


Nonmedical Use of Xtampza[®] ER and Other Oxycodone Medications in Adults Evaluated for Substance Abuse Treatment: Real-World Data from the Addiction Severity Index-Multimedia Version (ASI-MV[®])

Jody L Green
Rebekkah S Robbins
Taryn Dailey-Govoni
Stephen F Butler 

Inflexxion, A Division of Integrated Behavioral Health, Irvine, CA, USA

Purpose: The purpose of this study was to evaluate real-world data related to past 30-day nonmedical use (NMU) and routes of administration of Xtampza[®] ER and comparator oxycodone medications in the US as captured within the Addiction Severity Index-Multimedia Version[®] (ASI-MV[®]).

Methods: Data were collected from July 2016 through December 2019 from 647 centers located in 44 states using the ASI-MV, a clinical instrument used to evaluate substance use and treatment planning. Demographic characteristics were assessed using Pearson's chi-square test for categorical data and quarterly NMU rates were calculated. Distribution of route of administration was studied using a proportional reporting ratio (PRR) analysis.

Results: Of 192,810 assessments, 42,279 (21.9%) indicated past 30-day NMU of at least one prescription opioid, including Xtampza ER (N=73, 0.2%), other oxycodone ER (n=3802, 9.0%) and oxycodone IR (n=14,579, 34.5%). All quarterly Xtampza ER NMU rates per 100 ASI-MV assessments were significantly lower than those for other oxycodone ER and oxycodone IR. Overall, quarterly Xtampza ER NMU drug utilization adjusted rates were significantly lower than quarterly rates observed for other oxycodone ER NMU but not consistently significantly lower than oxycodone IR NMU. Although not all statistically significant, all ratios from the PRR analysis were less than 1.0, indicating that rates of use of any alternate route, any non-oral route, snorting, and injecting were higher for other oxycodone ER and oxycodone IR than for Xtampza ER.

Conclusion: Xtampza ER had significantly lower rates of NMU than other oxycodone ER products and oxycodone IR products, as well as significantly lower rates of non-oral NMU than oxycodone IR products, in a population of individuals seeking substance abuse treatment. Understanding risks associated with different opioid medications is important for prescribers as they manage risks of opioid misuse and abuse with effective pain therapy.

Keywords: pain management, analgesic, opioid, drug abuse, substance abuse treatment, real-world data

Correspondence: Jody L Green
Inflexxion, A Division of Integrated Behavioral Health, 2 Park Plaza, Suite 1200, Irvine, CA, 92614, USA
Tel +1 303 618 9044
Email jgreen@inflexxion.com

Introduction

Opioid therapy for chronic pain remains a challenge as providers weigh the medical need for therapy with the risks of opioid-related misuse, abuse, diversion, and overdose. A systematic review and meta-analysis evaluated the efficacy of opioid

therapy in chronic pain. Based upon 15 studies that met the inclusion criteria, opioids appear to be efficacious for treatment of non-cancer chronic pain for up to 3 months.¹ Published studies evaluating the risks of prescription opioid therapy suggest that rates of opioid misuse range from 21% to 29% and rates of opioid addiction range from 8% to 12%.² Prescription opioid medications with abuse-deterrent properties (also known as abuse-deterrent formulations (ADF)) are opioid medications designated by the US Food and Drug Administration (FDA) as products that may meaningfully deter abuse, even if they do not fully prevent abuse.³ Currently marketed ADF opioid products are intended to deter manipulation for the purpose of snorting, smoking or injecting of the active ingredient. Almost all ADF opioid products are extended-release (ER) formulations. Compared with immediate-release (IR) formulations, ER products contain higher amounts of the active ingredient. When an ER mechanism can be defeated so that most or all of the active ingredients become immediately available (for example, by crushing, grinding or dissolving), the product becomes particularly attractive for abuse by nonoral routes (eg, snorting, smoking or injecting). Prescription opioid abuse via nonoral routes of administration has been associated with a significantly higher risk (2.5 times higher) of life-threatening effects or death than abuse via oral routes as demonstrated by a study of cases managed by poison centers.⁴

Xtampza[®] ER (Collegium Pharmaceutical, Inc, Stoughton, MA, USA) is a Schedule II, abuse-deterrent, ER oral formulation of oxycodone indicated for the management of pain severe enough to require daily, around-the-clock long-term management for which alternative treatment options are inadequate.⁵ Xtampza ER is available in capsule form and is intended to be ingested orally. Xtampza ER was approved by the FDA in April 2016, with ADF labeling, specifically that the formulation was expected to make abuse via injection difficult, and to reduce abuse by the oral and intranasal routes.⁶ Xtampza ER became available to patients in Q3 2016.

Premarket in vitro and in vivo testing of Xtampza ER is well documented and demonstrates the difficulties in manipulating the product as well as the product's pharmacokinetic profile and human abuse potential.^{7–14} Published postmarket data is limited to a recent publication comparing Xtampza ER to IR oxycodone, other ADF ER opioids, and non-ADF ER opioids which suggested that Xtampza ER has low relative abuse rates and low relative likelihood

of non-oral use.¹⁵ While these results were consistent across several data sources, additional real-world data are needed to further understand the relative risk of abuse of currently available opioid medications.

The goal of this study was to evaluate real-world data from the Addiction Severity Index-Multimedia Version[®] (ASI-MV[®]; Inflexxion, Irvine, CA, USA), a clinical tool used to evaluate substance abuse and treatment planning. Past 30-day nonmedical use (NMU) and route of administration of Xtampza ER were compared to other oxycodone products currently available in the United States (US).

Methods

A cross-sectional surveillance study design was used to examine past 30-day NMU and routes of administration for Xtampza ER and comparator prescription oxycodone products among adults aged 18 years or older evaluated for substance abuse problems and treatment planning using the ASI-MV assessment tool. The comparator prescription oxycodone product groups included: 1) other oxycodone ER and 2) oxycodone IR (Table 1). The comparator groups are not mutually exclusive as one assessment could have included reported NMU of multiple products; hence, one assessment could be included in more than one study group.

ASI-MV Data Collection

This study included ASI-MV assessments completed from 01 July 2016 (Q3 2016) through 31 December 2019 (Q4 2019), representing a 3.5-year time period. Xtampza ER was launched in Q3 2016 and added to the ASI-MV in Q3 2017, allowing for a 1-year transition period as the product was introduced to the US market. The ASI-MV is a clinical tool used in standard workflow to gather biopsychosocial data of individuals evaluated for substance use for the purpose of triage and treatment planning.^{16,17} This validated self-administered standardized tool is based on the Addiction Severity Index (ASI), a standard clinical assessment tool with well-established reliability and validity designed for use on admission to drug and alcohol treatment.^{18–20}

In addition to patient characteristics, substance use and treatment history, and biopsychosocial domain assessments, the ASI-MV gathers self-reported NMU of specific prescription opioid medications. Respondents who report prescription opioid NMU are asked to identify the specific prescription opioid products used in the past 30 days from

Table I Utilization of Xtampza ER and Comparator Oxycodone Groups Within the ASI-MV Network

Group	Description	Prescriptions Dispensed	% of All Opioids Dispensed	% of All Oxycodone Dispensed	% of All Oxycodone ER Dispensed
Xtampza ER	Xtampza ER (entered market in Q3 2016; added to ASI-MV Q3 2017)	831,552	0.1	0.5	7.8
Other oxycodone ER*	Other oxycodone ER products excluding Xtampza ER (solid oral dosage forms)	9,891,591	1.5	6.1	92.2
Oxycodone IR	Oxycodone IR products (solid oral dosage forms), including single-entity and combination products	150,629,158	23.0	93.4	N/A

Note: *During the study period, the prescriptions dispensed within the other oxycodone ER product grouping were almost solely comprised of OxyContin and authorized generics (>99%).

Abbreviations: ER, extended-release; IR, immediate-release; ASI-MV, Addiction Severity Index-Multimedia Version.

a list of brand and generic products. Product photos are presented to assist with product identification. Routes of administration ever used for each product are also collected.

Secondary analysis of ASI-MV data for research purposes has been determined to be exempt from institutional review board review by the New England Institutional Review Board. All data accessed complied with relevant data protection and privacy regulations.

Definition of NMU

NMU was defined with the use of an algorithm of responses to several questions (Figure 1). Using this algorithm, any deviation from legitimate medical use as prescribed was considered NMU. For purposes of this study, legitimate medical use is use of one's own prescription medication from a healthcare provider only in the manner in which it was prescribed (frequency, dose and route of administration). While the ASI-MV captures NMU, abuse (a subtype of NMU) was not specifically collected. The FDA defines abuse as "the nonmedical use of a drug, repeatedly, or even sporadically, for the positive psychoactive effects it produces". The ASI-MV does not query the intention or reason for reported NMU of opioid medications; hence, rates of any NMU were reported rather than "abuse" or "misuse".

Data Analyses

Demographic characteristics were assessed using Pearson's chi-square test (or Fisher's exact test for comparisons with small cell size) for categorical data and Wilcoxon rank sum tests for ordinal data. Statistical significance was determined for tests where $p < 0.05$. Quarterly NMU was assessed during the study period using the following approaches: 1)

rate (95% confidence interval) adjusted for volume of ASI-MV assessments completed during the study period, 2) rate (95% confidence interval) adjusted by the number of prescriptions dispensed, and 3) rate adjusted by the number of solid oral dosage units (eg, tablets, capsules, caplets) dispensed. Prescriptions and units dispensed data were obtained from the National Prescription Audit™ (NPA; IQVIA, Danbury, CT, USA), an industry standard source of national prescription activity for all pharmaceutical products. NPA includes prescriptions and units dispensed from the universe of retail, standard mail service, specialty mail service, and long-term care pharmacies. The database produces projected total prescriptions dispensed (counts) and projected total number of units dispensed (counts) at various levels of aggregation including state and 3-digit ZIP code for all opioid products by individual manufacturer and available dosage strengths. For the purposes of this analysis, only solid oral dosage formulations were included (tablets or capsules) and only states with sites that contributed at least one assessment to the ASI-MV dataset during a specific quarter during the study period were included in the prescription-adjusted analyses for that quarter. The prescriptions dispensed- and units dispensed-adjusted rates account for the variability in drug utilization of Xtampza ER and the comparator groups. 95% confidence intervals (CIs) for NMU rates were calculated using a binomial distribution or Poisson distribution (ie, in instances in which the number of cases is less than 30). Units dispensed was included as an adjuster for drug availability because each tablet represents an individual opportunity for abuse.²¹

The proportional reporting ratio (PRR) is a commonly used method to assess disproportionality in pharmacovigilance surveillance data and has been deemed a validated

Medical Questions
<i>Do you have a pain problem? That is, physical pain that is more than the usual aches and pains?</i>
<i>In the past 30 days, have you taken any prescribed opiate medicine for your pain?</i>
Product-Specific Prescription Opioid Panel Questions
The following questions are presented for each product endorsed for the past 30-day use.
<i>On how many of these days did you use <Opioid> in a way not prescribed by your doctor? That is, using it for how it made you feel and not to help with pain.</i>
<i>How have you usually used <Opioid>? Please select all that apply.</i> Response Options (select all that apply): Swallowed it whole; Chewed it, and then swallowed it; Dissolved it in my mouth like a cough drop; Drank it after it dissolved in liquid; Dissolved it on my tongue; Dissolved it on the inside of my cheek (buccal); Snorted it; Smoked it; Injected it with a needle into my skin or muscle; Injected it with a needle into my vein; Other
<i>Where did you get the <Opioid>? Please select all that apply.</i> Response Options (select all that apply): My own prescription from one doctor; My own prescriptions from several doctors; Bought it online without a doctor's visit; Bought it from family or friend; Stole it from family or friend; Given to me by family or friend; Bought it from a dealer (a known seller); Wrote or bought a fake prescription; Stole them; Traded for it; Other

Figure 1 Items used in algorithm to define past 30-day nonmedical use (NMU) of prescription opioid products.
Note: Italics represent verbatim question as presented in the ASI-MV.

method in drug safety research and surveillance for signal detection.^{22,23} The PRR was calculated for specific routes of administration reported for Xtampza ER NMU versus routes of administration reported for comparator NMU. An individual assessment may include reported NMU of more than one oxycodone product by more than one route of administration. Each mention of a product and route was used to calculate the ratios. These ratios indicate if different routes of administration were more or less likely to be used for Xtampza ER NMU versus the comparators. Routes of administration included Any Oral (swallow whole, chew then swallow, dissolve like a cough drop, dissolved in liquid then drank) and Any Non-Oral (snort, smoke, inject). Multiple routes could be reported for each product; hence, routes are not mutually exclusive. All

analyses were carried out using SAS Enterprise Guide version 7.1 (Cary, NC).

Results

During the study period, 647 sites located in 44 states contributed 192,810 assessments to the ASI-MV network. A total of 42,279 assessments (21.9%) reported past 30-day NMU of at least one prescription opioid. Less than 1% of those reporting prescription opioid NMU specified past 30-day Xtampza ER NMU (n=73; 0.2%). Past 30-day NMU of other oxycodone ER was reported by 9.0% (n=3802) and over one-third reported past 30-day oxycodone IR NMU (n=14,579, 34.5%) (Table 2). Those who reported Xtampza ER NMU were more likely to be female (54.8% versus 48.6% of those reporting other oxycodone

Table 2 Patient Demographics and Characteristics

		Past 30-Day Xtampza ER NMU (n = 73; 0.2%)		Past 30-Day Other Oxycodone ER NMU (n = 3802; 9.0%)		Past 30-Day Oxycodone IR NMU (n = 14,579; 34.5%)		Xtampza ER versus Other Oxycodone ER	Xtampza ER versus Oxycodone IR
	Response	n	%	n	%	n	%	p-value***	p-value***
Gender	Male	33	45.2	1955	51.4	7380	50.6	0.29	0.36
	Female	40	54.8	1847	48.6	7197	49.4		
	Unknown/no response	0	0.0	0	0.0	2	0.0		
Age	18–24 years	8	11.0	605	15.9	2152	14.8	0.09	0.05
	25–34 years	28	38.4	1599	42.1	6519	44.7		
	35–44 years	19	26.0	990	26.0	3693	25.3		
	45–54 years	16	21.9	421	11.1	1525	10.5		
	55 + years	2	2.7	187	4.9	690	4.7		
Race	Caucasian	57	78.1	2886	75.9	10,907	74.8	0.63	0.41
	African American	4	5.5	381	10.0	1695	11.6		
	American Indian/Alaskan Native	3	4.1	92	2.4	319	2.2		
	Asian	0	0.0	8	0.2	27	0.2		
	Pacific Islander/Native Hawaiian	0	0.0	0	0.0	0	0.0		
	Hispanic/Latino	6	8.2	283	7.4	1065	7.3		
	Other Race	3	4.1	152	4.0	566	3.9		
	Unknown/no response	0	0.0	0	0.0	0	0.0		
Marital status	Married	14	19.2	824	21.7	3329	22.8	0.82	0.72
	Separated, divorced, widowed	19	26.0	907	23.9	3418	23.4		
	Never married	37	50.7	2049	53.9	7741	53.1		
	Unknown/no response	3	4.1	22	0.6	91	0.6		
Employment	Professional	5	6.9	225	5.9	881	6.0	0.93	0.94
	Administrative, clerical, sales	9	12.3	444	11.7	1736	11.9		
	Skilled or semi-skilled	23	31.5	1523	40.1	5814	39.9		
	Student	2	2.7	57	1.5	248	1.7		
	Homemaker	7	9.6	312	8.2	1228	8.4		
	Other manual/unskilled	10	13.7	441	11.6	1661	11.4		
	Did not work for pay last 3 years	3	4.1	202	5.3	735	5.0		
	Disabled	7	9.6	277	7.3	1070	7.3		
	No occupation	6	8.2	299	7.9	1120	7.7		
	Unknown/no response	1	1.4	22	0.6	86	0.6		
Treatment Modality	Residential/Inpatient	46	63.0	2208	58.1	8041	55.2	0.25	0.15
	Outpatient/Non-Methadone	18	24.7	844	22.2	3664	25.1		
	Methadone	7	9.6	268	7.1	888	6.1		
	Drug Court	0	0.0	57	1.5	255	1.8		
	Probation/Parole	0	0.0	45	1.2	185	1.3		
	DUI/DWI	0	0.0	30	0.8	201	1.4		
	Other Corrections	0	0.0	20	0.5	95	0.7		
	Temporary Assistance for Needy Families (Welfare)	0	0.0	8	0.2	90	0.6		
	Other	2	2.7	322	8.5	1160	8.0		
Current pain problem	Yes	52	71.2	2289	60.2	8123	55.7	0.04	0.005
	No	20	27.4	1509	39.7	6432	44.1		
	Unknown/no response	1	1.4	4	0.1	24	0.2		
Criminal justice*	Yes	23	31.5	888	23.4	3557	24.4	0.07	0.11
	No	47	64.4	2894	76.1	10,949	75.1		
	Unknown/no response	3	4.1	20	0.5	73	0.5		

(Continued)

Table 2 (Continued).

		Past 30-Day Xtampza ER NMU (n = 73; 0.2%)		Past 30-Day Other Oxycodone ER NMU (n = 3802; 9.0%)		Past 30-Day Oxycodone IR NMU (n = 14,579; 34.5%)		Xtampza ER versus Other Oxycodone ER	Xtampza ER versus Oxycodone IR
	Response	n	%	n	%	n	%	p-value***	p-value***
Past 30-day marijuana use	Yes	37	50.7	1901	50.0	6915	47.4	0.86	0.54
	No	36	49.3	1901	50.0	7664	52.6		
Past 30-day illicit drug use (other than marijuana)**	Yes	58	79.5	2631	69.2	9199	63.1	0.06	0.004
	No	15	20.6	1171	30.8	5380	36.9		
Past 30-day heroin use	Yes	28	38.4	1604	42.2	5174	35.5	0.50	0.62
	No	45	61.6	2189	57.6	9405	64.3		
Lifetime heroin use	Yes	44	60.3	2324	61.1	7824	53.7	0.87	0.27
	No	29	39.7	1471	38.7	6728	46.2		
	Unknown/no response	0	0.0	7	0.2	27	0.2		
Lifetime injection of any drug	Yes	34	46.6	1986	52.2	6620	45.4	0.34	0.84
	No	39	53.4	1816	47.8	7959	54.6		
Drug severity score	No real problem/slight problem	2	2.7	216	5.7	1210	8.3	0.55	0.38
	Moderate/considerable problem	28	38.4	1352	35.6	5896	40.4		
	Extreme problem	32	43.8	1998	52.6	6637	45.5		
	Unknown/no response	11	15.1	236	6.2	836	5.7		
Medical severity score	No real problem/slight problem	19	26.0	1478	38.9	6362	43.6	0.02	0.002
	Moderate/considerable problem	51	69.9	2123	55.8	7522	51.6		
	Extreme problem	0	0.0	105	2.8	349	2.4		
	Unknown/no response	3	4.1	96	2.5	346	2.4		
Family severity score	No real problem/slight problem	31	42.5	1717	45.2	7214	49.5	0.14	0.02
	Moderate/considerable problem	22	30.1	1578	41.5	5724	39.3		
	Extreme problem	14	19.2	364	9.6	1106	7.6		
	Unknown/no response	6	8.2	143	3.8	535	3.7		
Employment severity score	No real problem/slight problem	26	35.6	1712	45.0	7331	50.3	0.03	0.001
	Moderate/considerable problem	33	45.2	1654	43.5	5785	39.7		
	Extreme problem	11	15.1	296	7.8	936	6.4		
	Unknown/no response	3	4.1	140	3.7	527	3.6		

Notes: *Admission to substance abuse treatment was required or encouraged of the respondent by a judge, probation or parole officer, or other criminal justice official. **Illicit drugs include heroin, cocaine, illicit amphetamines/methamphetamines, hallucinogens, inhalants, ecstasy, GHB, ketamine, K2, rohypnol, bath salts, and street fentanyl.

***Unknown/no responses categories (ie, missing data) were excluded from statistical testing. Due to low cell size ($n < 5$), the fishers exact test was run in place of the chi-square test for age, race, and treatment modality. The categories for employment and treatment modality were collapsed prior to running statistical testing. Employment categories included professional/administrative, clerical or sales; skilled, semi-skilled, other manual; homemaker; disabled; no occupation; and other (includes the remaining categories with cell counts of $n < 5$). Treatment modality categories included residential/inpatient, outpatient/non-methadone, corrections (drug court, probation/parole, DUI/DWI, other corrections); and other (methadone, Temporary Assistance for Needy Families, and other).

Abbreviations: ER, extended-release; IR, immediate-release; NMU, nonmedical use.

ER product NMU and 49.4% of those reporting oxycodone IR NMU). Approximately 25% of those who reported Xtampza ER NMU were aged 45 years or older compared to 16.0% of those reporting NMU of other oxycodone ER products and 15.2% of those reporting NMU of oxycodone IR products. Those reporting Xtampza ER NMU were more likely than those endorsing

comparator opioid drug NMU to self-report a current pain problem (71.2% versus 60.2% of other oxycodone ER product nonmedical users and 55.7% of oxycodone IR nonmedical users). Patients with moderate to extreme drug severity scores were similar across the study groups.

Quarterly past 30-day NMU rates of Xtampza ER per 100 ASI-MV assessments ranged from 0.01 (Q3 2017) to

0.10 (Q1 2018), other oxycodone ER NMU rates ranged from 1.25 (Q4 2019) to 2.97 (Q4 2016), and oxycodone IR NMU rates ranged from 10.87 (Q4 2019) to 23.37 (Q3 2016) (Figure 2A). All quarterly Xtampza ER NMU rates per 100 ASI-MV assessments were significantly lower than those for other oxycodone ER and oxycodone IR, as determined by discrete confidence intervals. Past 30-day oxycodone IR NMU quarterly rates per 100 ASI-MV assessments were significantly higher than all other groups.

When adjusting for the volume of prescriptions dispensed during the study period, past 30-day Xtampza ER NMU was reported at rates between 4.46 (Q4 2018) and 31.10 (Q4 2017), other oxycodone ER NMU rates ranged from 38.65 (Q4 2019) to 59.94 (Q3 2016), oxycodone IR NMU rates ranged from 16.35 (Q4 2019) to 36.37 (Q3 2016) mentions per 100,000 prescriptions (Figure 2B). Overall, quarterly Xtampza ER NMU rates per 100,000 prescriptions dispensed were significantly lower than quarterly rates observed for other oxycodone ER NMU (with

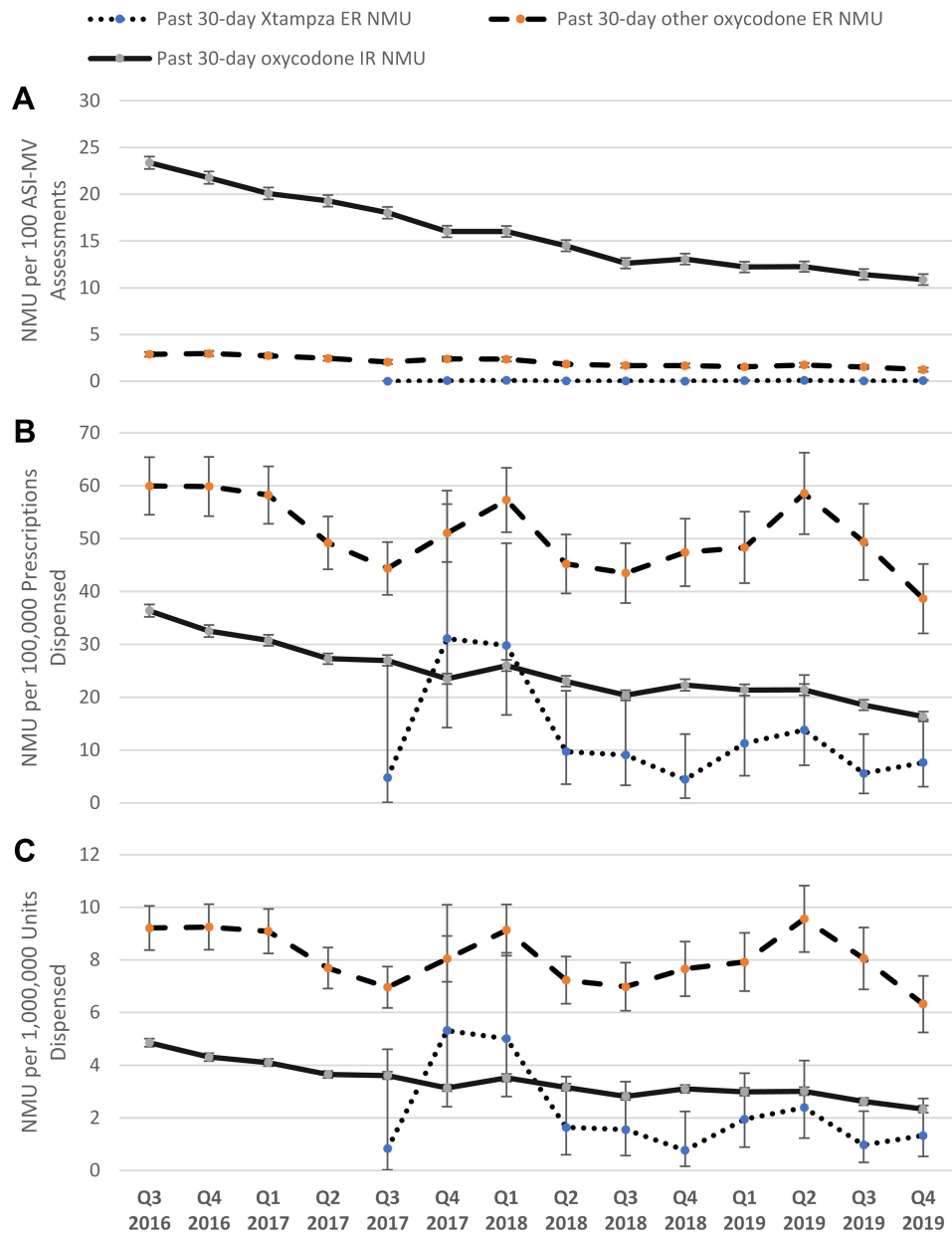


Figure 2 Quarterly (Q3 2016-Q4 2019) rates of past 30-day NMU (A) per 100 ASI-MV assessments, (B) per 100,000 prescriptions dispensed, and (C) per 1,000,000 units dispensed for Xtampza ER and comparator oxycodone products.

Note: Xtampza ER was added to the ASI-MV in Q3 2017.

Abbreviations: ER, extended-release; IR, immediate-release; ASI-MV, Addiction Severity Index-Multimedia Version; NMU, nonmedical use.

the exception of Q4 2017), but not consistently significantly lower than oxycodone IR NMU rates.

The units dispensed adjusted rate of past 30-day Xtampza ER NMU was lowest in Q4 2018 (0.77) and highest in Q4 2017 (5.32). Other oxycodone ER past 30-day NMU adjusted for units dispensed ranged from 6.32 (Q4 2019) to 9.56 (Q2 2019). Oxycodone IR past 30-day NMU adjusted for units dispensed ranged from 2.33 (Q4 2019) to 4.86 (Q3 2016) (Figure 2C). Overall, Xtampza ER NMU rates per 1,000,000 units dispensed were significantly lower than quarterly rates observed for other oxycodone ER NMU but not significantly lower than oxycodone IR NMU rates.

Nonmedical users of Xtampza ER were significantly less likely to report any non-oral route of administration (28.8%) compared to nonmedical users of other oxycodone ER products (57.9%; Chi-square 18.57, $p < 0.001$) and nonmedical users of oxycodone IR products (60.1%; Chi-square 52.47, $p < 0.001$) (Table 3). Specifically, snorting and injecting were reported less frequently for Xtampza ER NMU (17.8% and 6.8%, respectively) compared to other oxycodone ER NMU (31.9% reported snorting and 21.9% reported injecting) and oxycodone IR NMU (40.6% reported snorting and 15.5% reported injecting).

The significant disproportionality in routes of administration between the study groups is further illustrated in the PRR analysis using Xtampza ER as the reference group (Figure 3). All ratios were less than 1.0 which indicates the ratio of the comparator group was higher than that of Xtampza ER. The PRR for other oxycodone ER was statistically significant for the evaluation of any non-oral route versus swallowing whole and for the evaluation of injection versus swallowing whole. The PRR for oxycodone IR was statistically significant for all comparisons except for injection versus swallowing whole. These data suggest that Xtampza ER is less likely to be used via a non-oral route (including injection) than swallowing, compared to other oxycodone ER medications and less likely to be used via any alternate route, any non-oral route, or snorting compared to oxycodone IR.

Discussion

This study analyzed 192,810 assessments from the ASI-MV network for Xtampza ER and oxycodone opioid comparator groups from 01 July 2016 through 31 December 2019. The ASI-MV is a standardized, validated clinical tool used for substance abuse evaluation and

Table 3 Prevalence of Nonmedical Use (NMU) for Xtampza ER and Comparators by Route of Administration (7/1/2016–12/31/2019)

	Past 30-Day Xtampza ER NMU		Past 30-Day Other Oxycodone ER NMU		Past 30-Day Oxycodone IR NMU	
	n	%	n	%	n	%
Total NMU Mentions*	73	100.0	4114	100.0	31,281	100.0
Route of Administration**						
Any Oral**	45	61.6	3261	79.3	21,977	70.3
Swallow whole	38	52.1	2262	55.0	15,498	49.5
Chew then swallow	5	6.8	658	16.0	4287	13.7
Dissolve like a cough drop	2	2.7	230	5.6	1489	4.8
Dissolved in liquid then drank	0	0.0	111	2.7	703	2.2
Any non-oral**	21	28.8	2380	57.9	18,787	60.1
Chi-square, Any Non-Oral (p-value)	Index Group		18.57 (<0.001)		52.47 (<0.001)	
Snort	13	17.8	1314	31.9	12,696	40.6
Smoke	3	4.1	165	4.0	1250	4.0
Inject	5	6.8	901	21.9	4841	15.5
Other	8	11.0	189	4.6	685	2.2

Notes: *Total NMU mentions are the total number of products within each drug group/category that respondents endorsed for past 30-day NMU. Assessments may have endorsed multiple drugs in any category and product/comparator categories are not mutually exclusive. **Multiple drugs and multiple routes of administration for each drug could be selected by respondents for each product/comparator. Any mention of any route of administration for each product/opioid group is included. Thus, the total number of routes may be greater than total NMU mentions. Italic font indicates statistically significant finding. Results in bold represent the collective categories of oral and non-oral routes of administration while results in regular font represent subsets within each group (subsets are not mutually exclusive).

Abbreviations: ER, extended-release; IR, immediate-release; NMU, nonmedical use.

Proportional Reporting Ratios (PRR): Xtampza ER NMU Routes versus Comparator Oxycodone Routes

		PRR	95% CI
Any alternate route* versus swallowing whole	Other oxycodone ER	0.795	0.628 - 1.006
	Oxycodone IR	0.777	0.615 - 0.982
Any non-oral route [†] versus any oral route [‡]	Other oxycodone ER	0.754	0.529 - 1.075
	Oxycodone IR	0.690	0.485 - 0.983
Any non-oral route [†] versus swallowing whole	Other oxycodone ER	0.694	0.492 - 0.980
	Oxycodone IR	0.650	0.461 - 0.916
Snorting versus swallowing whole	Other oxycodone ER	0.694	0.433 - 1.111
	Oxycodone IR	0.566	0.354 - 0.905
Injecting versus swallowing whole	Other oxycodone ER	0.408	0.179 - 0.932
	Oxycodone IR	0.489	0.214 - 1.114

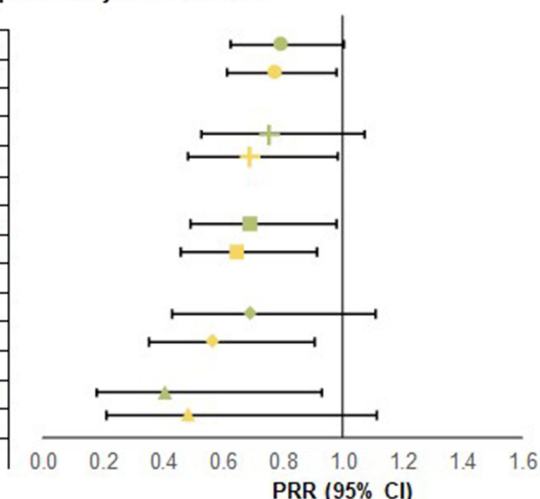


Figure 3 Proportional reporting ratios (PRR) of Xtampza ER NMU routes of administration versus routes of administration reported for NMU of comparator oxycodone groups (7/1/2016 – 12/31/2019). PRR <1.0 indicates the ratio of the comparator group was higher than that of Xtampza ER.

Notes: *Alternate routes include chewed then swallowed, dissolved in mouth like a cough drop, dissolved in liquid and drank, snorted, smoked, injected and "Other" ROA. [†]Non-oral routes include snorting, smoking, and injecting. [‡]Oral routes include swallowing whole, chewing then swallowing, dissolving in mouth like a cough drop, and dissolving in liquid then drinking. Italicized PRR values indicate statistical significance (confidence intervals did not include 1.0).

Abbreviations: PRR, proportional reporting ratio; CI, confidence interval; ER, extended-release; IR, immediate-release; NMU, nonmedical use.

treatment planning which also allows for the study of opioid NMU within a high-risk population.

While all quarterly rates of past 30-day NMU adjusted for the volume of ASI-MV assessments and almost all drug utilization adjusted rates were lowest for Xtampza ER, many did not reach statistical significance likely due to the small number of Xtampza ER NMU cases reported (n=73) and low volume of prescriptions and units dispensed, particularly during introduction of the product to the market.

Additionally, all ratios from the PRR analysis were less than 1.0, indicating that rates of use of any alternate route, any non-oral route, snorting, and injecting were higher for other oxycodone ER and oxycodone IR than for Xtampza ER. The PRR between Xtampza ER and other oxycodone ER suggests a lower likelihood of Xtampza ER being used via any alternate route by 20%, any non-oral route by 25%, snorting by 31%, and injecting by 59%. However, the confidence intervals were large, and the PRR was statistically significant for any non-oral route versus swallowing whole and injection versus swallowing whole.

In this study, the other oxycodone ER group consisted almost entirely (>99%) of products that have ADF properties albeit with a different technology than Xtampza ER. Hence, some level of comparability of rates of alternate route of administration between the other oxycodone ER group and Xtampza ER relative to the oxycodone IR group would be expected but cannot be confirmed in this study,

especially for injection. Further evaluation is needed regarding the deterrent effects between the different ADF formulations of oxycodone ER products and if differences found in premarket laboratory testing are detectable in postmarket real-world data.

Similar to the PRR analysis between Xtampza ER and other oxycodone ER, the PRR analysis between Xtampza ER and oxycodone IR illustrated a lower likelihood of Xtampza ER being used via any alternate route by 22%, any non-oral route by 31%, snorting by 43%, and injecting by 51%. These ratios were statistically significant for all except injection, despite it having the most remarkable ratio (PRR 0.489, CI 0.2142, 1.1141). In this study, oxycodone IR products accounted for 93.4% of all opioid prescriptions dispensed and had the highest proportion of non-oral routes (60.1%), including snorting (40.6%). This product group by far is the most widely available opioid medication and is the first-line therapy for treatment of acute pain. This is also a group of products that are easily manipulated for non-oral routes of administration which is an important consideration for any prescriber.

Opioid prescribing behaviors vary and cannot be ignored as a confounder when evaluating rates of opioid NMU and routes of administration. A recent study described the variability in prescribing ADF products using data from 2018. The rate of ADF prescribing per 1000 adult recipients of opioid analgesics was nearly twice

as high in Florida (rate 14.57; 95% CI: 14.44, 14.69) than in California (rate 8.30; 95% CI: 8.22, 8.37) and Kentucky (rate 8.20; 95% CI: 8.01, 8.39).²⁴ Variations were detected between states in proportion of ADF prescriptions in rural versus urban populations. It was also noted that patients prescribed ADF opioids were more often age 55–74 years of age, yet overdose deaths nationwide are more likely to occur in individuals age 35–54 years. The specific drivers for prescribing ADF opioid medications are unclear, though likely influenced by geographic region, institutional or state policy, formularies, payor requirements, and pricing. To date, patient-centric factors such as socio-demographics or the patient's individual risk evaluation of potential or ongoing NMU have not been identified as significant influencers on prescribing behavior. Attention is warranted in this area to effectively utilize ADF opioid medications as a tool in deterring non-oral opioid use. While no product can be abuse-proof, incremental improvements are beneficial and should not be discounted.

While this study does not allow for the determination of why these opioid medication groups have different NMU profiles, some potential drivers are discussed. In summary, these potential drivers include the actual formulation, as Xtampza ER is the only oxycodone formulation to include ADF labeling specific to reduction of abuse by the oral route of administration; availability and ease of manipulation of oxycodone IR products; and administrative influences on prescribing behaviors rather than patient-centric or risk-based prescribing. While this list is not exhaustive and prescription opioid NMU is complex and impacted by many other confounders, these should be considered by prescribers when determining the most appropriate opioid therapy.

The strengths of this study include (1) access to a hard-to-reach, enriched population of opioid users, (2) data collection via a validated clinical tool used in standard workflow that captures product-specific NMU (using pictures and product names) and route of administration, (3) large sample of assessments during the study period and (4) novel approach of evaluating routes of administration. Limitations of this study include (1) reliance on self-report of historical behaviors, (2) self-reported product identification with potential product misclassification, (3) small sample size of some study groups, and (4) the inability to assign causality to the differences found between medication groups. Additionally, the ASI-MV is not a nationally representative sample; the data are obtained from sites that use ASI-MV in clinical practice and may not be representative of all individuals evaluated for substance abuse treatment or users not seeking treatment.

Conclusion

The ability to provide effective pain management therapy while reducing the risk of opioid misuse and abuse continues to be a challenge for medical professionals. Oxycodone-containing products are some of the most commonly prescribed opioids. Xtampza ER had significantly lower rates of NMU than other oxycodone ER products and oxycodone IR products, as well as significantly lower rates of non-oral NMU than oxycodone IR products, in a population of individuals seeking substance abuse treatment. Understanding NMU profiles of different opioid medications is important for prescribers as they balance opioid NMU risks with effective pain therapy.

Acknowledgments

This study was funded by Collegium Pharmaceutical, Inc. Inflexxion contracts with FDA and multiple companies with interests in some of the products included in the compounds evaluated for this article. Although the sponsor was involved in reviewing the content of this article, all data collection, analysis, and ultimate data interpretation were made by the authors without sponsor influence. XTAMPZA® is a registered trademark of Collegium Pharmaceutical, Inc. The abstract of this paper was presented at PAINWeek Conference 2020 as a poster presentation with interim findings. The poster's abstract was published in the online PAINWeek Abstract Book 2020: <https://doi.org/10.1080/00325481.2020.1824967>.

Disclosure

JLG, RSR, and TDG are employees of and SFB is a consultant to Inflexxion, a division of Integrated Behavioral Health. The authors report no other conflicts of interest in this work.

References

1. Meske DS, Lawal OD, Elder H, Langberg V, Paillard F, Katz N. Efficacy of opioids versus placebo in chronic pain: a systematic review and meta-analysis of enriched enrollment randomized withdrawal trials. *J Pain Res*. 2018;11:923–934. doi:10.2147/JPR.S160255
2. Vowles KE, McEntee ML, Julnes PS, Frohe T, Ney JP, van der Goes DN. Rates of opioid misuse, abuse, and addiction in chronic pain: a systematic review and data synthesis. *Pain*. 2015;156(4):569–576. doi:10.1097/01.j.pain.0000460357.01998.fl
3. United States Food and Drug Administration CDER: abuse deterrent opioids—evaluation and labeling, guidance for industry; April 2015. Available from <https://www.fda.gov/downloads/Drugs/Guidances/UCM334743.pdf>. Accessed October 14, 2020.

4. Green JL, Bucher Bartelson B, Le Lait MC, et al. Medical outcomes associated with prescription opioid abuse via oral and non-oral routes of administration. *Drug Alcohol Depend.* 2017;175:140–145. doi:10.1016/j.drugalcdep.2017.01.039
5. FDA. Highlights of prescribing information: xtampza ER; 2016. Available from: https://www.accessdata.fda.gov/drugsatfda_docs/label/2016/208090s000lbl.pdf. Accessed April 14, 2020.
6. FDA. Xtampza ER (oxycodone) extended-release capsules; 2017. Available from: https://www.accessdata.fda.gov/drugsatfda_docs/nda/2016/208090Orig1s000TOC.cfm. Accessed April 14, 2020.
7. Brennan MJ, Kopecky EA, Marseilles A, O'Connor M, Fleming AB. The comparative pharmacokinetics of physical manipulation by crushing of Xtampza[®] ER compared with OxyContin[®]. *Pain Manag.* 2017;7(6):461–472. doi:10.2217/pmt-2017-0030
8. Fleming AB, Scungio TA, Grima MP, Mayock SP. In vitro assessment of the potential for abuse via the intravenous route of oxycodone DETERx[®] microspheres. *J Opioid Manag.* 2016;12(1):57–65. doi:10.5055/jom.2016.0312
9. Gudin J, Levy-Cooperman N, Kopecky EA, Fleming AB. Comparing the effect of tampering on the oral pharmacokinetic profiles of two extended-release oxycodone formulations with abuse-deterrent properties. *Pain Med.* 2015;16(11):2142–2151. doi:10.1111/pme.12834
10. Gudin J. Effect of physical manipulation on the oral pharmacokinetic profile of Xtampza[®] ER (oxycodone DETERx[®] formulation): a review of published studies. *J Opioid Manag.* 2020;16(2):127–139. doi:10.5055/jom.2020.0559
11. Kopecky EA, Fleming AB, Levy-Cooperman N, O'Connor M, Sellers E. Oral human abuse potential of oxycodone DETERx[®] (Xtampza[®] ER). *J Clin Pharmacol.* 2017;57(4):500–512. doi:10.1002/jcph.833
12. Kopecky EA, Fleming AB, Noonan PK, et al. Impact of physical manipulation on in vitro and in vivo release profiles of oxycodone DETERx[®]: an extended-release, abuse-deterrent formulation. *J Opioid Manag.* 2014;10(4):233–246. doi:10.5055/jom.2014.0211
13. Mayock SP, Saim S, Fleming AB. In vitro drug release after crushing: evaluation of Xtampza[®] ER and other ER opioid formulations. *Clin Drug Investig.* 2017;37(12):1117–1124. doi:10.1007/s40261-017-0561-9
14. Meske D, Kopecky EA, Passik S, Shram MJ. Evaluation of the oral human abuse potential of oxycodone DETERx[®] formulation (Xtampza[®] ER). *J Opioid Manag.* 2018;14(5):359–372. doi:10.5055/jom.2018.0468
15. Severtson SG, Scott ED, Amioka EC, et al. Postmarketing analysis of misuse, abuse, and diversion of Xtampza ER. *Pain Med.* 2020;21(12):3660–3668. doi:10.1093/pm/pnaa272
16. Butler SF, Budman SH, Licari A, et al. National Addictions Vigilance Intervention and Prevention Program (NAVIPPRO): a real-time, product-specific, public health surveillance system for monitoring prescription drug abuse. *Pharmacoepidemiol Drug Saf.* 2008;17(12):1142–1154. doi:10.1002/pds.1659
17. Butler SF, Budman SH, Goldman RJ, et al. Initial validation of a computer-administered addiction severity index: the ASI-MV. *Psychol Addict Behav.* 2001;15:4–12. doi:10.1037/0893-164X.15.1.4
18. Hendriks VM, Kaplan CD, van Limbeek J, Geerlings P. The Addiction Severity Index: reliability and validity in a Dutch addict population. *J Subst Abuse Treat.* 1989;6(2):133–141. doi:10.1016/0740-5472(89)90041-X
19. Kosten TR, Rounsaville BJ, Kleber HD. Concurrent validity of the Addiction Severity Index. *J Nerv Ment Dis.* 1983;171(10):606–610. doi:10.1097/00005053-198310000-00003
20. McLellan AT, Kushner H, Metzger D, et al. The fifth edition of the addiction severity index. *J Subst Abuse Treat.* 1992;9(3):199–213. doi:10.1016/0740-5472(92)90062-S
21. Secora AM, Dormitzer CM, Staffa JA, Dal Pan GJ. Measures to quantify the abuse of prescription opioids: a review of data sources and metrics. *Pharmacoepidemiol Drug Saf.* 2014;23(12):1227–1237. doi:10.1002/pds.3711
22. Bohm R. Primer on Disproportionality Analysis. Available from: <http://openvigil.sourceforge.net/doc/DPA.pdf>. Accessed April 15, 2020.
23. Duggirala HJ, Tonning JM, Smith E, et al. Use of data mining at the Food and Drug Administration. *J Am Med Inform Assoc.* 2016;23:428–434. doi:10.1093/jamia/ocv063
24. Brown JR, Oh G, Wang Y, et al. Variation in abuse-deterrent formulation opioid prescribing in California, Florida, and Kentucky in 2018. *J Rural Health.* 2020;37:23–28. doi:10.1111/jrh.12496

Journal of Pain Research

Publish your work in this journal

The Journal of Pain Research is an international, peer reviewed, open access, online journal that welcomes laboratory and clinical findings in the fields of pain research and the prevention and management of pain. Original research, reviews, symposium reports, hypothesis formation and commentaries are all considered for publication. The manuscript

Submit your manuscript here: <https://www.dovepress.com/journal-of-pain-research-journal>

management system is completely online and includes a very quick and fair peer-review system, which is all easy to use. Visit <http://www.dovepress.com/testimonials.php> to read real quotes from published authors.

Dovepress