



Global Research Trends of Herbal Medicine for Pain in Three Decades (1990–2019): A Bibliometric Analysis

Chennan Wang¹
Qinggang Meng²

¹School of Traditional Chinese Medicine, Beijing University of Chinese Medicine, Beijing, People's Republic of China;

²System Complexity Research Center of Chinese Medicine, Beijing University of Chinese Medicine, Beijing, People's Republic of China

Purpose: The aim of this study was to explore the global research trends of herbal medicine for pain from 1990 to 2019, using bibliometric methods, and explore international collaborations, intellectual structure, the evolution of active topics, emerging trends, and research frontiers.

Methods: Articles on herbal medicine for pain were retrieved from WoSCC. Two information visualization softwares including CiteSpace and HistCite were used to process bibliographic catalogs. Identification of international collaborations, intellectual structure, the evolution of active topics, emerging trends, and research frontiers were performed based on results from bibliometric analysis.

Results: A total of 2986 original articles published between 1990 and 2019 were identified based on the inclusion criteria. The number of publications on herbal medicine for pain in WoSCC significantly increased. China ranked highest in the number of scientific outputs; however, articles with the highest citation rates were found to be from the United States. China–Japan reported the most active collaborations, whereas Kyung Hee University from South Korea was the most productive institution. Zhang Y was the most productive author, whereas research by Sherman KJ and Vane JR had the highest influence. *Journal of Ethnopharmacology* was the most active journal, whereas Integrative and Complementary Medicine was the most active research area. History of herbal medicine for pain research comprises three major phases of activities. The main points of focus of bibliometric analysis of herbal medicine for pain include “knee osteoarthritis”, “cancer”, “low back pain”, etc.. Moreover, research on mechanisms of action of herbal medicine for pain remains at the forefront of this field.

Conclusion: This paper provides a basis for future development of research on herbal medicine for pain, which may help researchers explore new directions for future research and identify new perspectives on potential collaborations in this field.

Keywords: herbal medicine, pain, bibliometric analysis, CiteSpace, HistCite, international collaborations, traditional medicine

Introduction

Pain is a significant public health concern. The Centers for Disease Control and Prevention (CDC) reports that approximately 100 million Americans – more than the number affected by cardiovascular disease, diabetes, and cancer combined – suffer from common chronic pain conditions.¹ Studies report that the prevalence of chronic pain ranges between 11% and 40%.² According to the CDC, 50 million adults in the United States experience chronic daily pain, with 19.6 million adults

Correspondence: Chennan Wang
School of Traditional Chinese Medicine,
Beijing University of Chinese Medicine, 11
Bei San Huan Dong Lu, Chaoyang District,
Beijing, 100029, People's Republic of China
Tel +8618801198973
Email IvanWangBUCM@hotmail.com

experiencing high impact chronic pain that interferes with their daily life or work activities.³ Chronic pain is linked to numerous physical and mental conditions and contributes to high health care costs and loss of productivity.⁴ In the United States, the estimated cost for pain management ranges from \$560 billion to \$635 billion annually.^{5,6} Opioids are commonly prescribed drugs for chronic pain, and in the United States, the most recent national data show a fourfold increase in opioid prescriptions in the early 2000s, accompanied by an increase in opioid-related overdose and misuse.^{7,8} In 2018, opioids were implicated in 46,802 overdose deaths in the United States (69.5% of all drug overdose deaths).⁹ Gastrointestinal discomfort is the most common side effect of nonsteroidal anti-inflammatory drugs, whereas cardiovascular anomalies are common side effects of COX-2 inhibitors and they have raised serious concerns. Therefore, inadequate assessment and pain management have become public health issues.¹⁰

Phytocompounds, used in herbal medicine for pain reduction, have gained significant attention. Herbal medicine, which is rooted in indigenous medical practices, has accumulated a great number of refined drugs through many generations of valuable experience. Extensive research shows that most herbal medicines have been used to manage pain with minimal or no side effects.^{11–15} A previous evaluation reported that lipoic acid, curcumin phytosome and piperine are effective complementary therapy for complimenting conventional treatments to achieve better efficacy in reducing neuropathic pain.¹⁶ A prospective clinical trial suggested that a Chinese herbal decoction (Xiaozhi decoction) effectively relieves postoperative pain and reduces analgesic medication after hemorrhoidectomy.¹⁷ Recent evidence suggests that the crude methanolic root extract of *C. ficifolius* showed anti-nociceptive and anti-inflammatory activities.¹⁸ Another study reports that incarvillateine (INCA), derived from the Chinese herb *Incarvillea sinensis*, shows potent nonopioid antinociceptive action mediated predominantly through A3AR – adenosine 3 receptor action.¹⁹

Bibliometrics is a quantitative analysis method that utilizes scientific literature to identify intellectual structures, active topics and emerging trends of a specific domain.²⁰ This study used a bibliometric approach to track the advances in collective knowledge of herbal medicine for pain management with promising results that present an objective and comprehensive overall picture

of research outputs and identify new perspectives on potential collaborations in this field. In this study, existing achievements of herbal medicine for pain were explored. Studies related to herbal medicine for pain published from 1990 to 2019 were retrieved from the Web of Science Core Collection (WoSCC), using the topic search. CiteSpace^{21–23} and HistCite^{24,25} are information visualization softwares that are widely used to visualize and process bibliographic catalogs. Various types of indicators and multiple bibliometric methods were used to assess performance and other characteristics, including countries, institutions, authors, journals, research areas, references and keywords. In addition, bibliometric analysis was used for identification of international collaborations, intellectual structure, evolution of active topics, emerging trends, and research frontiers. To the best of our knowledge, this is the first study to conduct a comprehensive and systematic bibliometric analysis of herbal medicine for pain. The findings of this study provided a framework for the future development of research on herbal medicine for pain, which may help researchers explore new directions for future research and identify new perspectives on potential collaborations in this field.

Materials and Methods

Data Collection

Data on herbal medicine for pain were searched by topic using the search strategy: TS = ((herbal medicine OR traditional medicine OR herbal therapy OR herb therapy OR phytotherapy) AND (pain)). Studies published between 1990 and 2019 were retrieved to explore the global research trends in herbal medicine for pain. Results were restricted to studies published in English. After retrieval, only original articles were chosen for further investigation. A total of 2986 original articles were included. Data used in this study were lastly updated on December 31, 2020. Flow chart of the study retrieval strategy is presented in Figure 1.

Bibliometrics Methods and Analysis Tools

Historian's description of the progress of science is limited by their own experience, memory, and adequacy of available documentation. Subjective judgment primarily determines the historical picture of development of events.²⁷ Traditional reviews are based on opinions of scholars, whereas bibliometric analysis focuses on finding qualitative changes in the quantity of references.²⁷ In this paper,

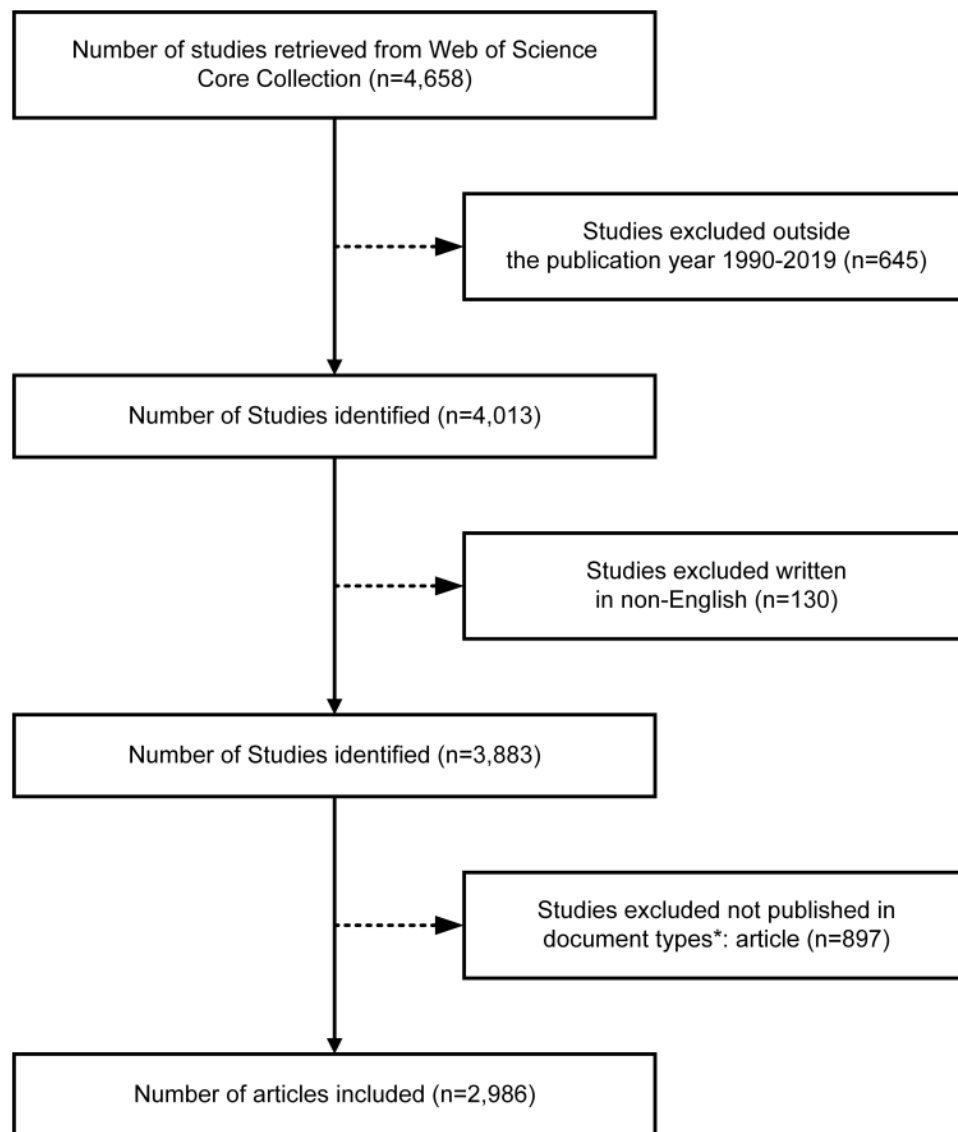


Figure 1 Flow chart of study retrieval and selection process.

Notes: *Reviews, editorial materials, corrections, reprints, meeting abstracts, early accesses, book chapters, proceedings papers and letters were excluded from the results.

bibliometric methods were used to explore existing achievements of herbal medicine for pain. CiteSpace (version 5.7 R2)^{21–23} and HistCite (version 8.12.16)^{24,25} softwares were used to assess bibliographic catalogs. Descriptive indicators (publications per year, research areas, journals and authors), qualitative indicators (bursts, betweenness centralities and citation scores) and relational indicators (collaborations of countries/regions and institutions) were used to assess bibliographic catalogs. Multiple bibliometric methods, such as co-citation analysis, co-occurrence analysis, and typical cluster analysis were performed to identify international collaborations, intellectual

structure, evolution of active topics, emerging trends and research frontiers.

Results and Discussion

Analysis of Publication Outputs

A total of 2986 original articles, which met the inclusion criteria, were included in this research. The articles were published in 1010 journals between 1990 and 2019 and comprised 112,788 references. After removing the duplicates, a total of 90,537 references were obtained. Total local citation score (TLCS) and total global citation score (TGCS) for all publications were 1503 and

51,112. The H-index was 80 with 17.12 average citations per item. The number of total publications and citations by year is shown in Figure 2. The number of international scientific papers and citations on research on herbal medicine for pain from 1990 showed a gradual upward trend.

International Collaborations of Countries/Regions

Analysis of international collaborations of countries/regions showed that a total of 113 countries/regions performed research in this field. Geographical distribution of publications on herbal medicine for pain research from countries/regions is presented in Figure 3.

Nearly half of the 2986 publications were from the top three countries. China had the highest number of publications (685, 22.9%), followed by the United States (584, 19.6%), and South Korea (260, 8.7%). Co-occurrence network analysis was used to describe the relationship among various items based on the relations among the network nodes that are involved in information or connections travel. The network was used to assess the significance and impact of a node by determining the citation and centrality. Betweenness centrality is identified within a network's connectivity and represents the degree to which nodes stand between each other. International collaborations network between the most productive countries/regions is presented in Figure 4. Analysis of the collaboration network showed that Germany (0.34), the United States (0.16), China (0.14), and England (0.14) played the most active role and maintained collaborations

with the remaining countries. Collaboration between China and Japan ranked first, followed by Germany–England and US–China. South Korea (0.03) and Iran (0.01) had a large number of publications but showed a lack of international collaborations. Details on cooperation network between the top 10 countries/regions are shown in Table 1.

China ranked first in publication production, whereas the United States had the highest number of citations both in TLCS and TGCS (Table 1). Despite England and Germany producing fewer publications, their total citation values were higher compared with several other high-producing countries, indicating that the publications were of high quality. The United States was second in number of outputs and value of centrality.

Distribution of Institutions

A total of 3488 institutions contributed to research in herbal medicine for pain reduction. The top 10 most productive and highest centrality institutions are shown in Table 2. Kyung Hee University (70, 2.3%) from South Korea was the most productive institution, followed by China Academy of Chinese Medical Science (54, 1.8%) and Shanghai University of Traditional Chinese Medicine (51, 1.7%). Half of the top 10 most publishing institutions were from China. China institutions ranked first in terms of the total publications, indicating that Chinese scientists have explored this field more compared with researchers from other countries.

International collaborations among the most productive institutions are shown in Figure 5. University of

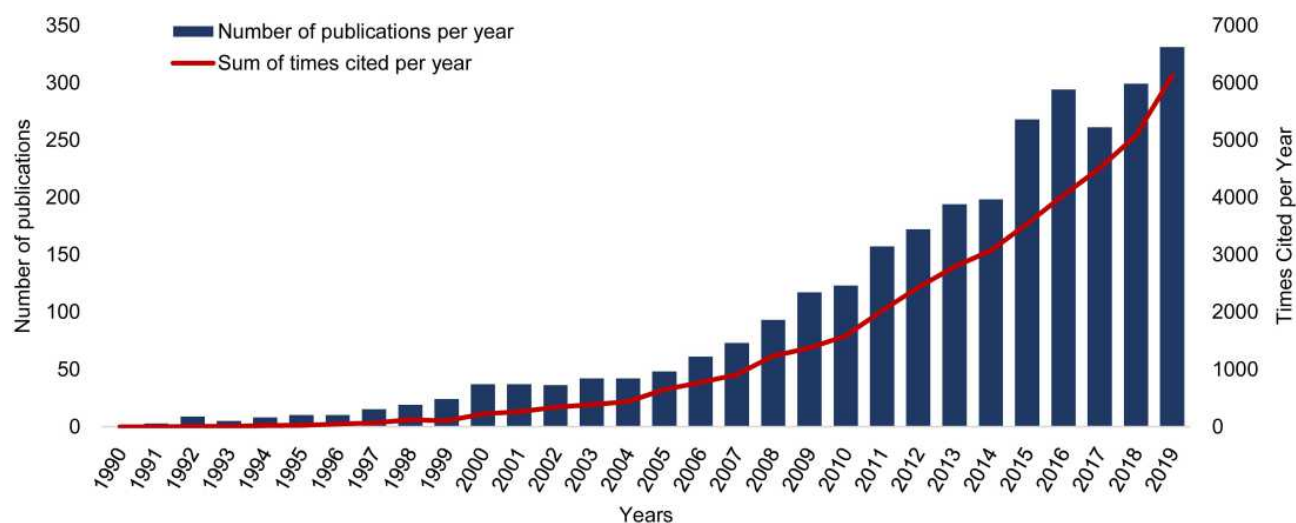


Figure 2 Number of total publications and citations by year.

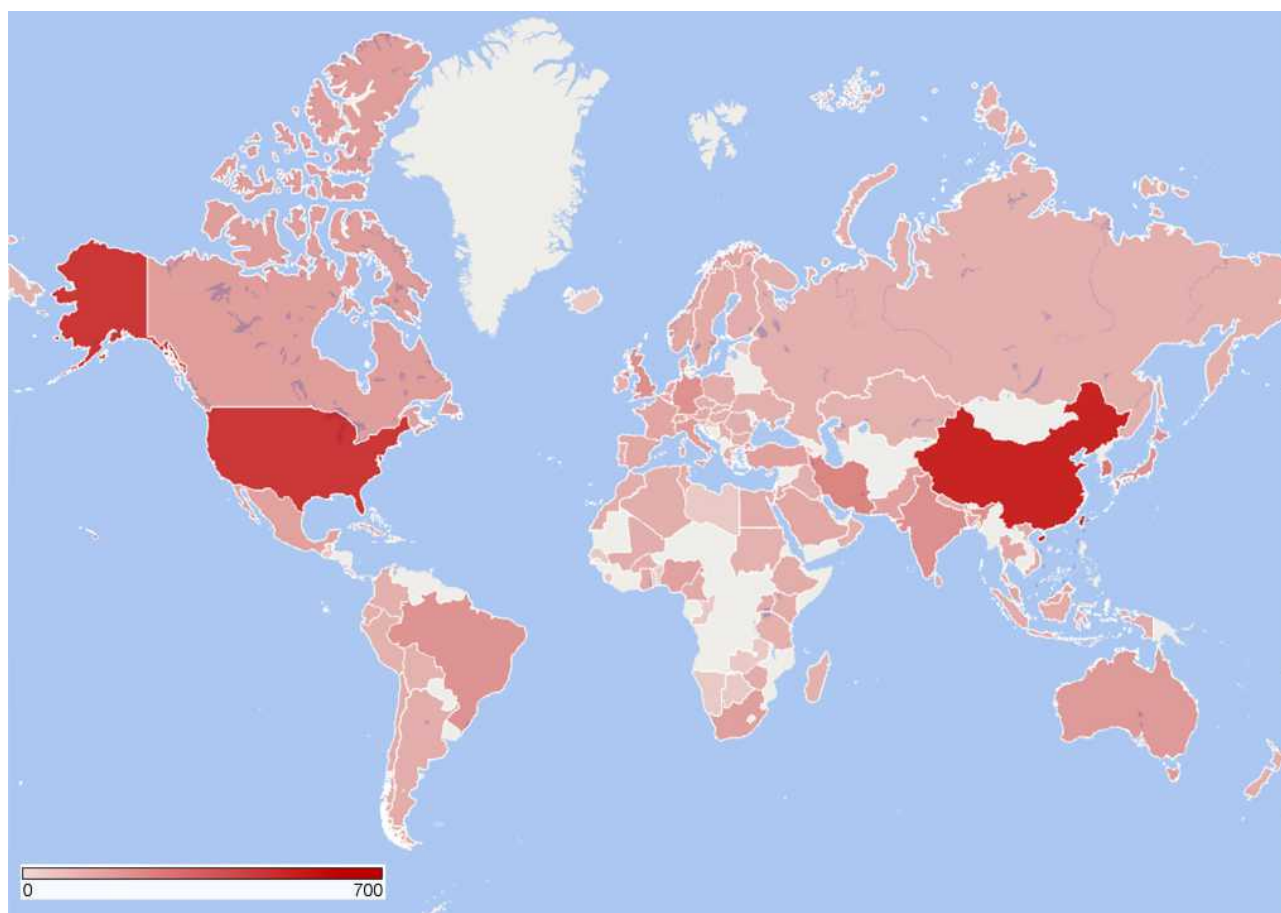


Figure 3 World map of countries/regions based on research on herbal medicine for pain.

Florida (0.56), University of Oulu (0.49) and Vanderbilt University (0.46) were the top three universities based on centrality. Notably, only one institution from the United States was among the top 10 most productive institutions. However, 6 out of top 10 most collaborative institutions were from the United States, indicating that United States institutions support collaboration in this field.

Performance of Authors

A total of 12,653 authors contributed to 2986 articles on herbal medicine for pain. The top 10 most productive and cited authors are presented in Table 3. Zhang Y was the most productive author, and contributed 24 articles, followed by Lee J (23), Lee JH (21) and Wang Y (21). However, the annual citation frequencies of the articles from these productive authors were not included. Sherman KJ (69) had the highest TLCS, indicating that he can be considered as the most important author in this field.

However, research by Vane JR (684) had the highest global influence.

Characteristics of Journals

Search results showed that research on herbal medicine for pain was published in 1011 journals. A dual-map overlay of journals that have published work related to herbal medicine for pain was generated by CiteSpace (Figure 6). Dual-map overlays were designed by Chen and Leydesdorff to explore patterns of scientific citation.²⁸ The distribution of the base map of citing journals is shown on the left, representing the main disciplines (knowledge carriers) of herbal medicine for pain, and can be regarded as the application field (Figure 6). The right of the dual-map is the base map of cited journals corresponding to the distribution of cited journals, which represents the main disciplines cited (knowledge sources) (Figure 6). These can be regarded as the research basis of herbal medicine for pain.

Literature on herbal medicine for pain research is mainly represented in three major regions (Figure 6). The

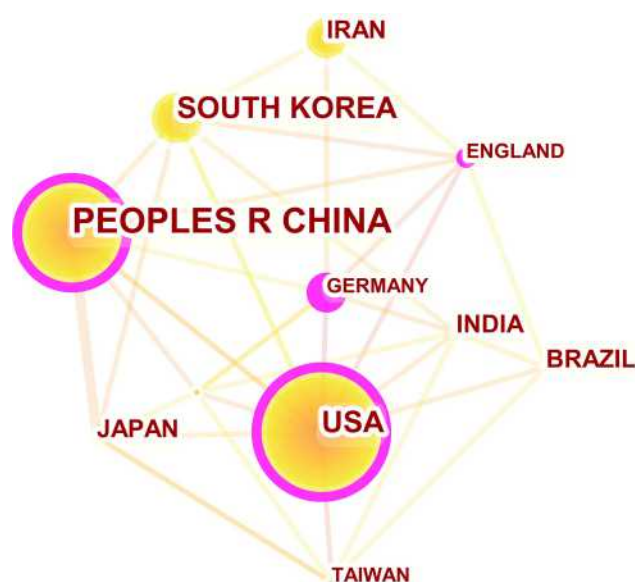


Figure 4 Collaboration network between countries/regions.

Notes: The size of the yellow circle represents the number of publications (the larger the circle, the more the publications). A bigger purple circle indicates a higher betweenness centrality. Thickness of the line between two nodes represents the strength of the collaboration.

three regions include, region in yellow at the edge of the upper part with the label of veterinary/animal/science; the region in orange with the label of molecular/biology/immunology and the region in green with the label of

Table 1 Top 10 Countries/Regions with the Highest Number of Publications, Citation Score, and Centrality

Ranking	Country/Region	TP	TLCS	TGCS	Centrality
1	People's R China	685	302	8007	0.14
2	USA	584	401	13,978	0.16
3	South Korea	260	97	3194	0.03
4	Iran	190	72	1796	0.01
5	India	131	42	1522	0.07
6	Germany	123	139	3623	0.34
7	Japan	121	159	2312	0.01
8	Brazil	121	74	1996	0.01
9	England	111	83	4080	0.14
10	Taiwan	95	29	1426	0.01

Notes: Blue, green, orange and pink cells indicate the top three countries in each column.

Abbreviations: TP, total publications; TLCS, total local citation score; TGCS, total global citation score.

medicine/medical/clinical. Major destination areas for citations with the biological origin include health/nursing/medicine, molecular/biology/genetics and environmental/toxicology/nutrition.

Top 10 most productive journals and research domains of each journal are listed in Table 4. A total of 296 articles were published in the *Journal of Ethnopharmacology* (IF 3.69), followed by *Evidence-Based Complementary and Alternative Medicine* (IF 1.813) with 117 articles and *Journal of Alternative and Complementary Medicine* (IF 2.256) with 84 articles. Analysis of Journal Citation Reports (JCR) from the WoS website showed that 7 of the top 10 journals were associated with the research domain of Integrative and Complementary Medicine and were the most active in areas for research on herbal medicine for pain.

Evolution of Research Areas

Evolution of research areas reveals the variation trends of various domains over time indicating the history and future of herbal medicine for pain research. Research areas in this study were defined by categories from the WoS website. Research on herbal medicine for pain has significantly advanced in the past 30 years and is currently broadly distributed in multiple research areas. Growth trends of the top 10 research areas are presented in Figure 7. The number of articles was very limited in every research area in the initial stage. Topics on General & Internal Medicine and Neurosciences Neurology were relatively prominent in the mid-1990s and show steady increase in number over the past two decades. However, Integrative and Complementary Medicine and Pharmacology & Pharmacy fields, which started in the mid-1990s, rapidly expanded at the end of the twentieth century and had an upsurge in the late 2000s. Over the past 20 years, the top two leading productive areas were occupied by Pharmacology & Pharmacy and Integrative and Complementary Medicine. At the beginning of the twenty-first century, the number of plant science publications began to increase, and declined slightly at the end of the 2000s, but has increased significantly in recent years. Research and Experimental Medicine area became obvious in the late 2000s and showed steady growth. Number of articles in Oncology and Health Care Sciences Services research has gradually increased. Chemistry and Biochemistry and Molecular Biology areas have significant increase in recent years, based on the number of published articles. However, they show slow growth rate in the number of articles in the past two decades.

Table 2 Top 10 Most Productive and Active Institutions

Ranking	Count	Institutions	Country	Centrality	Institutions	Country
1	70	Kyung Hee Univ	South Korea	0.56	Univ Florida	USA
2	54	China Acad Chinese Med Sci	China	0.49	Univ Oulu	Finland
3	51	Shanghai Univ Tradit Chinese Med	China	0.46	Vanderbilt Univ	USA
4	45	Korea Inst Oriental Med	South Korea	0.45	Univ Washington	USA
5	45	Univ Tehran Med Sci	Iran	0.45	Tech Univ Munich	Germany
6	39	Beijing Univ Chinese Med	China	0.44	Karolinska Inst	Sweden
7	39	China Med Univ	TAIWAN (China)	0.44	Kaiser Permanente Ctr Hlth Res	USA
8	37	Shahid Beheshti Univ Med Sci	Iran	0.32	Univ Milan	Italy
9	35	Chinese Acad Sci	China	0.30	Univ Vermont	USA
10	35	Univ Washington	USA	0.26	Washington Univ	USA

Abbreviations: Kyung Hee Univ, Kyung Hee University; China Acad Chinese Med Sci, China Academy of Chinese Medical Sciences; Shanghai Univ Tradit Chinese Med, Shanghai University of Traditional Chinese Medicine; Korea Inst Oriental Med, Korea Institute of Oriental Medicine; Univ Tehran Med Sci, Tehran University of Medical Sciences; Beijing Univ Chinese Med, Beijing University of Chinese Medicine; China Med Univ, China Medical University; Shahid Beheshti Univ Med Sci, Shahid Beheshti University of Medical Sciences; Chinese Acad Sci, Chinese Academy of Sciences; Univ Washington, University of Washington; Univ Florida, University of Florida; Univ Oulu, University of Oulu; Vanderbilt Univ, Vanderbilt University; Tech Univ Munich, Technical University of Munich; Karolinska Inst, Karolinska Institute; Kaiser Permanente Ctr Hlth Res, Kaiser Permanente Center for Health Research; Univ Milan, University of Milan; Univ Vermont, University of Vermont; Washington Univ, Washington University in St. Louis.

Intellectual Structure

Structural and temporal dynamics can be identified by most active topical areas and cited references.²⁹ A co-citation network of references representing the evolution of the topics between 1990 and 2019 is shown in [Figure 8](#).

History of research on herbal medicine for pain can be divided into three major phases of activities based on the overall structural and temporal dynamics of articles presented in [Figure 8](#), as follows:

- Phase I (1990–1999): the initial stage, during which research output on herbal medicine for pain increased slowly (as shown in [Figure 2](#)). The upper part of the network with links shown in purple, and corresponding co-citations made in the first 10 years of the period between 1990 and 2019 are shown in [Figure 8A](#). The entire network was divided into several clusters. Each cluster is a group of closely coupled documents, representing a distinct specialty or a thematic concentration in the field. The labels from the clustering are shown in [Figure 8B](#).
- Phase II (2000–2009): the stage of smooth growth, during which research output on herbal medicine for pain and citations increased at a steady rate. [Figure 8A](#) shows the central part of the network with links in orange,

which are co-citations mostly made in the next 10 years, that is, the period between 2000 and 2009.

- Phase III (2010–2019): [Figure 8A](#) shows the lower part of the network with co-citation links in yellow, which implies that these co-citations were made in the most recent 10 years, that is, between 2010 and 2019. The period of development during which herbal medicine for pain research output increased rapidly. Recent developments are represented by this part of the network.

Common keywords and the most cited articles are regularly used to show the most significant logical areas of interest inside a particular subject of exploration. The top 10 most cited articles for each phase are listed in [Table 5](#), which also shows the main research themes in each phase. The main information is summarized based on the bibliometric results from HistCite.

Phase I focused on the most cited references on the prevalence and patterns of use of herbal medicine^{33,36} ([Table 5](#)). The National Center for Complementary and Alternative Medicine (NCCAM) defines herbal medicine as an alternative, or complementary, prevention and treatment strategy.⁶⁰ A survey reported that 37% of 143 advanced cancer patients used complementary



Figure 5 Collaboration networks of the institutions.

medications, and 39.6% of 197 complementary medications purchased were herbs.³⁵ Moreover, assessments of prevalence and extent of use of herbal medicine were

conducted among patients with gastrointestinal disorders, chronic arthritis, cancer and congestive heart failure, where pain is a common comorbid condition.^{31,32,35,39}

Table 3 Top10 Most Productive and Cited Authors

Ranking	Record	Authors	TLCS	Author	TGCS	Author
1	24	Zhang Y	69	Sherman KJ	684	Vane JR
2	23	Lee J	60	Lao LX	655	Ahmad AMA
3	21	Lee JH	54	Cherkin DC	655	Browall M
4	21	Wang Y	50	Berman B	655	Bruyns I
5	20	Ha IH	40	Handwerger B	655	Fernandez-Ortega P
6	19	Lee MS	40	Zhang GG	655	Gudmundsdottir G
7	18	Kamalinejad M	36	Molsberger A	655	Hummerston S
8	18	Li J	35	Bausell B	655	Kearney N
9	17	Van Staden J	35	Hogeboom CJ	655	Madsen E
10	16	Kim MR	33	Maier C	655	Magri M

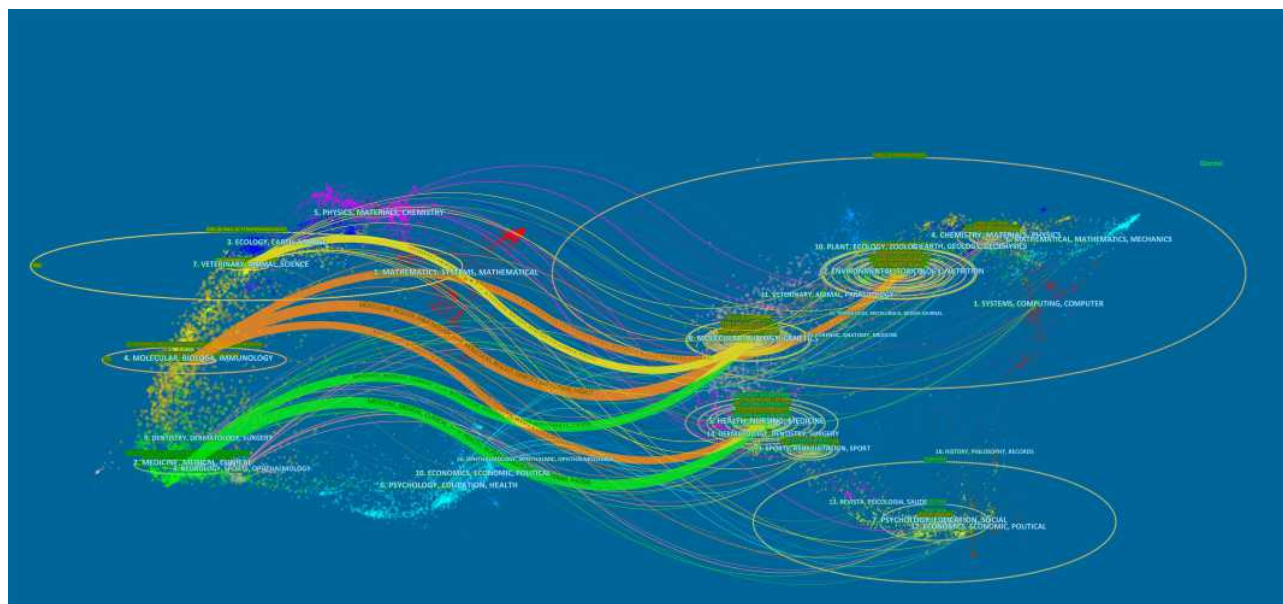


Figure 6 Dual-map overlay of journals related to studies on herbal medicine for pain.

Another major research theme in phase I was analgesic effect and mechanism of herbal medicine.³⁸ A study revealed that the anti-inflammatory and analgesic

constituents from the roots of *Angelica pubescens* were related to peripheral inhibition of inflammatory substances and to the influence on the central nervous system.³⁰ Wei

Table 4 Top 10 Most Productive Journals and Research Domain of Each Journal

Rank	Source Titles	Records	TLCS	TGCS	Country	IF 2019*	Research Domain
1	<i>Journal of Ethnopharmacology</i>	296	281	7407	Ireland	3.69	Plant Sciences, Pharmacology and Pharmacy, Integrative and Complementary Medicine
2	<i>Evidence-Based Complementary and Alternative Medicine</i>	117	17	1051	England	1.813	Integrative and Complementary Medicine
3	<i>Journal of Alternative and Complementary Medicine</i>	84	110	1463	USA	2.256	Integrative and Complementary Medicine
4	<i>BMC Complementary and Alternative Medicine</i>	72	0	1098	England	2.833	Integrative and Complementary Medicine
5	<i>Trials</i>	49	0	282	England	1.883	Research and Experimental Medicine
6	<i>Complementary Therapies in Medicine</i>	47	86	809	Scotland	2.063	Integrative and Complementary Medicine
7	<i>Pharmaceutical Biology</i>	34	16	402	England	2.971	Plant Sciences, Medical Laboratory Technology, Pharmacology and Pharmacy
8	<i>Phytotherapy Research</i>	34	24	936	USA	4.087	Pharmacology and Pharmacy
9	<i>Phytomedicine</i>	33	23	536	Germany	4.268	Plant Sciences, Pharmacology and Pharmacy, Integrative and Complementary Medicine
10	<i>American Journal of Chinese Medicine</i>	28	35	513	Singapore	3.682	Integrative and Complementary Medicine, General and Internal Medicine

Note: *Data from the 2019 edition of Journal Citation Reports.

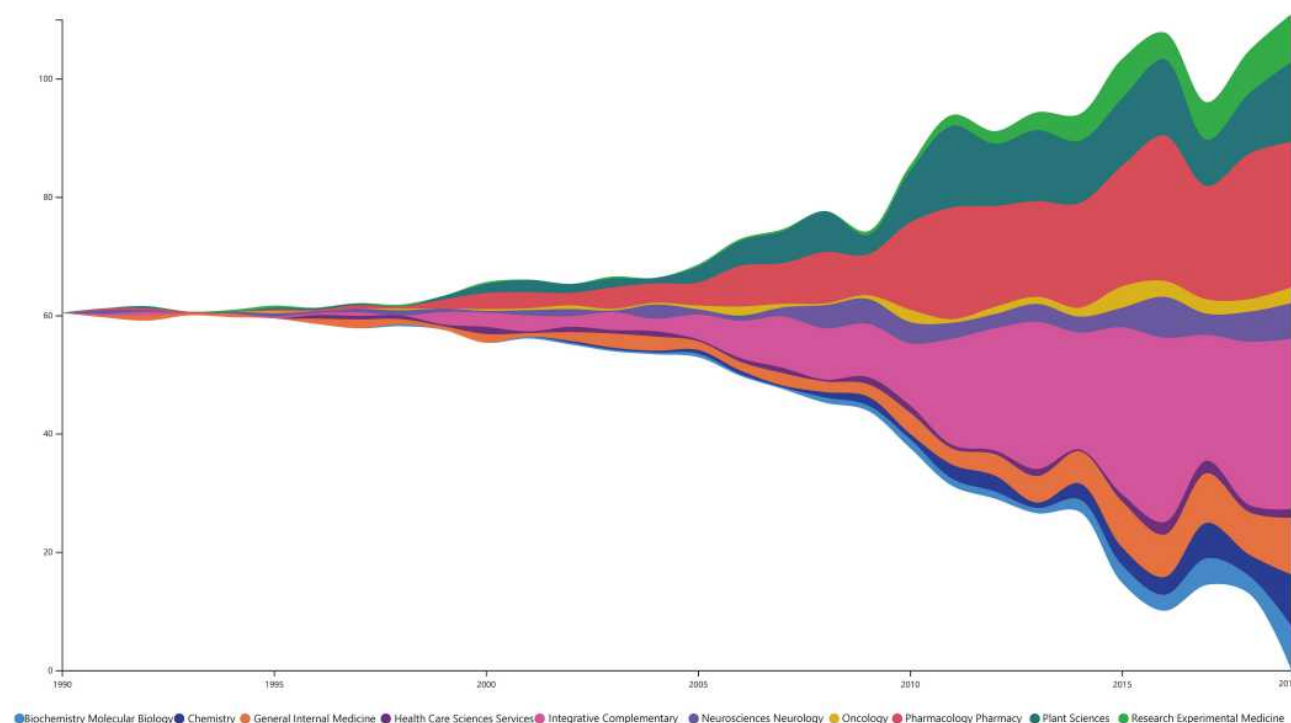


Figure 7 Steam graph of the top 10 research areas.

et al conducted a study to evaluate the effects of herbal medicine extracts of Duhuo (*Radix Angelicae Pubescentis*), Bai Jiang cao (*Patriniae Herba cum Radice*), Yan hu suo (*Rhizoma Corydalis*) and Sanqui (*Panax Notoginseng*) on a rat model of inflammatory hyperalgesia. The results supported that some herbal

agents may provide an alternative approach to the treatment of persistent inflammatory pain and hyperalgesia.³⁷ Vaz's study suggested that, despite that the mechanisms underlying the antinociception caused by extract of herbal medicine Catuama were still not completely understood, the herbal medicine Catuama may constitute a useful

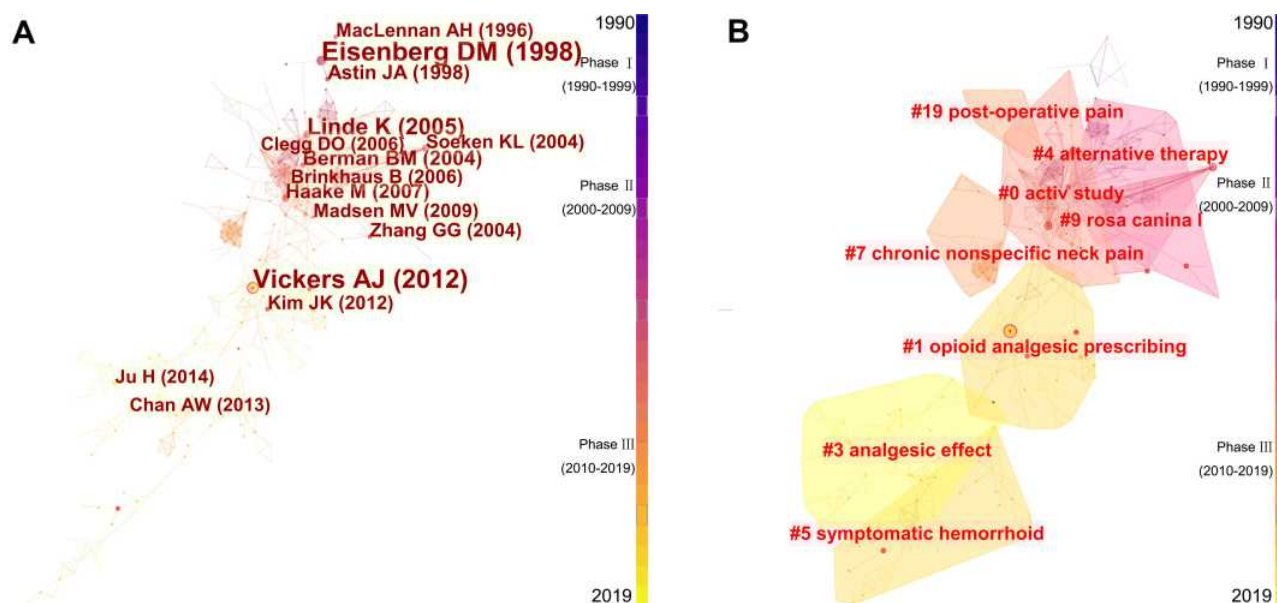


Figure 8 Characteristics of intellectual structure. (A) A network of co-cited references about research on herbal medicine for pain. (B) Cluster view of co-cited references from publications between 1990 and 2019.

Table 5 The 10 Most Cited References in Each Phase

First author	Year	Title	Journal
Phase I (1990–1999)			
Chen ³⁰	1995	Anti-inflammatory and analgesic activities from roots of <i>Angelica pubescens</i>	<i>Planta Medica</i>
Heinrich ³¹	1992	Indigenous phytotherapy of gastrointestinal disorders in a lowland Mixe community (Oaxaca, Mexico): ethnopharmacologic evaluation	<i>Journal of Ethnopharmacology</i>
Mills ³²	1996	Effect of a proprietary herbal medicine on the relief of chronic arthritic pain: a double-blind study	<i>British Journal of Rheumatology</i>
Elder ³³	1997	Use of alternative health care by family practice patients	<i>Archives of Family Medicine</i>
Vaz ³⁴	1997	Analgesic effect of the herbal medicine Catuama in thermal and chemical models of nociception in mice	<i>Phytotherapy Research</i>
Oneschuk ³⁵	1998	The use of complementary medications by cancer patients attending an outpatient pain and symptom clinic	<i>Journal of Palliative Care</i>
Gordon ³⁶	1998	Use of and interest in alternative therapies among adult primary care clinicians and adult members in a large health maintenance organization	<i>Western Journal of Medicine</i>
Wei ³⁷	1999	Effects of four herbal extracts on adjuvant-induced inflammation and hyperalgesia in rats	<i>Journal of Alternative and Complementary Medicine</i>
Mogil ³⁸	1998	Ginsenoside Rf, a trace component of ginseng root, produces antinociception in mice	<i>Brain Research</i>
Ackman ³⁹	1999	Use of nonprescription medications by patients with congestive heart failure	<i>Annals of Pharmacotherapy</i>
Phase II (2000–2009)			
Zhang ⁴⁰	2004	The variability of TCM pattern diagnosis and herbal prescription on rheumatoid arthritis patients	<i>Alternative Therapies in Health and Medicine</i>
Chrubasik ⁴¹	2000	Treatment of low back pain exacerbations with willow bark extract: a randomized double-blind study	<i>American Journal of Medicine</i>
Bliddal ⁴²	2000	A randomized, placebo-controlled, cross-over study of ginger extracts and ibuprofen in osteoarthritis	<i>Osteoarthritis and Cartilage</i>
Zhang ⁴³	2005	Variability in the Traditional Chinese Medicine (TCM) diagnoses and herbal prescriptions provided by three TCM practitioners for 40 patients with rheumatoid arthritis	<i>Journal of Alternative and Complementary Medicine</i>
Xu ⁴⁴	2006	Pain-relieving effects of processed Aconiti tuber in CCI-neuropathic rats	<i>Journal of Ethnopharmacology</i>
Bensoussan ⁴⁵	2000	Risks associated with the practice of traditional Chinese medicine - an Australian study	<i>Archives of Family Medicine</i>
Michalsen ⁴⁶	2003	Effectiveness of leech therapy in osteoarthritis of the knee - a randomized, controlled trial	<i>Annals of Internal Medicine</i>
Hinoshita ⁴⁷	2003	Effect of orally administered Shao-Yao-Gan-Cao-Tang (Shakuyaku-kanzo-to) on muscle cramps in maintenance hemodialysis patients: A preliminary study	<i>American Journal of Chinese Medicine</i>
Molassiotis ⁴⁸	2005	Use of complementary and alternative medicine in cancer patients: a European survey	<i>Annals of Oncology</i>
Walker ⁴⁹	2008	Antinociceptive activity of <i>Mirabilis jalapa</i> in mice	<i>Journal of Ethnopharmacology</i>
Phase III (2010–2019)			
Park JJ ⁵⁰	2010	Integrative package for low back pain with leg pain in Korea: a prospective cohort study	<i>Complementary Therapies in Medicine</i>

(Continued)

Table 5 (Continued).

First author	Year	Title	Journal
Kanodia ⁵¹	2010	Perceived benefit of complementary and alternative medicine (CAM) for back pain: a national survey	<i>Journal of the American Board of Family Medicine</i>
Ishola ⁵²	2011	Analgesic and anti-inflammatory activities of <i>Cnestis ferruginea</i> Vahl ex DC (Connaraceae) methanolic root extract	<i>Journal of Ethnopharmacology</i>
Park ⁵³	2013	A prospective, randomized, double-blind, multicenter comparative study on the safety and efficacy of Celecoxib and GCSB-5, dried extracts of six herbs, for the treatment of osteoarthritis of knee joint	<i>Journal of Ethnopharmacology</i>
Xu ⁵⁴	2012	Role of puerarin in the signalling of neuropathic pain mediated by P2X(3) receptor of dorsal root ganglion neurons	<i>Brain Research Bulletin</i>
Rodrigues ⁵⁵	2012	Antinociceptive and anti-inflammatory potential of extract and isolated compounds from the leaves of <i>Salvia officinalis</i> in mice	<i>Journal of Ethnopharmacology</i>
Gao ⁵⁶	2013	Analgesic effect of sinomenine in rodents after inflammation and nerve injury	<i>European Journal of Pharmacology</i>
Li ⁵⁷	2011	Analgesic effect and mechanism of the three TCM-herbal drug-combination Tou Feng Yu Pill on treatment of migraine	<i>Phytomedicine</i>
Chopra ⁵⁸	2013	Ayurvedic medicine offers a good alternative to glucosamine and celecoxib in the treatment of symptomatic knee osteoarthritis: a randomized, double-blind, controlled equivalence drug trial	<i>Rheumatology</i>
Xu ⁵⁹	2013	Pharmacokinetic comparisons of two different combinations of Shaoyao-Gancao Decoction in rats: competing mechanisms between paeoniflorin and glycyrrhetic acid	<i>Journal of Ethnopharmacology</i>

therapeutic agent for the treatment of clinical pain.³⁴ These findings indicated that herbal medicine was regarded as a complementary and alternative medicine for pain and appeared to be gaining popularity among patients with pain in the early stage of research.

Studies in Phase II were a continuation and extension of phase I research. For example, a survey conducted by Molassiotis et al explored the use of complementary and alternative medicine (CAM) in 956 cancer patients from 14 European countries.⁴⁸ Data results suggested that CAM was popular among cancer patients with 35.9% using some form of CAM, and herbal medicines and remedies were the most commonly used therapies. In addition, clinical research was another major research focus in Phase II. Chrubasik et al conducted a study to evaluate the effectiveness of Willow (*Salix*) bark extract for the treatment of low back pain. Clinical data from their research suggested that Willow bark extract may be a useful and safe treatment for low back pain.⁴¹ Similar studies were conducted to examine the effect of ginger extract on patients with chronic pain due to osteoarthritis and to evaluate the

effectiveness of leech therapy for symptomatic relief of osteoarthritis of the knee.^{42,46} Another preliminary study revealed that the traditional herbal medicine, Shao-yao-gan-cao-tang, could prevent frequent and unendurable muscle cramps in patients undergoing hemodialysis. These studies demonstrated that scholars are placing significant attention on the clinical evidence of herbal medicine.

Analysis of the third stage (2010–2019) showed significant increase in the number of articles published. Therefore, the research topic was summarized based on the top 10 most cited publications in this stage. In Phase III, scholars became increasingly concerned about analgesic effect and mechanism of herbal medicine, particularly traditional medicine. *Cnestis ferruginea* is a shrub widely used in traditional African Medicine (TAM) for the treatment of various painful and inflammatory conditions. An experimental result showed that *Cnestis ferruginea* exerts its analgesic effect possibly mediated through peripheral and central mechanisms involving inhibition of release and actions of vasoactive substances and prostaglandins.⁵²

Salvia officinalis L. has been used as a traditional herbal medicine for gastric disturbances and inflammatory processes. An experiment reported that carnosol and ursolic acid/oleanolic acid contained in *Salvia officinalis* appears to contribute to the antinociceptive property of the extract, possibly through a modulatory influence on TRPA1-receptors.⁵⁵ The studies were also carried out in a traditional Chinese herbal medicine, Ge-gen and *Sinomenium acutum*, and well-known traditional Chinese medicine prescriptions, Shaoyao-Gancao Decoction (SGD) and Tou Feng Yu pill (TFY).^{54,56,57,59} These findings provided additional pharmacological information and contributed to the further study. On the other hand, clinical evidence of herbal medicine for pain attained more attention. Two randomized controlled trials (RCT) were conducted to demonstrate clinical equivalence between herbal medicine and celecoxib (NSAID) for the treatment of knee osteoarthritis. The results of these studies supported that herbal formulations (especially GCSB-5 and SGCG) significantly reduced knee pain, and were comparable to Celecoxib in terms of the efficacy and safety for the treatment of osteoarthritis of knee joint.^{53,58} Moreover, a prospective cohort study involving patients with low back and leg pain was carried out in Korea. After 24 weeks of integrative therapy (including herbal medicines), patients reported improvements in all outcome measures.⁵¹

Hotspots and Research Frontiers

Burst patterns of keywords, that is, indexing terms, may reveal hotspots within a certain field in a certain period. The research fronts of the domain in each period can be detected through analysis of keywords with high burst rates. A stronger burst rate shows higher attention to the research topic and can effectively represent the research frontier in this period. The top 40 keywords with citation bursts are presented in Figure 9.

Based on the meaning of the items, 40 keywords with citation bursts were classified into four categories. “Alternative medicine” was the major keyword with high strength in citation burst in phase I (1990–1999) period (Figure 9). At the initial stage, the number of academic publications on herbal medicine for pain was rather scant and herbal medicine was recognized as the most common form of alternative medicine from its inception. Phase II (2000–2009) was an extension of phase I research and the most important keyword was “Asteraceae” belonging to the medicine category. Phase III (2010–2019) was a period of research domain transition from an embryonic stage to

a fast-growing stage and varied widely in terms of keywords. Researchers originally focused on the mechanisms of action (such as “anti-inflammatory” and “antinociceptive”); however, keywords of pain-related diseases and disorders affecting high-attention have been considered since 2013. Keywords such as “knee osteoarthritis”, “cancer”, and “low back pain” are current citation bursts, indicating that they are research frontier diseases. Moreover, some keywords associated with the research on mechanisms of action, such as “inflammation”, “anti-oxidant” and “cytokine”, remain at the forefront of the herbal medicine for pain.

Conclusion

Substantial efforts have been invested in the search for alternative pain medications in the past few years. Research in the field of herbal medicine for pain has increased exponentially in the last decade; however, few bibliometric studies have been performed. This study sought to assess the global research trends of herbal medicine for pain from 1990 to 2019, using bibliometric methods. The findings of this study can be summarized as follows:

- China has the highest output, whereas publications from the United States are of the highest quality. China–Japan show the most active collaborations.
- Kyung Hee University from South Korea is the most productive institution. The total number of publications from Chinese institutions ranks first, whereas the United States institutions attach great importance to cooperation in this field.
- Zhang Y is the most productive author, whereas Sherman KJ and Vane JR have the greatest influence in the field.
- The most productive and cited source is the *Journal of Ethnopharmacology*, whereas Integrative and Complementary Medicine is the most active research area.
- Integrative and Complementary Medicine and Pharmacology Pharmacy are the two most broadly distributed areas in papers published in this particular field in recent 20 years. Plant Sciences, Chemistry, and Biochemistry Molecular Biology have shown a very high growth rate in recent years.
- The history of herbal medicine for pain research can be divided into three phases. In Phase I (1990–1999), the

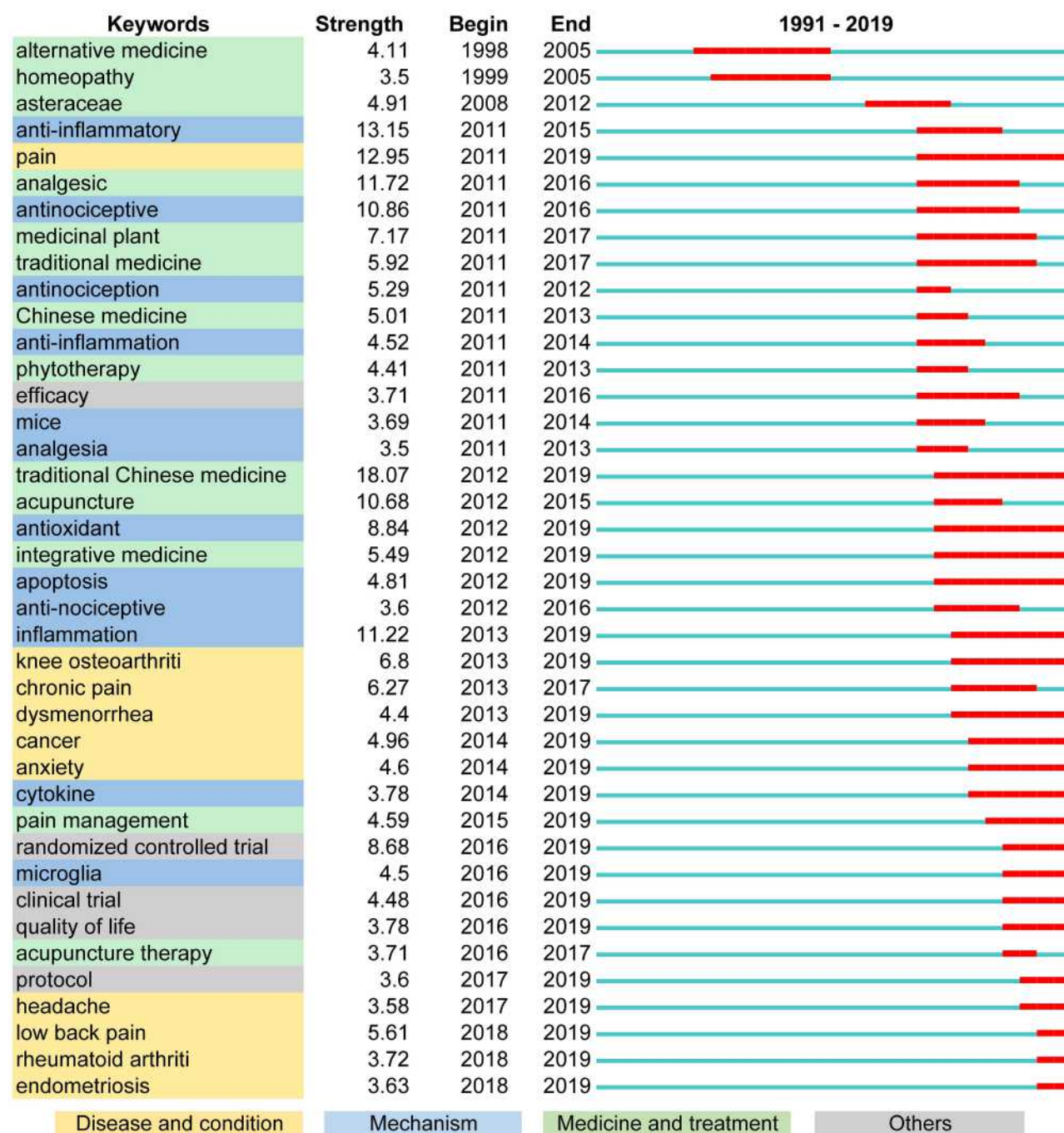


Figure 9 Top 40 keywords with citation bursts related to herbal medicine for pain from 1990 to 2019.

Notes: Time intervals are present as blue lines and the periods representing the burst keyword category are presented in red lines, indicating the beginning and end of the time interval of each burst.

publications focused mainly on prevalence and patterns of use of herbal medicine, whereas in Phase II (2000–2009), researchers paid significant attention to clinical evidence of herbal medicine for pain. In Phase III (2010–2019), there is a growing interest in analgesic effect and mechanism of herbal medicine. Clinical

research on herbal medicine for pain remains one of the most vibrant areas of investigation within the field.

- Keywords such as “knee osteoarthritis”, “cancer”, and “low back pain” are current citation bursts, indicating that they are research frontier diseases. Moreover, some keywords associated with the

research on mechanisms of action, such as “inflammation”, “antioxidant” and “cytokine”, remain at the forefront of the herbal medicine for pain.

In this paper, we aimed to assess the global research trends of herbal medicine for pain from 1990 to 2019, using bibliometric methods, and explored international collaborations, intellectual structure, evolution of active topics, emerging trends, and research frontiers. This paper lays a framework for future development of research on herbal medicine for pain. This information will help researchers explore new directions for future research and identify new perspectives on potential collaborations in this field. In addition, these findings have implications for policymakers and funding agencies.

Disclosure

Authors declare no conflicts of interest in this work.

References

- Centers for Disease Control and Prevention. *Wide-Ranging Online Data for Epidemiologic Research (WONDER)*. Atlanta: US Department of Health and Human Services; 2017.
- Committee IPRC. National pain strategy report: a comprehensive population health-level strategy for pain; 2016. Available from: <https://www.iprcc.nih.gov/national-pain-strategy-overview/national-pain-strategy-report>. Accessed December 12, 2020.
- Dahlhamer J, Lucas J, Zelaya C, et al. Prevalence of chronic pain and high-impact chronic pain among adults—United States, 2016. *Morbidity Mortal Wkly Rep*. 2018;67(36):1001. doi:10.15585/mmwr.mm6736a2
- Gureje O, Von Korff M, Simon GE, Gater R. Persistent pain and well-being: a World Health Organization study in primary care. *JAMA*. 1998;280(2):147–151. doi:10.1001/jama.280.2.147
- Gaskin DJ, Richard P. The economic costs of pain in the United States. *J Pain*. 2012;13(8):715–724. doi:10.1016/j.jpain.2012.03.009
- Health UDo, Services H. *Pain Management Best Practices Inter-Agency Task Force Report: Updates, Gaps, Inconsistencies, and Recommendations*. Washington, DC: US Department of Health and Human Services; 2019.
- Chou R. Five things to know when a psychiatric patient is prescribed opioids for pain. *JAMA Psychiatry*. 2020.
- Centers for Disease C, Prevention. Vital signs: overdoses of prescription opioid pain relievers—United States, 1999–2008. *MMWR*. 2011;60(43):1487–1492.
- Hedegaard H, Miniño AM, Warner M. Drug overdose deaths in the United States, 1999–2018. *NCHS Data Brief*. 2020;(356):1–8.
- Institute of Medicine Committee on Advancing Pain Research C, Education. The national academies collection: reports funded by National Institutes of Health. In: *Relieving Pain in America: A Blueprint for Transforming Prevention, Care, Education, and Research*. Washington (DC):National Academies Press (US); 2021.
- Wirth JH, Hudgins JC, Paice JA. Use of herbal therapies to relieve pain: a review of efficacy and adverse effects. *Pain Manag Nurs*. 2005;6(4):145–167. doi:10.1016/j.pmn.2005.08.003
- Arai Y-C, Makino I, Ikemoto T, et al. Kampo for the treatment of pain in Japan: a review. *Pain Ther*. 2020;9(1):161–170. doi:10.1007/s40122-020-00160-w
- Uritu CM, Mihai CT, Stanciu G-D, et al. Medicinal plants of the family Lamiaceae in pain therapy: a review. *Pain Res Manage*. 2018;2018:7801543. doi:10.1155/2018/7801543
- Luo Y, Wang C-Z, Sawadogo R, Tan T, Yuan C-S. Effects of herbal medicines on pain management. *Am J Chin Med*. 2020;48(01):1–16. doi:10.1142/S0192415X20500019
- Forouzanfar F, Hosseinzadeh H. Medicinal herbs in the treatment of neuropathic pain: a review. *Iran J Basic Med Sci*. 2018;21(4):347–358. doi:10.22038/IJBMS.2018.24026.6021
- Di Pierro F, Settembre R. Safety and efficacy of an add-on therapy with curcumin phytosome and piperine and/or lipoic acid in subjects with a diagnosis of peripheral neuropathy treated with dexibuprofen. *J Pain Res*. 2013;6:497–503. doi:10.2147/JPR.S48432
- Shen J, Luo X, Zhou X, et al. Xiaozhi decoction reduced posthemorrhoidectomy pain and analgesic medication consumption: a prospective study. *J Pain Res*. 2017;10:197. doi:10.2147/JPR.S128500
- Demsie DG, Yimer EM, Berhe AH, Altaye BM, Berhe DF. Antinociceptive and anti-inflammatory activities of crude root extract and solvent fractions of *Cucumis ficifolius* in mice model. *J Pain Res*. 2019;12:1399. doi:10.2147/JPR.S193029
- Priebe A, Hunke M, Tonello R, et al. Ferulic acid dimer as a non-opioid therapeutic for acute pain. *J Pain Res*. 2018;11:1075. doi:10.2147/JPR.S161161
- Chen C, Hu Z, Liu S, Tseng H. Emerging trends in regenerative medicine: a scientometric analysis in CiteSpace. *Expert Opin Biol Ther*. 2012;12(5):593–608. doi:10.1517/14712598.2012.674507
- Chen C. Searching for intellectual turning points: progressive knowledge domain visualization. *Proc Natl Acad Sci U S A*. 2004;101(Suppl 1):5303–5310. doi:10.1073/pnas.0307513100
- Chen C. CiteSpace II: detecting and visualizing emerging trends and transient patterns in scientific literature. *J Am Soc Info Sci Technol*. 2006;57(3):359–377. doi:10.1002/asi.20317
- Chen C, Ibekwe-SanJuan F, Hou J. The structure and dynamics of cocitation clusters: a multiple-perspective cocitation analysis. *J Am Soc Info Sci Technol*. 2010;61(7):1386–1409. doi:10.1002/asi.21309
- Garfield E, Pudovkin AI, Istomin VS. Why do we need algorithmic historiography? *J Am Soc Info Sci Technol*. 2003;54(5):400–412. doi:10.1002/asi.10226
- Garfield E. From the science of science to Scientometrics visualizing the history of science with HistCite software. *J Informetr*. 2009;3(3):173–179. doi:10.1016/j.joi.2009.03.009
- Garfield E, Sher IH, Torpie RJ. The use of citation data in writing the history of science. *Inst Sci Info Inc*. 1964.
- Chen C, Leydesdorff L. Patterns of connections and movements in dualmap overlays: a new method of publication portfolio analysis. *J Assoc Info Sci Technol*. 2014;65(2):334–351. doi:10.1002/asi.22968
- Chen C, Dubin R, Kim MC. Emerging trends and new developments in regenerative medicine: a scientometric update (2000 – 2014). *Expert Opin Biol Ther*. 2014;14(9):1295–1317. doi:10.1517/14712598.2014.920813
- Chen YF, Tsai HY, Wu TS. Anti-inflammatory and analgesic activities from roots of *Angelica pubescens*. *Planta Med*. 1995;61(1):2–8. doi:10.1055/s-2006-957987
- Heinrich M, Rimpler H, Barrera NA. Indigenous phytotherapy of gastrointestinal disorders in a lowland Mixe community (Oaxaca, Mexico): ethnopharmacologic evaluation. *J Ethnopharmacol*. 1992;36(1):63–80. doi:10.1016/0378-8741(92)90062-V
- Mills SY, Jacoby RK, Chacksfield M, Willoughby M. Effect of a proprietary herbal medicine on the relief of chronic arthritic pain: a double-blind study. *Br J Rheumatol*. 1996;35(9):874–878. doi:10.1093/rheumatology/35.9.874
- Elder NC, Gillerist A, Minz R. Use of alternative health care by family practice patients. *Arch Fam Med*. 1997;6(2):181–184. doi:10.1001/archfami.6.2.181

34. Vaz ZR, Mata LV, Calixto JB. Analgesic effect of the herbal medicine catuama in thermal and chemical models of nociception in mice. *Phytotherapy Res.* 1997;11(2):101–106. doi:10.1002/(SICI)1099-1573(199703)11:2<101::AID-PTR28>3.0.CO;2-U
35. Oneschuk D, Fennell L, Hanson J, Bruera E. The use of complementary medications by cancer patients attending an outpatient pain and symptom clinic. *J Palliat Care.* 1998;14(4):21–26. doi:10.1177/082585979801400404
36. Gordon NP, Sobel DS, Tarazona EZ. Use of and interest in alternative therapies among adult primary care clinicians and adult members in a large health maintenance organization. *West J Med.* 1998;169(3):153–161.
37. Wei F, Zou S, Young A, Dubner R, Ren K. Effects of four herbal extracts on adjuvant-induced inflammation and hyperalgesia in rats. *J Altern Complement Med.* 1999;5(5):429–436. doi:10.1089/acm.1999.5.429
38. Mogil JS, Shin YH, McCleskey EW, Kim SC, Nah SY. Ginsenoside Rf, a trace component of ginseng root, produces antinociception in mice. *Brain Res.* 1998;792(2):218–228. doi:10.1016/S0006-8993(98)00133-4
39. Ackman ML, Campbell JB, Buzak KA, et al. Use of nonprescription medications by patients with congestive heart failure. *Ann Pharmacother.* 1999;33(6):674–679. doi:10.1345/aph.18283
40. Zhang GG, Lao L, Bausell B, et al. The variability of TCM pattern diagnosis and herbal prescription on rheumatoid arthritis patients. *Altern Ther Health Med.* 2004;10(1).
41. Chrubasik S, Eisenberg E, Balan E, et al. Treatment of low back pain exacerbations with willow bark extract: a randomized double-blind study. *Am J Med.* 2000;109(1):9–14. doi:10.1016/S0002-9343(00)00442-3
42. Bliddal H, Rosetzky A, Schlichting P, et al. A randomized, placebo-controlled, cross-over study of ginger extracts and ibuprofen in osteoarthritis. *Osteoarthritis Cartilage.* 2000;8(1):9–12. doi:10.1053/joca.1999.0264
43. Zhang GG, Lee W, Bausell B, et al. Variability in the traditional Chinese medicine (TCM) diagnoses and herbal prescriptions provided by three TCM practitioners for 40 patients with rheumatoid arthritis. *J Altern Complement Med.* 2005;11(3):415–421. doi:10.1089/acm.2005.11.415
44. Xu H, Arita H, Hayashida M, et al. Pain-relieving effects of processed Aconiti tuber in CCI-neuropathic rats. *J Ethnopharmacol.* 2006;103(3):392–397. doi:10.1016/j.jep.2005.08.050
45. Bensoussan A, Myers SP, Carlton AL. Risks associated with the practice of traditional Chinese medicine: an Australian study. *Arch Fam Med.* 2000;9(10):1071–1078. doi:10.1001/archfam.9.10.1071
46. Michalsen A, Klotz S, Lütke R, et al. Effectiveness of leech therapy in osteoarthritis of the knee: a randomized, controlled trial. *Ann Intern Med.* 2003;139(9):724–730. doi:10.7326/0003-4819-139-9-200311040-00006
47. Hinoshita F, Ogura Y, Suzuki Y, et al. Effect of orally administered shao-yao-gan-cai-tang (Shakuyaku-kanzo-to) on muscle cramps in maintenance hemodialysis patients: a preliminary study. *Am J Chin Med.* 2003;31(3):445–453. doi:10.1142/S0192415X03001144
48. Molassiotis A, Fernández-Ortega P, Pud D, et al. Use of complementary and alternative medicine in cancer patients: a European survey. *Ann Oncol.* 2005;16(4):655–663. doi:10.1093/annonc/mdi110
49. Walker CI, Trevisan G, Rossato MF, et al. Antinociceptive activity of *Mirabilis jalapa* in mice. *J Ethnopharmacol.* 2008;120(2):169–175. doi:10.1016/j.jep.2008.08.002
50. Park JJ, Shin J, Choi Y, et al. Integrative package for low back pain with leg pain in Korea: a prospective cohort study. *Complement Ther Med.* 2010;18(2):78–86. doi:10.1016/j.ctim.2010.02.003
51. Kanodia AK, Legedza AT, Davis RB, Eisenberg DM, Phillips RS. Perceived benefit of Complementary and Alternative Medicine (CAM) for back pain: a national survey. *JABFM.* 2010;23(3):354–362. doi:10.3122/jabfm.2010.03.080252
52. Ishola IO, Akindele AJ, Adeyemi OO. Analgesic and anti-inflammatory activities of *Cnestis ferruginea* Vahl ex DC (Connaraaceae) methanolic root extract. *J Ethnopharmacol.* 2011;135(1):55–62. doi:10.1016/j.jep.2011.02.024
53. Park YG, Ha CW, Han CD, et al. A prospective, randomized, double-blind, multicenter comparative study on the safety and efficacy of Celecoxib and GCSB-5, dried extracts of six herbs, for the treatment of osteoarthritis of knee joint. *J Ethnopharmacol.* 2013;149(3):816–824. doi:10.1016/j.jep.2013.08.008
54. Xu C, Xu W, Xu H, et al. Role of puerarin in the signalling of neuropathic pain mediated by P2X3 receptor of dorsal root ganglion neurons. *Brain Res Bull.* 2012;87(1):37–43. doi:10.1016/j.brainresbull.2011.10.007
55. Rodrigues MR, Kanazawa LK, Das Neves TL, et al. Antinociceptive and anti-inflammatory potential of extract and isolated compounds from the leaves of *Salvia officinalis* in mice. *J Ethnopharmacol.* 2012;139(2):519–526. doi:10.1016/j.jep.2011.11.042
56. Gao T, Hao J, Wiesenfeld-Hallin Z, Wang DQ, Xu XJ. Analgesic effect of sinomenine in rodents after inflammation and nerve injury. *Eur J Pharmacol.* 2013;721(1–3):5–11. doi:10.1016/j.ejphar.2013.09.062
57. Li JC, Shen XF, Meng XL, Zhang Y, Lai XR. Analgesic effect and mechanism of the three TCM-herbal drug-combination Tou Feng Yu pill on treatment of migraine. *Phytomedicine.* 2011;18(8–9):788–794. doi:10.1016/j.phymed.2011.01.008
58. Chopra A, Saluja M, Tillu G, et al. Ayurvedic medicine offers a good alternative to glucosamine and celecoxib in the treatment of symptomatic knee osteoarthritis: a randomized, double-blind, controlled equivalence drug trial. *Rheumatology (Oxford, England).* 2013;52(8):1408–1417. doi:10.1093/rheumatology/kes414
59. Xu CH, Wang P, Wang Y, et al. Pharmacokinetic comparisons of two different combinations of Shaoyao-Gancao Decoction in rats: competing mechanisms between paeoniflorin and glycyrrhetic acid. *J Ethnopharmacol.* 2013;149(2):443–452. doi:10.1016/j.jep.2013.06.049
60. Medicine NCfCa. What is Complementary and Alternative Medicine (CAM); 2002. Available from: <https://www.cancer.gov/about-cancer/treatment/cam>. Accessed December 31, 2020.

Journal of Pain Research

Publish your work in this journal

The Journal of Pain Research is an international, peer reviewed, open access, online journal that welcomes laboratory and clinical findings in the fields of pain research and the prevention and management of pain. Original research, reviews, symposium reports, hypothesis formation and commentaries are all considered for publication. The manuscript

Submit your manuscript here: <https://www.dovepress.com/journal-of-pain-research-journal>

Dovepress

management system is completely online and includes a very quick and fair peer-review system, which is all easy to use. Visit <http://www.dovepress.com/testimonials.php> to read real quotes from published authors.