


Evaluation Of Subjective Cognitive Function Using The Cognitive Complaints In Bipolar Disorder Rating Assessment (COBRA) In Japanese Adults

This article was published in the following Dove Press journal:
Neuropsychiatric Disease and Treatment


Kuniyoshi Toyoshima ¹

Takeshi Inoue ²

Jiro Masuya²

Masahiko Ichiki²

Yota Fujimura²

Ichiro Kusumi ¹

¹Department of Psychiatry, Graduate School of Medicine, Hokkaido University, Sapporo, Japan; ²Department of Psychiatry, Tokyo Medical University, Tokyo, Japan

Purpose: To examine the relationship between depressive symptoms, subjective cognitive function, and quality of life in Japanese adults using the Cognitive Complaints in Bipolar Disorder Rating Assessment (COBRA).

Patients and methods: We evaluated 585 adult community volunteers using the Patient Health Questionnaire-9 (PHQ-9) for evaluation of depressive symptoms and the COBRA for evaluation of subjective cognitive function. We additionally used the 8-item Short-Form Health Survey and the Sheehan Disability Scale to evaluate the quality of life (QoL).

Results: Measures of subjective cognitive function were significantly correlated with depressive symptoms and QoL. Structural equation modeling demonstrated that depressive symptoms directly and indirectly decreased QoL via their effects on subjective cognitive dysfunction. Measures of depressive symptoms were more closely related to QoL than were measures of subjective cognitive function.

Limitations: Study participants were general adult population community volunteers and included healthy people; thus, these results may not be generalizable to patients with depression or bipolar disorder. In addition, the cross-sectional design of this study prevented the identification of causal relationships among the parameters.

Conclusion: Changes in subjective cognitive function may affect QoL via depressive symptoms. Evaluations of subjective cognitive function may help identify factors that reduce QoL.

Keywords: 8-item Short-Form Health Survey, Sheehan Disability Scale, Patient Health Questionnaire-9, QoL, subjective cognitive dysfunction

Introduction

Quality of life (QoL) of adults from the general population is affected by various factors. A significant association between depressive symptoms and QoL has been shown, and cognitive function has been shown to affect the QoL of workers.¹ Both depression severity and cognitive symptoms correlate with poor health-related QoL in major depressive disorder.² According to recent research on depression, subjective cognitive function and depression severity correlate with psychosocial function; however, the objective cognitive function does not significantly correlate with psychosocial function.³ Lately, the association between subjective cognitive function, depressive symptoms, and QoL has been gaining attention not only in major depressive disorder but also in other mood disorders and with respect to adults in the general population.

Bipolar disorder (BD) is a persistent chronic disorder that is characterized by variations in mood state and energy levels.⁴ BD affects more than one percent of the

Correspondence: Kuniyoshi Toyoshima
Department of Psychiatry, Hokkaido University Graduate School of Medicine, Kita 15, Nishi 7, Sapporo 060-8638, Japan
Tel +81-11-716-1161
Fax +81-11-706-5081
Email toyoshima@med.hokudai.ac.jp

world's population regardless of nationality, ethnicity, and socioeconomic status.⁴ The fifth edition of the Diagnostic and Statistical Manual of Psychiatric Disorders (DSM-5)⁵ states that the main features of BD are persistent episodes of mania and depression. Although this condition negatively influences the QoL of affected individuals⁶ and is a global source of disability, the biological basis of BD remains generally unknown, and the treatment of this disease is far from satisfactory.⁷ Objective cognitive functions, such as verbal memory and executive functioning as well as subjective cognitive functions, are often impaired in patients with euthymic BD.^{8,9}

Neuro-assessment instruments have been used to evaluate the subjective and objective cognitive functions of patients with BD.^{10–12} However, patients with BD, particularly those with hypomanic or manic symptoms, sometimes fail to recognize the significance of their symptoms;¹³ therefore, it is often necessary to assess their subjective cognitive function during remission. The Cognitive Complaints in Bipolar Disorder Rating Assessment (COBRA) is a self-reported instrument that was established by the Bipolar Disorder Program in Barcelona to measure subjective cognitive impairments in patients with BD.¹⁴ Indeed, the International Society for Bipolar Disorders Targeting Cognition Task Force recommends that the COBRA be used as an adjunct to objective clinical assessments of cognition.¹⁵

Although the COBRA has been employed in cognitive impairment studies related to QoL,¹⁰ these studies are limited. Recently, Toyoshima et al¹⁶ proposed a validated Japanese version of the COBRA and applied it to Japanese patients with euthymic BD; this version showed some association between impairment of subjective cognition and QoL.¹⁷ However, there is limited data regarding the use of the COBRA in the general adult population. The present study, therefore, aimed to assess the relationship between subjective cognition and QoL in the general Japanese adult population using the COBRA. We hypothesized that a decrease or decline in subjective cognitive function would lead to a concomitant decline in QoL.

Materials And Methods

Research Subjects

The current study recruited 597 subjects, irrespective of health and psychiatric status, from April 2017 to April 2018 using a convenience sampling method. The study was conducted at the Tokyo Medical University in

Tokyo, Japan, and was approved by the local ethics committee of Tokyo Medical University (approval number, 2016-144). After the nature and purpose of the study were explained to the participants (249 men and 348 women), they provided written informed consent. This study was conducted in accordance with the Declaration of Helsinki.

Assessments

All subjects were evaluated for subjective cognitive function using the COBRA; QoL, the 8-item Short-Form Health Survey (SF-8); QoL and functional impairment, the Sheehan Disability Scale (SDS); and depressive symptoms, the Patient Health Questionnaire-9 (PHQ-9). Of the 597 subjects who consented to participate, 12 did not complete their questionnaires and were therefore excluded from the analysis. The clinical and sociodemographic data of the remaining 585 subjects were collected (Table 1).

Subjective Cognitive Assessments

The COBRA utilizes queries informed by everyday mental tasks. Sixteen items, including verbal learning and memory, executive functionality, attention/concentration, working memory, processing speed, and mental tracking, are used to measure subjective cognitive dysfunction,¹⁴ and a four-point scale is used to rate these items (0 = never, 1 = sometimes, 2 = often, and 3 = always). The total COBRA score is calculated by adding the rating of each item; the highest possible score is 48, and scores of ≥ 15 indicate moderate to severe subjective cognitive impairment.¹⁵

This study utilized the Japanese version of the COBRA,¹⁶ which was checked by the original proponents to ensure that the contents retained their originality. Discriminative capacity analysis has shown that a score of 10 obtains the best balance between sensitivity (68.1%) and specificity (68.5%) between bipolar disorder patients and healthy subjects.¹⁴

Assessment Of QoL

The 8-item-containing Short-Form Health Survey (SF-8) was also employed to evaluate the health-based dimensions of QoL,¹⁸ such as vitality, bodily pain, overall health status, cognitive health, and physical functioning. The SF-8 contains a physical component summary (PCS) and a mental component summary (MCS). The PCS includes measures of physical functioning (PF), role-physical (i.e., limits linked to physical problems) (RP), bodily pain (BP), and general health perception (GH). The MCS includes

Table I Socio-Demographic And Clinical Data

Patient Details	Mean (SD)	n (%)
Age (years) (n=584)	41.71 (12.10)	
Sex, male, n (%) (n=584)		249 (42.6)
Sex, female, n (%) (n=584)		335 (57.4)
Married, n (%) (n=580)		383 (65.5)
Years of education (n=585)	14.60 (1.82)	
Currently employed, n (%) (n=581)		571 (97.6)
Psychiatric history, n (%) (n=585)		68 (11.6)
Current psychiatric treatment, n (%) (n=575)		23 (3.9)
Family history of psychiatric treatment, n (%) (n=531)		58 (9.9)
Drinking, n (%) (n=584)		379 (63.4)
Smoking, n (%) (n=584)		114 (19.5)
PHQ-9 (n=585)	4.05 (4.23)	
SDS work, (n=580)	2.04 (2.52)	
SDS social (n=580)	1.72 (2.44)	
SDS family/home (n=580)	1.52 (2.38)	
SDS total (n=580)	5.28 (6.61)	
PF (n=580)	49.99 (5.64)	
RP (n=580)	50.22 (5.14)	
BP (n=580)	49.87 (8.69)	
GH (n=580)	49.27 (8.14)	
VT (n=580)	49.89 (6.71)	
SF (n=580)	49.12 (7.83)	
RE (n=580)	49.59 (6.13)	
MH (n=580)	49.22 (7.56)	
PCS (n=580)	49.00 (6.30)	
MCS (n=580)	48.44 (7.76)	
COBRA (n=581)	8.32 (6.60)	

Abbreviations: PHQ-9, Patient Health Questionnaire-9; SDS, Sheehan disability scale; PF, physical functioning; RP, role physical; BP, bodily pain; GH, general health; VT, vitality; SF, social functioning; RE, role emotional; MH, mental health; PCS, physical component summary; MCS, mental component summary; COBRA, Cognitive Complaints in Bipolar Disorder Rating Assessment.

measures of vitality (VT), social functioning (SF), role-emotional (i.e., limits linked to emotional problems) (RE), and mental health (MH). Each item enquires about health

status alterations. The scores of the eight scales and two-component summary scores were standardized with the Japanese population norms to obtain mean scores of 50 and standard deviations of 10 (norm-based scoring: NBS).^{19,20} The NBS enables the comparison of the health-related QoL among different disease populations.

Measures Of Disability And Impairment

Sheehan et al²¹ developed the Sheehan disability scale (SDS), which evaluates global impairment and is made up of three impairment-related items that affect work, social life, family life, and supplementary dimensions of QoL. Researchers such as Endicott et al²² and Arbuckle et al²³ have previously applied this tool to patients with BD. The SDS requires patients to rate the degree to which their symptoms affect their work/school, social life, and family life/home obligations on a 10-point visual analog scale. This scale ranges from 0 to 10 (0 = lack of impairment or dysfunction, 1–3 = mild dysfunction, 4–6 = moderate dysfunction, 7–9 = marked dysfunction, and 10 = immense disability). The following question precedes each item: “Have the symptoms disrupted your work/school, social life, and family life/home responsibilities?” The total scores range from 0 to 30; higher scores indicate more disruption in the three domains (i.e., work/school life, social life, and family life) as a result of mental illness. Functional remission was defined as scores ≤ 6 .²⁴ In primary care settings, over 80 percent of the patients with psychiatric disorders have high SDS scores, while nearly 50 percent of those with high SDS scores have at least one mental disorder.²⁵

Measurement Of Depressive Symptoms

The PHQ-9 is a self-administered questionnaire that may be used to screen for major depressive episodes and measure the extent of depression-associated symptoms.²⁶ The Japanese version of the PHQ-9, developed and validated by Muramatsu et al,²⁷ was adopted for the present study. This study used a summary score for evaluating the severity of depressive symptoms. Specifically, we calculated the number of times (0–27 points) that patients experienced nine depressive symptoms in the previous 2 weeks using a 4-point Likert scale for each item (0 = not at all, 1 = several days, 2 = more than half the days, and 3 = nearly every day). For the Japanese version of PHQ-9, the sensitivity (90.5%) and specificity (76.6%) were confirmed using the optimal cut-off points ≥ 10 for depression.²⁸

Statistical Tests

Spearman correlations were used to assess the statistical associations between COBRA and QoL (SDS and SF-8), PHQ-9, and clinical parameters (age, sex, married, years of education, currently employed, psychiatric history, current psychiatric treatment, family history of psychiatric treatment, drinking and smoking). A stepwise multiple regression analysis was performed using SDS as the dependent variable and COBRA and PHQ-9 as the independent variables. A stepwise multiple regression analysis was also performed using COBRA as the dependent variable and PHQ-9 and clinical parameters (married, psychiatric history, current psychiatric treatment) as the independent variables. A multiple regression analysis by forced entry method was performed using PHQ-9 as the dependent variable and clinical parameters (married, psychiatric history, current psychiatric treatment) as the independent variables. We also used a covariance structure analysis to assess the relationships among COBRA, PHQ-9, and QoL scores. Mann–Whitney *U*-tests were performed to examine the differences of PHQ-9, SDS, and SF-8 scores between high and low COBRA scores (>14 and ≤ 14 , respectively). All statistical evaluations were performed using SPSS Version 23.0 and Stata 15. In all statistical analyses, *p*-values of <0.05 were considered significant. Data are presented as mean \pm SD.

Results

Clinical and socio-demographic data are shown in Table 1. A total of 585 subjects were included in this study. The mean age and education of participants were 41.19 ± 12.10 years and 14.6 ± 1.82 years, respectively. Additionally, 249 (42.6%) participants were men, 571 (97.6%) were employed, 68 (11.6%) had a psychiatric history, 23 (3.9%) were undergoing psychiatric treatment, and 58 (9.9%) had a family history of psychiatric treatment. Further, 379 (63.4%) participants were drinkers, and 114 (19.5%) were smokers. The scores on the PHQ-9, SDS, PCS, MCS, and COBRA were, 4.05 ± 4.23 , 5.28 ± 6.61 , 49.00 ± 6.30 , 48.44 ± 7.76 , and 8.32 ± 6.60 , respectively; this was almost the same as the data obtained from healthy Japanese people.

Relationship Between Subjective Cognitive Impairment And QoL

Following analysis, our results showed a significant correlation between COBRA and QoL scores (Table 2). There

Table 2 Spearman Correlations (ρ) Between COBRA Scores And PHQ-9, Or QoL Measures

	COBRA
PHQ-9 (n=581)	0.407**
SDS work (n=579)	0.363**
SDS social (n=579)	0.378**
SDS family/home (n=579)	0.334**
SDS total (n=579)	0.390**
PF (n=579)	−0.266**
RP (n=579)	−0.294**
BP (n=579)	−0.208**
GH (n=579)	−0.315**
VT (n=579)	−0.290**
SF (n=579)	−0.324**
RE (n=579)	−0.381**
MH (n=579)	−0.333**
PCS (n=579)	−0.210**
MCS (n=579)	−0.341**

Note: ** $P < 0.01$ (two-sided).

Abbreviations: COBRA, Cognitive Complaints in Bipolar Disorder Rating Assessment; PHQ-9, Patient Health Questionnaire-9; SDS, Sheehan disability scale; SF-8, Medical Outcomes Study-Short Form Health Survey; PF, physical functions; RP, role physical; BP, bodily pain; GH, general health; VT, vitality; SF, social functioning; RE, role emotional; MH, mental health; PCS, physical component summary; MCS, mental component summary.

were also significant correlations between COBRA scores and SDS or SF-8 scores ($p < 0.01$). These results indicated that impaired subjective cognitive function was associated with a lower QoL.

Relationship Between Subjective Cognitive Impairment And Depressive Symptoms

As shown in Table 2, there was a significant correlation between COBRA and PHQ-9 scores ($\rho = 0.407$, $p < 0.01$). This indicated that there was an association between subjective cognitive impairment and depressive symptoms among the general adult population volunteers.

Association Between Subjective Cognitive Impairment, QoL, And Depressive Symptoms

A stepwise multiple regression analysis was performed to examine the relationships among subjective cognitive impairment, QoL, and depressive symptoms. Results demonstrated that PHQ-9 scores ($\beta = 0.519$, $p < 0.001$) and COBRA scores ($\beta = 0.136$, $p < 0.001$) significantly predicted SDS scores (Adjusted $R^2 = 0.345$, $p < 0.001$; Table 3).

To assess the relationships among COBRA, PHQ-9, and SDS scores, we modeled a structural equation based on the results of the multiple regression analyses. This equation as

Table 3 Stepwise Multiple Regression Analysis Of The SDS Total Score

Independent Factors	Partial Regression Coefficient (B)	95% Confidence Interval	Standardized Partial Regression Coefficient (β)	p
(Constant)	0.861	0.122 to 1.600	–	–
PHQ-9	0.808	0.696 to 0.921	0.519	<0.001
COBRA	0.138	0.065 to 0.211	0.136	<0.001

Notes: Adjusted $R^2 = 0.345$, $F = 151.5$, $p < 0.001$. Dependent factor: SDS total score. Two independent factors: PHQ-9 and COBRA scores.

Abbreviations: COBRA, Cognitive Complaints in Bipolar Disorder Rating Assessment; PHQ-9, Patient Health Questionnaire-9; SDS, Sheehan disability scale.

well as the results of the path coefficients calculated by Stata are shown in Figure 1. The indirect effect of PHQ-9 scores on SDS scores via COBRA scores was 0.06 ($Z = 3.64$, $p < 0.001$). Fit indices revealed a moderate fit (root mean square error of approximation [RMSEA] = 0.073, Confirmatory Fit Index [CFI] = 0.991, and Tucker–Lewis Index [TLI] = 0.978). According to this model, depressive symptoms not only affected QoL directly, but also affected QoL through subjective cognitive function. To assess the complex relationships among the COBRA, PHQ-9, and SF-8 component summary scores (PCS, MCS), we modeled a structural equation based on the results of the univariate and multiple regression

analyses. This equation as well as the results of the path coefficients calculated by Stata are shown in Figure 2. The indirect effect of PHQ-9 on MCS via COBRA was significant: -0.04 ($Z = -2.43$, $p = 0.015$). However, the indirect effect of PHQ-9 on PCS via COBRA was nonsignificant: -0.03 ($Z = -1.68$, $p = 0.093$). Fit indices of the model showed a good fit (RMSEA = 0.000, CFI = 1.000, TLI = 1.000). According to these results, depressive symptoms impact QoL through subjective cognitive function and affect mental QoL more than physical QoL.

Mann–Whitney U -tests were performed to examine the differences in PHQ-9, SDS, and SF-8 scores between high

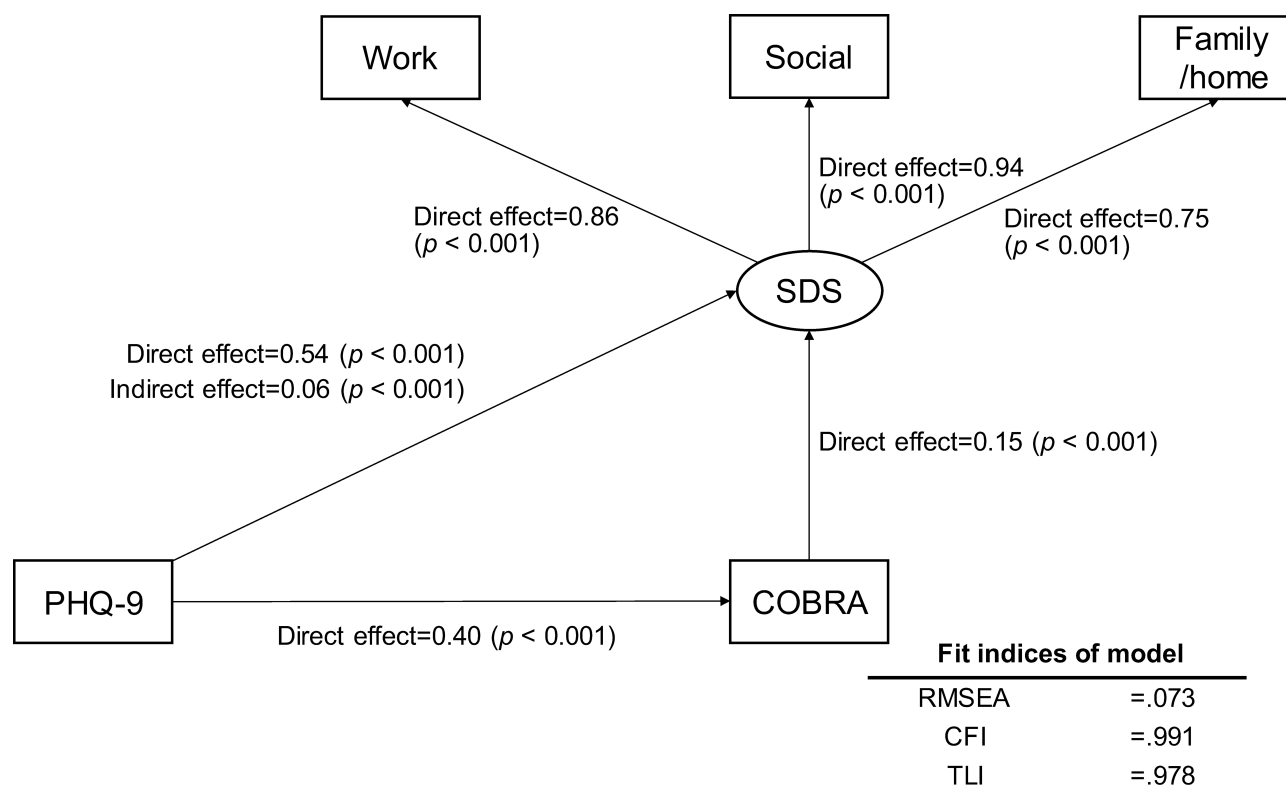


Figure 1 Results of covariance structure analysis in the structural equation model with depressive symptoms (PHQ-9), subjective cognitive function (COBRA), and quality of life (SDS) in 585 adult volunteer subjects from the community.

Notes: Rectangles indicate the observed variables. The oval indicates the latent variable. The numbers beside the arrows show the standardized path coefficients (minimum -1 , maximum 1).

Abbreviations: PHQ-9, Patient Health Questionnaire-9; COBRA, Cognitive Complaints in Bipolar Disorder Rating Assessment; SDS, Sheehan disability scale.

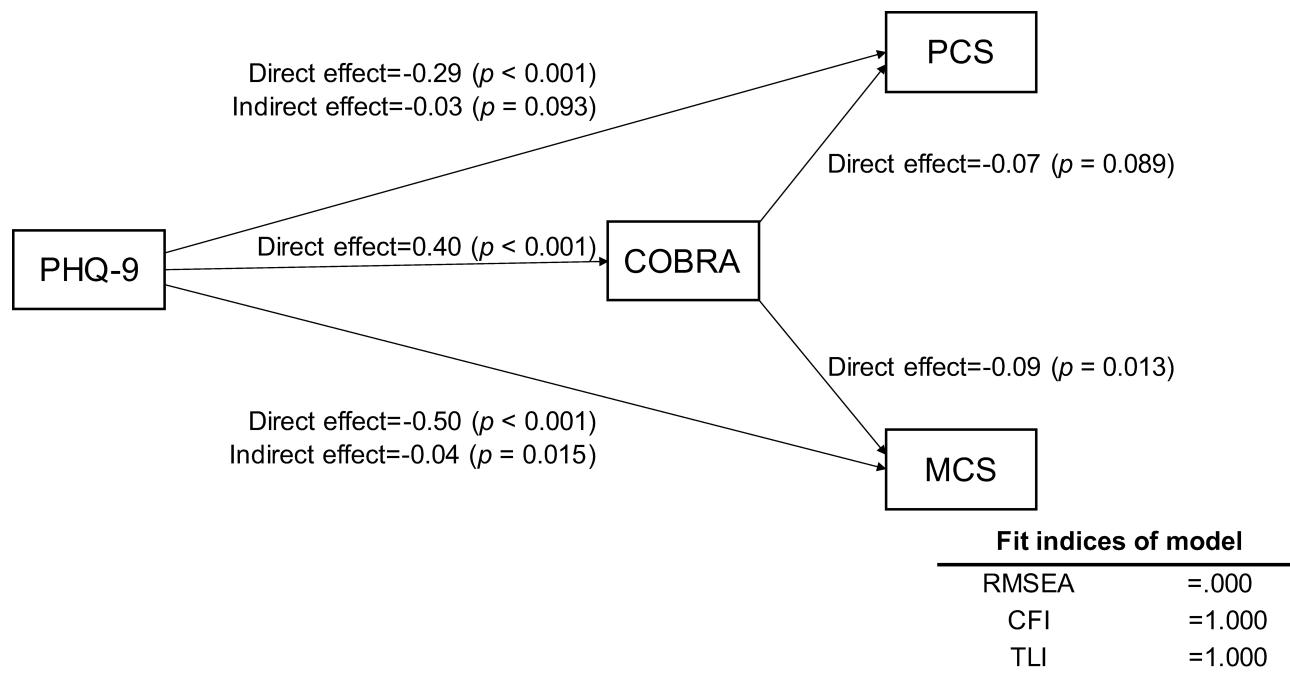


Figure 2 Results of covariance structure analysis in the structural equation model with depressive symptoms (PHQ-9), subjective cognitive function (COBRA), and quality of life (SF-8) in 585 adult volunteer subjects from the community.

Notes: Rectangles indicate the observed variables. The numbers beside the arrows show the standardized path coefficients (minimum -1, maximum 1).

Abbreviations: PHQ-9, Patient Health Questionnaire-9; COBRA, Cognitive Complaints in Bipolar Disorder Rating Assessment; SF-8, Medical Outcomes Study-Short Form Health Survey; PCS, physical component summary; MCS, mental component summary.

and low COBRA scores. PHQ-9 ($Z = -6.265$, $p < 0.001$), SDS work ($Z = -5.793$, $p < 0.001$), SDS social ($Z = -6.35$, $p < 0.001$), SDS family/home ($Z = -5.944$, $p < 0.001$), SDS total ($Z = -6.32$, $p < 0.001$), PCS ($Z = -3.093$, $p = 0.002$), and MCS ($Z = -5.341$, $p < 0.001$) scores were significantly different (Table 4).

Relationship Between Subjective Cognition And Clinical Parameters

Our results demonstrated that there were no significant correlations between subjective cognition and age ($\rho = 0.065$, $p = 0.120$) or years of education ($\rho = -0.077$, $p = 0.064$). The lower COBRA scores were related to “married” ($p = 0.03$), “without a history of psychiatric illness” ($p = 0.014$) and “not being treated for a psychiatric illness” ($p = 0.024$) (Table 5). Mann-Whitney U -tests were performed to investigate the differences in PHQ-9 with respect to married, history of psychiatric illness, and being treated for a psychiatric illness. Married ($Z = -5.017$, $p < 0.001$), history of psychiatric illness ($Z = -5.224$, $p < 0.001$), and being treated for a psychiatric illness ($Z = -4.436$, $p < 0.001$) were all significantly different. In other words, “married”, “without a history of psychiatric illness”, and “not being treated for a psychiatric illness” each had low PHQ-9 scores. A stepwise multiple regression

analysis was performed to examine the relationships between subjective cognitive function, depressive symptoms, and clinical parameters (married, psychiatric history, current psychiatric treatment). Results demonstrated that PHQ-9 scores ($\beta = 0.380$, $p < 0.001$) and current psychiatric treatment ($\beta = 0.380$, $p = 0.045$) significantly predicted COBRA scores (Adjusted $R^2 = 0.158$, $p < 0.001$), while married and psychiatric history did not predict COBRA scores. A multiple regression analysis by the forced entry method was performed to examine the relationships between depressive symptoms and clinical parameters (married, psychiatric history, current psychiatric treatment). Results demonstrated that psychiatric history ($\beta = 0.197$, $p < 0.001$) and married ($\beta = -0.189$, $p < 0.001$) significantly predicted PHQ-9 scores (Adjusted $R^2 = 0.094$, $p < 0.001$); however, current psychiatric treatment ($\beta = 0.082$, $p = 0.066$) was not significant.

Discussion

The results of the present study support the hypothesis that the symptoms of depression are more strongly associated with QoL than is cognitive function in the volunteer population. Previous studies have reported that residual depressive symptoms were strongly associated with QoL in patients with remitted major depressive disorder.²⁹

Table 4 Relationships Between COBRA Scores And PHQ-9, SDS Work, SDS Social, SDS Total, SDS Family/Home, PCS, And MCS Scores

		N	Average Rank			Rank Sum	
PHQ-9	COBRA \leq 14	480	271.14			130,146	
	COBRA >14	101	385.4			38,925	
	Total	581					
SDS work	COBRA \leq 14	479	272.3			130,431.5	
	COBRA >14	100	374.79			37,478.5	
	Total	579					
SDS social	COBRA \leq 14	479	271.11			129,862	
	COBRA >14	100	380.48			38,048	
	Total	579					
SDS family/home	COBRA \leq 14	479	272.67			130,607.5	
	COBRA >14	100	373.03			37,302.5	
	Total	579					
SDS total	COBRA \leq 14	479	270.39			129,517.5	
	COBRA >14	100	383.93			38,392.5	
	Total	579					
PCS	COBRA \leq 14	479	299.82			143,616	
	COBRA >14	100	242.94			24,294	
	Total	579					
MCS	COBRA \leq 14	479	306.97			147,036.5	
	COBRA >14	100	208.74			20,873.5	
	Total	579					
	PHQ-9	SDS Work	SDS Social	SDS Family/Home	SDS Total	PCS	MCS
Mann–Whitney U	14,706	15,471.5	14,902	15,647.5	14,557.5	19,244	15,823.5
Wilcoxon W	130,146	130,431.5	129,862	130,607.5	129,517.5	24,294	20,873.5
Z	−6.265	−5.793	−6.35	−5.944	−6.32	−3.093	−5.341
p	<0.001	<0.001	<0.001	<0.001	<0.001	0.002	<0.001
Grouping variable	COBRA \leq 14, COBRA >14						

Note: Analysis was conducted using Mann–Whitney U-tests.

Abbreviations: COBRA, Cognitive Complaints in Bipolar Disorder Rating Assessment; PHQ-9, Patient Health Questionnaire-9; SDS, Sheehan disability scale; SF-8, the 8-item-containing Short-Form Health Survey; PCS, physical component summary; MCS, mental component summary.

Another investigation demonstrated that subjective cognitive dysfunction was correlated with measures of QoL in patients with euthymic BD.¹⁷ Unlike previously published results, the findings of the current study may be representative of the Japanese general adult population. However, further research is needed to determine the relationships between depressive symptoms, cognitive function, and QoL in Japanese adults.

The average COBRA score in this study was 8.32 ± 6.60 , which is lower than previously reported scores of Japanese patients with euthymic BD: e.g., the average COBRA score in a study conducted by Toyoshima et al¹⁶ was 13.63 ± 7.95 . Furthermore, prior studies reported a correlation between subjective cognitive function and QoL

and an association between subjective cognitive function and depressive symptoms in Japanese patients with remitted BD.^{16,17} Similarly, one study demonstrated that both objective and subjective cognitive functions influence QoL in a group of Chinese patients with BD.³⁰ However, the relationship between subjective cognitive function and depressive symptoms or QoL has not been examined in the general adult population using the COBRA.

The present study found that depressive symptoms exerted a stronger effect on QoL in the general adult population than did COBRA; this finding may be useful when examining the associations among depression, cognitive function, and QoL using COBRA in patients with remitted BD. The importance of this application is

Table 5 Chi-Square Test Describing The Association Between COBRA Scores And Demographic Data

	Chi-Square	p
Sex	0.553	0.457
Married	4.712	0.03
Current employed	1.1	0.294
Psychiatric history	5.977	0.014
Current psychiatric treatment	5.089	0.024
Family history of psychiatric treatment	3.016	0.082
Drinking	0.513	0.474
Smoking	1.56	0.212

Notes: Chi-square test: COBRA scores ≤ 14 , COBRA scores >14 , degree of freedom: 1.

highlighted by the hypothesis that cognitive complaints may worsen as QoL declines and BD progresses.³¹ This is also supported by previous reports that patients with BD who were aware of their cognitive impairment experienced severe chronic symptoms and those who were not cognitively impaired also manifested poor social, occupational, and neuropsychological functioning.³²

In the future, it will be important to clearly distinguish between BD-induced depression and secondary depression. In this regard, a neuropsychological evaluation may be necessary to delineate cognitive dysfunctions associated with different types of depression.³³ In this study, current psychiatric treatment significantly predicted subjective cognitive impairment, while psychiatric history did not. This result may indicate that subjective cognitive function is more affected by psychosocial states than temperament characteristics. To investigate these research issues, in the future, we would use a clinimetric approach, which is an innovative clinically based evaluation method for the evaluation of a number of clinical factors that do not fit into the traditional psychometric model.^{34–36}

Limitations

The present study was subject to several limitations. The cross-sectional design of this study prevented the identification of causal relationships among the parameters. However, replicating this study with patients with BD and known healthy controls may help overcome this limitation. Other limitations involve the lack of controls and the heterogeneity among the volunteers regarding their psychiatric health as well as social and educational backgrounds; this diversity may limit the generalizability of the results to patients with affective disorder.

Conclusion

Although a further systematic investigation is required to reproduce and confirm the generalizability of this study, our data indicated that symptoms of depression rather than subjective cognitive function may be strongly related to QoL in the Japanese general adult population. The present study found that as changes in cognitive function may account for the aggravation of QoL by depressive symptoms, evaluations of cognitive function may help to identify factors affecting the reduction of QoL and inform therapeutic interventions.

Abbreviations

BD, bipolar disorder; COBRA, Cognitive Complaints in Bipolar Disorder Rating Assessment; SDS, Sheehan disability scale; SF-8, Short-Form Health Survey; PCS, physical component summary; MCS, mental component summary; PF, physical functioning; RP, role-physical; BP, bodily pain; GH, general health perception; VT, vitality; SF, social functioning; RE, role-emotional; MH, mental health; NBS, norm-based scoring; RMSEA, root mean square error of approximation; CFI, Confirmatory Fit Index; TLI, Tucker–Levis Index.

Acknowledgments

This work was partly supported by a Grant-in-Aid for Scientific Research (no. 16K10194) from the Japanese Ministry of Education, Culture, Sports, Science and Technology, the Research and Development Grants for Comprehensive Research for Persons with Disabilities from the Japan Agency for Medical Research and Development (grant no. JP18dk0307060), and SENSHIN Medical Research Foundation (to T Inoue). The funding agencies played no role in any of the stages from study design to submission of the paper for publication.

Disclosure

Dr. Inoue reports personal fees from Mochida Pharmaceutical, Eli Lilly, Janssen Pharmaceutical, MSD, Taisho Toyama Pharmaceutical, Yoshitomiya, and Daiichi Sankyo, during the conduct of the study; and grants from Shionogi, Astellas, Tsumura, and Eisai; and grants and personal fees from Otsuka Pharmaceutical, Dainippon Sumitomo Pharma, Mitsubishi Tanabe Pharma, Kyowa Pharmaceutical Industry, Pfizer, Novartis Pharma, Takeda Pharmaceutical, and Meiji Seika Pharma; and is a member of the advisory boards of Pfizer, Novartis Pharma, Takeda Pharmaceutical, and

Mitsubishi Tanabe Pharma. Professor Yota Fujimura reports personal fees from Otsuka Pharmaceutical and honoraria and grants from Novartis Pharma, Otsuka Pharmaceutical, and Shionogi, outside the submitted work. Professor Ichiro Kusumi reports grants from Takeda Pharmaceutical, Boehringer Ingelheim; grants and personal fees from Astellas, Shionogi, Tanabe Mitsubishi Pharma, Otsuka Pharmaceutical, Meiji Seika Pharma, Daiichi Sankyo, Dainippon Sumitomo Pharma, Kyowa Hakko Kirin, Eisai, and Eli Lilly; and personal fees from GlaxoSmithKline, Janssen Pharmaceutical, MSD, Novartis Pharma, Ono Pharmaceutical, Pfizer, Taisho Toyama Pharmaceutical, and Chugai Pharmaceutical. The authors report no other conflicts of interest in this work.

References

- Lopes SL, Ferreira AI, Passos AM, Neves M, Sousa C, Sa MJ. Depressive symptomatology, presenteeism productivity, and quality of life: a moderated mediation model. *J Occup Environ Med*. 2018;60:301–308. doi:10.1097/JOM.0000000000001253
- Saragoussi D, Christensen MC, Hammer-Helmich L, Rive B, Touya M, Haro JM. Long-term follow-up on health-related quality of life in major depressive disorder: a 2-year European cohort study. *Neuropsychiatr Dis Treat*. 2018;14:1339–1350. doi:10.2147/NDT.S159276
- Sumiyoshi T, Watanabe K, Noto S, et al. Relationship of cognitive impairment with depressive symptoms and psychosocial function in patients with major depressive disorder: cross-sectional analysis of baseline data from PERFORM-J. *J Affect Disord*. 2019;258:172–178. doi:10.1016/j.jad.2019.07.064
- Grande I, Berk M, Birmaher B, Vieta E. Bipolar disorder. *Lancet*. 2016;387(10027):1561–1572. doi:10.1016/S0140-6736(15)00241-X
- American Psychiatric Association. *Diagnostic and Statistical Manual of Psychiatric Disorders*. 5th ed. Washington, DC: American Psychiatric Association; 2013.
- Morton E, Murray G, Michalak EE, et al. Quality of life in bipolar disorder: towards a dynamic understanding. *Psychol Med*. 2018;48(7):1111–1118. doi:10.1017/S0033291717002495
- Harrison PJ, Geddes JR, Tunbridge EM. The emerging neurobiology of bipolar disorder. *Trends Neurosci*. 2018;41(1):18–30. doi:10.1016/j.tins.2017.10.006
- Martínez-Arán A, Vieta E, Colom F, et al. Cognitive impairment in euthymic bipolar patients: implications for clinical and functional outcome. *Bipolar Disord*. 2004;6(3):224–232. doi:10.1111/j.1399-5618.2004.00111.x
- Lima FM, Cardoso TA, Serafim SD, et al. Validity and reliability of the Cognitive Complaints in Bipolar Disorder Rating Assessment (COBRA) in Brazilian bipolar patients. *Trends Psychiatry Psychother*. 2018;40(2):170–178. doi:10.1590/2237-6089-2017-0121
- Jensen JH, Støttrup MM, Nayberg E, et al. Optimising screening for cognitive dysfunction in bipolar disorder: validation and evaluation of objective and subjective tools. *J Affect Disord*. 2015;187:10–19. doi:10.1016/j.jad.2015.07.039
- Demant KM, Vinberg M, Kessing LV, Miskowiak KW. Assessment of subjective and objective cognitive function in bipolar disorder: correlations, predictors and the relation to psychosocial function. *Psychiatry Res*. 2015;229(1–2):565–571. doi:10.1016/j.psychres.2015.05.022
- Sumiyoshi T, Toyomaki A, Kawano N, et al. Verbal memory impairment in patients with subsyndromal bipolar disorder. *Front Psychiatry*. 2017;8:168. doi:10.3389/fpsy.2017.00297
- Vieta E, Berk M, Schulze TG, et al. Bipolar disorders. *Nat Rev Dis Primers*. 2018;4:18008. doi:10.1038/nrdp.2018.8
- Rosa AR, Mercadé C, Sánchez-Moreno J, et al. Validity and reliability of a rating scale on subjective cognitive deficits in bipolar disorder (COBRA). *J Affect Disord*. 2013;150(1):29–36. doi:10.1016/j.jad.2013.02.022
- Miskowiak KW, Burdick KE, Martínez-Arán A, et al. Assessing and addressing cognitive impairment in bipolar disorder: the International Society for Bipolar Disorders Targeting Cognition Task Force recommendations for clinicians. *Bipolar Disord*. 2018;20(3):184–194. doi:10.1111/bdi.12595
- Toyoshima K, Fujii Y, Mitsui N, et al. Validity and reliability of the Cognitive Complaints in Bipolar Disorder Rating Assessment (COBRA) in Japanese patients with bipolar disorder. *Psychiatry Res*. 2017;254:85–89. doi:10.1016/j.psychres.2017.04.043
- Toyoshima K, Kako Y, Toyomaki A, et al. Associations between cognitive impairment and quality of life in euthymic bipolar patients. *Psychiatry Res*. 2019;271:510–515. doi:10.1016/j.psychres.2018.11.061
- Ware JE, Kosinski M, Dewey JE, Gandek B. *How to Score and Interpret Single-Item Health Status Measures: A Manual for Users of the SF-8 Health Survey*. Lincoln, RI: QualityMetric, Inc.; Boston, MA: Health Assessment Lab; 2001.
- Fukuhara S, Bito S, Green J, Hsiao A, Kurokawa K. Translation, adaptation, and validation of the SF-36 Health Survey for use in Japan. *J Clin Epidemiol*. 1998;51(11):1037–1044. doi:10.1016/s0895-4356(98)00095-x
- Fukuhara S, Ware JE Jr, Kosinski M, Wada S, Gandek B. Psychometric and clinical tests of validity of the Japanese SF-36 Health Survey. *J Clin Epidemiol*. 1998;51(11):1045–1053. doi:10.1016/s0895-4356(98)00096-1
- Sheehan DV, Harnett-Sheehan K, Raj BA. The measurement of disability. *Int Clin Psychopharmacol*. 1996;11(Suppl 3):89–95. doi:10.1097/00004850-199606003-00015
- Endicott J, Paulsson B, Gustafsson U, Schiöler H, Hassan M. Quetiapine monotherapy in the treatment of depressive episodes of bipolar I and II disorder: improvements in QoL and quality of sleep. *J Affect Disord*. 2008;111(2–3):306–319. doi:10.1016/j.jad.2008.06.019
- Arbuckle R, Frye MA, Brecher M, et al. The psychometric validation of the Sheehan Disability Scale (SDS) in patients with bipolar disorder. *Psychiatry Res*. 2009;165(1–2):163–174. doi:10.1016/j.psychres.2007.11.018
- Sheehan DV, Harnett-Sheehan K, Spann ME, Thompson HF, Prakash A. Assessing remission in major depressive disorder and generalized anxiety disorder clinical trials with the discan metric of the Sheehan disability scale. *Int Clin Psychopharmacol*. 2011;26(2):75–83. doi:10.1097/YIC.0b013e328341bb5f
- Leon AC, Olfson M, Portera L, Farber L, Sheehan DV. Assessing psychiatric impairment in primary care with the Sheehan Disability Scale. *Int J Psychiatry Med*. 1997;27(2):93–105. doi:10.2190/T8EM-C8YH-373N-1UWD
- Spitzer RL, Kroenke K, Williams JB. Validation and utility of a self-report version of PRIME-MD: the PHQ primary care study. Primary Care Evaluation Of Mental Disorders. Patient Health Questionnaire. *JAMA*. 1999;282(18):1737–1744. doi:10.1001/jama.282.18.1737
- Muramatsu K, Miyaoka H, Kamijima K, et al. The patient health questionnaire, Japanese version: validity according to the mini-international neuropsychiatric interview-plus. *Psychol Rep*. 2007;101(3 Pt 1):952–960. doi:10.2466/pr0.101.3.952-960
- Muramatsu K, Miyaoka H, Kamijima K, et al. Performance of the Japanese version of the Patient Health Questionnaire-9 (J-PHQ-9) for depression in primary care. *Gen Hosp Psychiatry*. 2018;52:64–69. doi:10.1016/j.genhosppsych.2018.03.007

29. Shimizu Y, Kitagawa N, Mitsui N, et al. Neurocognitive impairments and quality of life in unemployed patients with remitted major depressive disorder. *Psychiatry Res.* 2013;210(3):913–918. doi:10.1016/j.psychres.2013.08.030
30. Xiao L, Gao Y, Zhang L, Chen P, Sun X. The relationship between cognitive function and quality of life in euthymic Chinese patients with bipolar disorder. *Psychiatry Res.* 2016;246:427–431. doi:10.1016/j.psychres.2016.10.026
31. Tatay-Manteiga A, Cauli O, Tabarés-Seisdedos R, Michalak EE, Kapczinski F, Balanzá-Martínez V. Subjective neurocognition and quality of life in patients with bipolar disorder and siblings. *J Affect Disord.* 2019;245:283–288. doi:10.1016/j.jad.2018.11.012
32. Martínez-Arán A, Vieta E, Colom F, et al. Do cognitive complaints in euthymic bipolar patients reflect objective cognitive impairment? *Psychother Psychosom.* 2005;74(5):295–302. doi:10.1159/000086320
33. Lin X, Lu D, Huang Z, Chen W, Luo X, Zhu Y. The associations between subjective and objective cognitive functioning across manic or hypomanic, depressed, and euthymic states in Chinese bipolar patients. *J Affect Disord.* 2019;249:73–81. doi:10.1016/j.jad.2019.02.025
34. Fava GA, Carrozzino D, Lindberg L, Tomba E. The clinimetric approach to psychological assessment: a tribute to per bech, MD (1942–2018). *Psychother Psychosom.* 2018;87(6):321–326. doi:10.1159/000493746
35. Carrozzino D. Clinimetric approach to rating scales for the assessment of apathy in Parkinson's disease: a systematic review. *Prog Neuropsychopharmacol Biol Psychiatry.* 2019;2019(94):109641. doi:10.1016/j.pnpbp.2019.109641
36. Carrozzino D, Svicher A, Patierno C, Berrocal C, Cosci F. The euthymia scale: a clinimetric analysis. *Psychother Psychosom.* 2019;88(2):119–121. doi:10.1159/000496230

Neuropsychiatric Disease and Treatment

Dovepress

Publish your work in this journal

Neuropsychiatric Disease and Treatment is an international, peer-reviewed journal of clinical therapeutics and pharmacology focusing on concise rapid reporting of clinical or pre-clinical studies on a range of neuropsychiatric and neurological disorders. This journal is indexed on PubMed Central, the 'PsycINFO' database and CAS, and

is the official journal of The International Neuropsychiatric Association (INA). The manuscript management system is completely online and includes a very quick and fair peer-review system, which is all easy to use. Visit <http://www.dovepress.com/testimonials.php> to read real quotes from published authors.

Submit your manuscript here: <https://www.dovepress.com/neuropsychiatric-disease-and-treatment-journal>