

Basic emotions expressed in music: factor analyses on intensity ratings by non-musical professional Chinese university students

Chanchan Shen¹

Mufan Wang²

Tongjun Ding³

Yang Yang⁴

Javier Cabanyes-Truffino⁵

Lijun Sun⁶

Chu Wang¹

Wei Wang¹

¹Department of Clinical Psychology and Psychiatry, School of Public Health, Zhejiang University College of Medicine, Hangzhou, China;

²Faculty of Psychology, Universidad Complutense de Madrid, Madrid, Spain; ³Department of Musicology, Qianjiang College, Hangzhou Normal University, Hangzhou, China;

⁴Department of Musicology, College of Arts and Communications, Anhui University, Hefei, China; ⁵Faculty of Education, Universidad Complutense de Madrid, Madrid, Spain; ⁶CAS Key Laboratory of Behavioral Science, Institute of Psychology, Department of Psychology, University of Chinese Academy of Sciences, Beijing, China

Correspondence: Wei Wang
Department of Clinical Psychology and Psychiatry, School of Public Health, Zhejiang University College of Medicine, Yuhangtang Road 866, Hangzhou, Zhejiang 310058, China
Tel +86 571 8820 8188
Fax +86 571 8820 8188
Email drwangwei@zju.edu.cn

Background: Previous studies of musical emotion largely depended on the lexical approach which suffered from overlaps between emotions.

Methods: In the present study, we explored emotional domains through a dimensional approach based on the intensity ratings on the emotion perceived in music. Altogether, 488 university students were invited to listen to 60 musical excerpts (most of them classical), to rate the intensity of emotion perceived without naming the emotion. Later, we conducted the exploratory factor analysis on the intensity ratings to look for the latent structures of musical emotion and then applied the confirmatory factor analysis to verify the validity of the proposed model of emotional structure.

Results: After first- and second-order factor analyses, seven emotional factors (domains, with 38 musical excerpts) were identified: Happiness, Tenderness, Sadness, Passion, Anger, Anxiousness, and Depression, which formed a satisfactory model. No gender difference was found regarding the perceived intensity of musical emotion.

Conclusion: Our study has offered evidence to delineate basic musical emotions into seven domains.

Keywords: dimensional classification, factor analysis, intensity rating, musical emotion

Introduction

Music plays an important role in everyday life, such as in commercial sites to stimulate consuming behaviors¹ and in leisure activity to regulate individual emotion and mood.² It is also used as a kind of psychotherapy for pain³ and other emotional problems.⁴ Indeed, when regarding processing or recognizing a putative emotion selected from a musical source, we are not sure that an emotion is specifically elicited by its putative vector, neither we are sure that an emotion is specifically recognized from its putative vector. Therefore, the music effectiveness is not ideal due to the imprecise application of desired emotional music, which results from the rough classification of emotion. The question of how many emotions people can perceive from music is still under debate, despite there being plenty of research on music and emotion. Many studies were focused on musical emotions which were not theoretically driven or not comprehensive,^{5,6} for example, researchers tended to select several emotions of interest (mostly happiness, sadness, and anger) for their designs. Given that music influences various fields including scientific research, education, and therapy, it is of vital theoretical and practical significance to acquire a comprehensive picture of what kinds of emotion are effectively conveyed by music.

There are several proposed models to depict musical emotions: the circumplex model,⁷ the positive activation–negative activation model,^{8,9} and the vector model.¹⁰ These models are mostly based on the planar quadrant distributions of arousal and

valence of emotion expressed in music, but also have their own uniqueness. For instance, the circumplex model proposes that emotions are distributed in a circular pattern centered on medium arousal and neutral valence. The vector model illustrates an underlying dimension of arousal and a binary choice of valence that determines direction, which results in two vectors. Both vectors start at zero arousal and neutral valence and proceed as straight lines, one in a positive and the other one in a negative valence direction. Apparently, both vector model and the positive activation–negative activation model include the neutral valence and the high arousal ratings, which result from the averaging of individual positive and negative valence ratings; therefore, they provide overall better fits of emotional classification than the circumplex model does.^{9,11} However, the two-dimensional models are not ideally independent, since the higher arousal states are more likely to be defined by valence and the lower arousal states are more likely to be neutral.¹¹ Practically, in a human neurophysiological study, the magnitudes of the event-related skin conductance responses varied according to different musical emotions, but did not parallel with subjects' ratings on their arousal levels.¹² Nevertheless, the multiple-dimensional method based on the factor analyses might be a better way to classify musical emotions.

In parallel, when referring to the types of emotion conveyed by music, most previous approaches to delineating musical emotions were taxonomical (lexical), that is, to characterize these emotions with terms. For instance, Hevner developed a celebrated, music-specific emotion model, including eight emotional clusters (ie, Sober, Gloomy, Longing, Lyrical, Sprightly, Joyous, Restless, and Robust), each described with six to eleven emotion-colored adjectives.¹³ The eight groups were arranged into a circle, so that the adjacent clusters possessed certain features in common, while the clusters in the opposite location deviated mostly from each other. This musical emotion model was later refined and rearranged into 9–13 clusters and then sorted into six subgroups.^{14,15} Furthermore, in a study of updating the Hevner adjectives, nine emotional clusters were elaborated.¹⁶ This outcome was partly supported by Juslin and Laukka who studied every day listening and found nine clusters of emotion, labeled as joy, sadness, love, calm, anger, tenderness, longing, solemnity, and anxiety.¹⁷ Recently, Zentner et al compiled a comprehensive list of emotion-colored adjectives and asked participants to rate the frequency of the given emotions they perceived in their preferred music and in their everyday life.¹⁸ They performed the exploratory factor analysis (EFA) and confirmatory factor analysis (CFA)

on the ratings and developed the Geneva Emotional Music Scale which consisted of nine factors: wonder, transcendence, tenderness, nostalgia, peacefulness, power, joyful activation, tension, and sadness.

Through the lexical approach on musical emotions, some emotions, such as happiness, anger, sadness, tenderness, and anxiety, were consistently recognized in children, in individuals of different cultures, and in brain-damaged or neuropsychiatric patients.¹⁹ However, these studies suffered from several shortcomings. Firstly, the semantic consideration was the sorting of emotion-colored adjectives which were suitable for describing rather than for classifying musical emotion. Meanwhile, this kind of classification was influenced by cultural information embedded into language. When it came to some languages without terms describing emotion,²⁰ such a method would fail to generate a musical emotion-related structure. Secondly, the classification clusters were subjective; thus, the structure of musical emotion derived would lack structural validity. For instance, nouns with similar meanings, such as sorrow, sadness, and grief, were prudently classified into the same emotional family;²¹ thus, they might fail to capture nuanced emotional categories. Zentner et al,¹⁸ however, applied the EFA to the emotional terms, but they focused more on the music-induced emotions and reached unsatisfactory validities of those perceived emotions. Thirdly, the musical stimuli were not presented to participants in most studies, and participants reported their judgments which were greatly dependent on their memory and their past musical experiences.

The purpose of the present study was to delineate emotions conveyed in music, with two approaches. One was that we prepared a more comprehensive pool of musical excerpts (MATRIX, most of them were classical) which conveyed 13 categories of dominant musical emotions as proposed through a previous lexical study.¹⁵ The other was that we invited participants to rate only the intensity of the emotion they perceived (instead of naming that emotion) when listening to each of the MATRIX excerpts. The intensity ratings are measured with the Likert scale which is frequently used in psychological assessments, and produce multiple-dimensional structures of personality or other psychological measures.^{22,23} Then, we constructed and validated the basic structures of musical emotion by conducting both EFA and CFA on the intensity ratings. Actually, in this way, the investigators have successfully delineated the structures of facial expressions of emotion²⁴ and picture vectors of emotion.²⁵ In the current study, we have hypothesized that musical emotion at least includes happiness, tenderness, sadness, anger,

and anxiousness and these emotions have their discriminant and convergent validities, since previous documentation had indicated that these emotions are the basic ones related to music.^{17,26} Moreover, we would like to test the gender difference, since it is well acknowledged that females are more sensitive to negative emotion than males are.²⁷

Materials and methods

Participants

Altogether, 488 university students who were not majoring in musicology and related specialties and were without previous musical training participated in the study: 214 males (mean age, 20.13 years with SD 1.51; age range, 16–28 years) and 274 females (mean age, 19.86 with SD 1.41; range, 17–28 years). All participants were with normal hearing, without any neurological or psychiatric disorders, and were free from drug or alcohol 72 hours prior to the test. The study protocol was approved by the Ethics Committee of Zhejiang University College of Medicine (No. ZGL201606-1-2), and all participants gave their written informed consents (the informed consents of the young adolescents were signed by their guardians).

Likert scale

Likert scale was used to investigate the intensity ratings of the perceived musical emotion from each participant. In the current study, we defined the scale with nine grades (from 0 to 8); the larger the number, the stronger the emotion a participant perceived. Zero indicates that the intensity of perceived emotion is very low or approaches to peace, 1 indicates the intensity is weak, 4 indicates it is moderate, and 8 indicates the strongest intensity.

Musical excerpts and procedure

In order to construct a musical database, we set up a list of emotional labels containing as many names of emotion as possible, which included 13 musical emotions (ie, sad, fanciful, frustrated, agitated, longing, dreamy, passionate, mysterious, scared, dramatic, delicate, bluesy, and happy) as proposed in a lexical study.¹⁵ Bearing these emotions in mind, 66 excerpts of nonvocal music, most of which were classical, were chosen by two well-experienced professors of musicology (also our coauthors: one PhD holder, TD; and one master's holder, YY).

Then, the preliminary 66 musical excerpts were presented to seven judges: the above-mentioned two musicology professors and other five of our co-authors (one PhD holder in musicology, LS; one PhD holder in psychiatry, WW; one MD

candidate, CS; one master's candidate in psychiatry, CW; and one master's candidate in psychology, MW). The judges were asked to listen to the musical excerpts and to decide whether they conveyed significantly salient emotions. Each excerpt was voted on by seven judges independently. If an excerpt received more than four "no" votes, it was dismissed. If an excerpt received three "yes" and three "no" votes, the seventh judge (WW) made the final decision. Finally, 60 musical excerpts were retained to form a MATRIX. Table 1 illustrates the information about the MATRIX musical excerpts, and the related musical scores (texts) will be available upon request to the authors. The mean duration of these excerpts was 30.72 seconds (with SD 9.51) and ranged from 16 to 62 seconds, and the different durations were due to different needs for bearing salient emotions.

Figure 1 illustrates the general procedure of the experiment. Participants were led to a quiet room to have rest for 5 minutes. Later, they were explained that the present study was designed to delineate musical emotions. They were then asked to listen to the 60 musical excerpts one by one with an interval of 6 seconds in between as designed in previous studies.⁶ Without warning of start or end, these excerpts were presented only once through headphones, played by a computer MUSIC Jukebox software. The presentation order of the excerpts was randomized, and no more than three successive excerpts belonged to the same putative emotion. During the experiment, participants sat comfortably on the chair and the volume of the music was adjusted to a comfortable level. They were allowed to pause the presentation of music when needed. After listening to each excerpt, they were asked to choose a number corresponding to the emotional intensity they perceived, using the Likert scale (described above). During the experiment, the participants might silently name the emotion they perceived when listening to a musical excerpt, but they were instructed to rate only the intensity of emotion they perceived from that excerpt. The whole experiment lasted about 40 minutes.

Statistical and data analyses

First, the ratings of emotion intensity of the 60 musical excerpts were subjected to a principal axis analysis by a computer program, the Predictive Analytics Software Statistics, Release Version 20.0 (2013; SPSS Inc., Chicago, IL, USA). Factor loadings were rotated orthogonally using the varimax normalized method and the factors (emotion clusters) and their items (musical excerpts) were determined. Then, the number of extracted factors was determined by the scree plot as well as the parallel analysis.²⁸ Then, the fit of factor

Table 1 Information of the 60 musical excerpts: their original sources, start–stop bars, durations (seconds), playing instruments, composers, putative emotions, and acoustic features^a

Num	Sources	Start–stop	Duration	Instruments	Composer	Putative emotion	Acoustic features
M01	Nocturne in C minor B. 108	Bars 1–8	31	Piano	Chopin, Frédéric	Sad	Low tempo, minor mode, low sound level, legato articulation, narrow pitch range, and slow tone attacks
M02	Minuet in G major, BWV Anh. 114	Bars 1–16	23	Violin and harpsichord	Bach, Johann Sebastian	Happy	Medium tempo, major mode, simple and consonant harmony, medium–high sound level, smooth and fluent rhythm
M03	Dream Catcher	Bars 5–12	24	Piano and electronic synthesizer	Rolf, Lovland	Dreamy	Low tempo, minor mode, low sound level, and legato articulation
M04	Women of Ireland	Bars 1–9	36	Flute and electronic synthesizer	Joanie, Madden	Mysterious	Low tempo, sharp contrasts between long and short notes, legato articulation, and bright timbre
M05	Serenade for String Orchestra Op. 48, second movement	Bars 1–20	20	Violin, viola, and cello	Tchaikovsky, Pyotr	Fanciful	Fast tempo, major mode, simple and consonant harmony, and bright timbre
M06	A Comme Amour	Bars 2–10	28	Piano	Pagès, Philippe	Bluesy	Low tempo, minor mode, low sound level, legato articulation, and slow tone attacks
M07	Flight of the Bumble-Bee	Bars 1–38	28	Accordion	Rimsky-Korsakov, Nikolay	Dramatic	Very fast tempo, rapid changes in sound level, small timing variability, spectral noise, and fast tone attacks
M08	Piano Sonata No. 8, Op. 13	Bars 139–169	27	Piano	Beethoven, Ludwig van	Frustrated	Fast tempo, rapid changes in sound level, sharp contrasts between long and short notes, and ascending pitch
M09	The Nutcracker (ballet) Op. 71 Act 2, No. 13, Valse des fleurs	Bars 1–16	26	Orchestra	Tchaikovsky, Pyotr	Dreamy	Slow tempo, legato articulation, medium–low sound level, small sound level variability
M10	Hymn to Hope	Bars 4–12	32	Violin	Rolf, Lovland	Longing	Medium tempo, medium–low sound level, legato articulation, slow tone attacks, and soft timbre
M11	Variations on “Ah, vous dirai-je maman”, K. 265	Bars 1–16	27	Piano	Mozart, Wolfgang Amadeus	Fanciful	Medium tempo, major mode, medium–low sound level, simple rhythm
M12	The Nutcracker (ballet) Op. 71a: Miniature March	Bars 1–16	27	Orchestra	Tchaikovsky, Pyotr	Sacred	Medium tempo, major mode, staccato articulation, and fast tone attacks
M13	Eine Kleine Nachtmusik, K. 525 second movement	Bars 1–8	26	Violin, viola, cello, and doublebass	Mozart, Wolfgang Amadeus	Graceful	Medium tempo, major mode, medium sound level, smooth and fluent rhythm
M14	Beer Barrel Polka	Bars 5–36	31	Accordion	Vejvoda, Jaromír	Happy	Fast tempo, staccato articulation, fast tone attacks, syncopation, simple and consonant harmony
M15	In Our Tears	Bars 1–8	35	Violin and piano	Rolf, Lovland	Bluesy	Slow tempo, minor mode, medium–low sound level, and legato articulation

(Continued)

Table I (Continued)

Num	Sources	Start-stop	Duration	Instruments	Composer	Putative emotion	Acoustic features
M16	Symphony No. 6 in F major, Op. 68, the fourth movement “Gewitter, Sturm”	Bars 41–57	21	Orchestra	Beethoven, Ludwig van	Agitated	Fast tempo, large tempo variability, rapid changes in sound level, fast vibrato rate, wide pitch range, and large pitch contrasts
M17	The Sleeping Beauty (ballet) Op. 66 Act II, No. 17, Panorama	Bars 1–18	38	Orchestra	Tchaikovsky, Pyotr	Longing	Slow tempo, major mode, medium sound level, small intervals, soft contrasts between long and short notes
M18	Evensong	Bars 1–14	35	Vocal and electronic synthesizer	Rolf, Lovland	Mysterious	Slow tempo, legato articulation, wide pitch range, and medium fast vibrato
M19	Six Pieces, Op. 51, No. 6, Valse Sentimentale	Bars 1–20	34	Violin and piano	Tchaikovsky, Pyotr	Sad	Medium tempo, minor mode, wide pitch range, and medium-low sound level
M20	Piano Sonata No. 2, Op. 31, the third movement	Bars 30–67	31	Piano	Beethoven, Ludwig van	Frustrated	Fast tempo, rapid changes in sound level, wide pitch range, fast tone attacks
M21	Loftus Jones	Bars 1–17	26	Violin, bagpipe	Joanie, Madden	Passionate	Fast tempo, staccato articulation, fast tone attacks, and high pitch
M22	Poem	Bars 5–13	37	Violin and piano	Rolf, Lovland	Graceful	Medium-slow tempo, low sound level, wide pitch range, legato articulation, and slow tone attacks
M23	Radetzky March, Op. 228	Bars 1–20	22	Orchestra	Strauss, Johann, Sr	Happy	Fast tempo, major mode, medium-high sound level, micro-structural regularity, and bright timbre
M24	June: Barcarole	Bars 1–12	36	Piano	Tchaikovsky, Pyotr	Bluesy	Slow tempo, minor mode, low sound level, legato articulation, and rubato
M25	L'Arlésienne Suite No. 2, Menute	Bars 1–10	21	Flute, harp	Bizet, Georges	Dreamy	Medium tempo, major mode, ascending pitch, high pitch, soft tone attacks, and legato articulation
M26	The Four Seasons, Spring	Bars 1–10	22	Violin, viola, cello, and doublebass	Vivaldi, Antonio	Passionate	Medium tempo, major mode, large sound level variability, and accents on tonally stable notes
M27	Images, Reflects dans l'eau	Bars 30–33	10	Piano	Debussy, Claude	Agitated	Fast tempo, wide pitch range, dissonant harmony, and complex rhythm
M28	Nocturne	Bars 45–65	49	Violin and electronic synthesizer	Rolf, Lovland	Longing	Medium tempo, minor mode, wide pitch range, legato articulation
M29	The Moonlight Lover	Bars 5–11	29	Cello and erhu	Tan, Dun	Bluesy	Slow tempo, minor mode, legato articulation, slow tone attacks, and small vibrato extent
M30	Etudes Op. 10, No. 12 in C minor “Revolutionary”	Bars 1–10	16	Piano	Chopin, Frédéric	Dramatic	Fast tempo, wide pitch range, high sound level, high note density, and fast tone attacks
M31	Swan Lake (ballet), Op. 20 Act I Scene	Bars 1–9	28	Oboe, harp, violin	Tchaikovsky, Pyotr	Dreamy	Slow tempo, minor mode, legato articulation, and soft timbre
M32	Prelude of the Spring Festival	Bars 1–34	29	Orchestra	Li, Huanzhi	Passionate	Fast tempo, high sound level, high pitch, bright timbre, and accents on tonally stable notes

(Continued)

Table 1 (Continued)

Num	Sources	Start–stop	Duration	Instruments	Composer	Putative emotion	Acoustic features
M33	The Rite of Spring	Bars 9–24	15	Orchestra	Stravinsky, Igor	Agitated	Fast tempo, dissonance, staccato articulation, and large pitch contrasts
M34	The Pledge of Love	Bars 1–15	43	Piano and electronic synthesizer	Pagès, Philippe	Graceful	Medium tempo, small sound level variability, soft contrasts between long and short notes, and micro-structural regularity
M35	Piano Sonata No. 14, Op. 27, No. 2, Adagio Sostenuto	Bars 1–4	23	Piano	Beethoven, Ludwig van	Dreamy	Slow tempo, minor mode, low sound level, and rubato
M36	The Carnival of the Animals, The Aquarium	Bars 1–12	39	Piano and violin	Saint-Saëns, Camille	Mysterious	Medium tempo, high note density, high pitch, and medium–low sound level
M37	Swan Lake (ballet), Op. 20 Act 2, Danse des cygènes	Bars 1–9	23	Tuba and violin	Tchaikovsky, Pyotr	Happy	Fast tempo, minor mode, staccato articulation, and bright timbre
M38	River of Sorrow	Bar 1	60	Orchestra and cello	Huang, Haihuai	Sad	Medium–slow tempo, large timing variability, falling intonation, small vibrato extent, and ritardando
M39	Symphony No. 6 in F major, Op. 68	Bars 17–41	32	Orchestra	Beethoven, Ludwig van	Frustrated	Fast tempo, high sound level, wide pitch range, and high note density
M40	Piano Sonata No. 2 in d minor, Op. 31	Bars 1–21	17	Piano	Beethoven, Ludwig van	Fanciful	Fast tempo, smooth and fluent rhythm, small timing variability, and medium sound level
M41	Symphony No. 3 in Eb major Op. 55 “eroicae”	Bars 382–398	47	Orchestra	Beethoven, Ludwig van	Sacred	Medium tempo, accents on tonally stable note, firm rhythm, and narrow pitch range
M42	Swan Lake (ballet), Op. 20 Act 3, No. 23, Mazurka	Bars 1–24	34	Orchestra	Tchaikovsky, Pyotr	Passionate	Fast tempo, high sound level, small sound level variability, and high pitch
M43	Adagio	Bars 2–6	17	Violin, cello, and electronic synthesizer	Rolf, Lovland	Graceful	Slow tempo, high sound level, legato articulation, soft timbre, and slow tone attacks
M44	The Carnival of the Animals, The Swan	Bars 1–5	33	Cello and piano	Saint-Saëns, Camille	Bluesy	Slow tempo, falling intonation, medium–low sound level, legato articulation, and soft timbre
M45	Peer Gynt Suite No. 2, Op. 55, “Solveigs sang”	Bars 8–17	36	Flute, harp	Grieg, Edvard	Dreamy	Slow tempo, minor mode, legato articulation, slow tone attacks, and soft timbre
M46	Five Orchestra Pieces, Op. 16, No. 5	Bars 1–17	24	Orchestra	Schoenberg, Arnold	Agitated	Large tempo variability, dissonant harmony, atonality, sharp contrasts between long and short notes
M47	Symphony No. 4 in f minor Op. 36 Finale	Bars 17–59	62	Orchestra	Tchaikovsky, Pyotr	Dramatic	Fast tempo, high sound level, high note density, accents on tonally stable note, and firm rhythm
M48	Homesick Song	Bars 1–8	24	Violin and piano	Ma, Sicong	Bluesy	Slow tempo, minor mode, legato articulation, and narrow pitch range
M49	Symphony No. 6 in b minor Op. 74, fourth movement	Bars 19–25	25	Orchestra	Tchaikovsky, Pyotr	Frustrated	Slow tempo, minor mode, large timing variability, and rubato

(Continued)

Table 1 (Continued)

Num	Sources	Start–stop	Duration	Instruments	Composer	Putative emotion	Acoustic features
M50	Poem	Bars 69–75	31	Violin and electronic synthesizer	Rolf, Lovland	Sad	Medium–slow tempo, minor mode, legato articulation, and soft timbre
M51	The Girl With The Flaxen Hair	Bars 7–17	41	Violin and piano	Debussy, Claude	Longing	Slow tempo, high pitch, medium–low sound level, and legato articulation
M52	Double Concertos	Bars 1–10	29	Violin and viola	Bach, Johann Sebastian	Sacred	Medium tempo, firm rhythm, minor mode, and micro-structural regularity
M53	Children of the River	Bars 1–9	32	Bamboo flute and electronic synthesizer	Rolf, Lovland	Mysterious	Medium tempo, large timing variability, and small vibrato extent
M54	Couleur Tendresse	Bars 1–9	30	Piano	Pagès, Philippe	Graceful	medium tempo, medium–low sound level, slow tone attacks, and soft timbre
M55	Swan Lake (ballet), Op. 20 Act 3, Danse Napolitaine	Bars 5–15	25	Trumpet and orchestra	Tchaikovsky, Pyotr	Happy	Medium tempo, staccato articulation, syncopation, and bright timbre
M56	Dance of Sarasvati	Bars 1–16	38	Electronic synthesizer	Masanori, Takahashi	Mysterious	Medium tempo, medium–low sound level, and large pitch range
M57	Serenade to Spring	Bars 4–28	49	Violin and piano	Rolf, Lovland	Longing	Medium tempo, medium–low sound level, narrow pitch range, simple rhythm, and bright timbre
M58	Swan Lake (ballet), Op. 20 Act 3, No. 21, Danse Espagnole	Bars 1–18	23	Flute and orchestra	Tchaikovsky, Pyotr	Dramatic	Fast tempo, large sound level variability, staccato articulation, syncopation, and bright timbre
M59	Divertimento in D major, K. 334, third movement, Menuetto	Bars 1–16	26	Violin and electronic synthesizer	Mozart, Wolfgang Amadeus	Fanciful	Medium tempo, major mode, simple rhythm, soft contrasts between long and short notes
M60	The Blue Danube	Bars 2–11	33	Orchestra	Strauss, Johann, Jr	Sacred	Slow tempo, minor mode, large timing variability, rubato, and slow tone attacks

Note: *The 38 excerpts finally retained are given in bold for clarity.

model was evaluated by AMOS,²⁹ a CFA for the structural equation modeling on the same participant sample to evaluate the preliminary test of the model fit proposed by EFA. We conducted both EFA and CFA on the same sample for a cross-validation procedure as conducted previously.^{30–32}

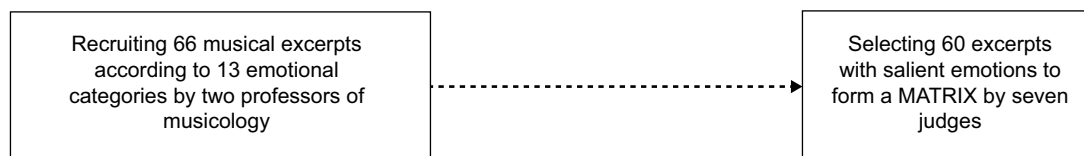
The factors whose items conveyed significantly different emotions were subjected to a second round of principal axis analysis to obtain sub-factors (facets). Again, the facet loadings were rotated orthogonally via the varimax normalized method. The number of extracted facets in the following analysis was determined by the scree plot and eigenvalues. Items which were loaded less heavily (below 0.4) on the target facet or cross-loaded heavily (above 0.4) were removed. As performed in the first-level factor, the facet model was evaluated via CFA and the goodness of

fit of final model was tested. Then, the internal reliabilities (Cronbach's α values) of each facet were analyzed. Finally, we applied two-way ANOVA (Gender \times Emotion) to detect the perceived emotional intensity differences between gender and emotion. Once significance was detected, the post hoc test of the least significant difference method was conducted to detect the effect of gender or emotion. A P -value <0.05 was considered as significant.

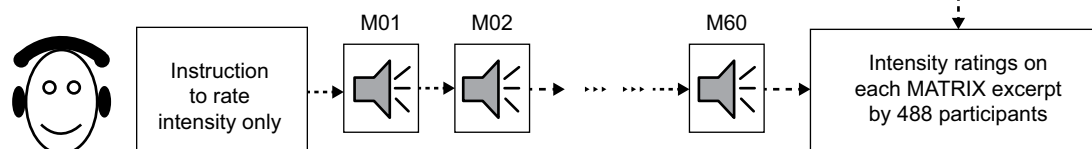
Results

The principal axis factor analysis revealed nine eigenvalues higher than 1.0, which were 20.42, 4.55, 2.58, 1.62, 1.32, 1.26, 1.16, 1.06, and 1.03, respectively. The scree plot (Figure 2) indicated approximately four factors, which were the same as parallel analysis indicated. The first three, four, five,

Material preparation



Experiments



Statistical analyses and emotional structure confirming

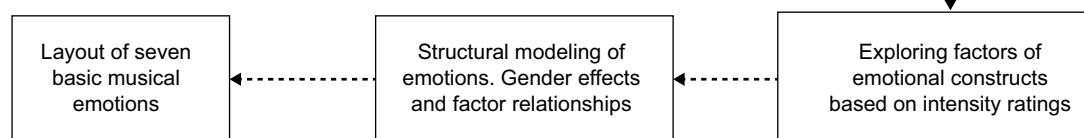


Figure 1 Flowchart of the experimental design.

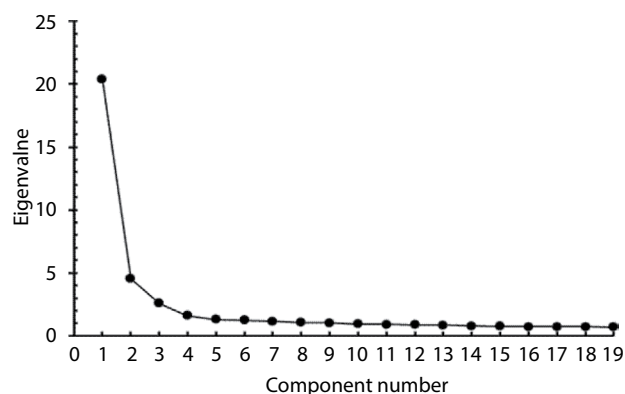


Figure 2 Scree plot from the exploratory factor analysis of the intensity ratings on 60 musical excerpts in 488 participants.

and six factors accounted for 45.92%, 48.61%, 50.81%, and 52.91% of the total variance, respectively. Hence, we established three-, four-, five-, and six-factor modeling, and then evaluated the model fit parameters; the results indicated that three-factor model was the most suitable one (Table 2). These three factors contained 26, 17, and 17 music excerpts, with Cronbach's α values of 0.95, 0.92, and 0.91, respectively.

For factor 1, the ratings of intensity of emotion on the 26 excerpts were analyzed again by principal axis factor analysis, and the varimax normalized method rotation, for

the second-order layout. Three facets with eigenvalues of 11.02, 1.37, and 1.09, respectively, came out, accounting for 51.88% of the total variance. With the loading criteria, three excerpts (M13, M22, and M34) were removed from the first facet and three (M18, M38, and M56) from the third. Out of the remaining ones, two excerpts (M15 and M25) within the first facet and two (M06 and M36) within the second facet which displayed distinct emotion from the others were deleted. Eventually, the first facet consisting of seven excerpts, mostly in minor mode, played by instruments such as piano, oboe, flute, and violin, expressed with slow tempo, little variability of sound level, soft change between long and short notes, legato melody with long phrases, and soft timbre, was named Tenderness. The second facet with five excerpts possessing moderate tempo, simple and consonant harmony, high pitch range, firm rhythm, and fast tone attack was named Happiness. Consistent with the first facet, the melodic instruments used in the excerpts were violin and piano. The third facet with four excerpts featured with slow tempo, low note density, minor mode, little pitch variability, consonant harmony, descending melodic lines, and soft timbre, was played by flute, violin, and cello, and was called Sadness. The internal consistencies of these three facets were 0.85, 0.80, and 0.72, respectively (Table 3).

Table 2 Model fit parameters based on the first-order analyses in 488 participants

Factor model	χ^2/df	Goodness of fit index	Adjusted goodness of fit index	Tucker–Lewis index	Comparative fit index	Root mean square error of approximation	Standardized root square residual
Three-factor model	2.78	0.72	0.70	0.79	0.80	0.060	0.070
Four-factor model	2.77	0.72	0.70	0.79	0.80	0.060	0.073
Five-factor model	2.71	0.73	0.71	0.80	0.80	0.059	0.070
Six-factor model	2.57	0.75	0.73	0.81	0.82	0.057	0.066

Abbreviation: *df*, degrees of freedom.

Table 3 The internal consistencies of seven music domains (second-order level) in all participants ($n=488$) and the intensity ratings (mean \pm SD) of each domain in female ($n=274$) and male ($n=214$) participants

Emotion	Music excerpts	Internal α	Intensity rating	
			Female	Male
Tenderness	M01, M03, M10, M24, M31, M43, M45	0.85	4.30 \pm 1.26	4.22 \pm 1.34
Happiness	M02, M11, M37, M57, M59	0.80	5.02 \pm 1.25	4.97 \pm 1.30
Sadness	M04, M28, M29, M50	0.72	5.07 \pm 1.20	4.92 \pm 1.27
Anger	M08, M16, M20, M33, M39, M41, M42, M52, M58	0.87	5.38 \pm 1.13	5.33 \pm 1.32
Passion	M14, M21, M23, M32	0.80	6.09 \pm 1.15	5.97 \pm 1.21
Depression	M35, M44, M46, M48, M54, M60	0.81	4.30 \pm 1.29	4.23 \pm 1.20
Anxiousness	M27, M30, M40	0.69	4.61 \pm 1.23	4.48 \pm 1.20

For factor 2, the principal axis factor analysis to run for the second-order layout revealed two facets with eigenvalues of 7.57 and 1.23, which accounted for 51.75% of the total variance. According to the loading criteria, two excerpts (M12 and M47) and one excerpt (M26) were removed from the fourth and fifth facets, respectively. Moreover, one excerpt (M07) was excluded from the fifth facet since it expressed distinguished emotion from the others. Finally, the fourth facet including nine musical excerpts with characteristics of more tonal modulations, faster tempo, higher note density, more dissonant and complex harmony, faster tone attacks, and stronger intensity fluctuations was named Anger. The fifth facet with four excerpts was named Passion, accompanying with features of faster tempo, more staccato articulations, higher note density, and stronger intensity fluctuations. In most excerpts with these two emotions, percussion instruments were used frequently to establish an intense atmosphere. The internal consistency was 0.87 for Anger and 0.80 for Passion (Table 3).

For factor 3, two facets with eigenvalues of 7.05 and 1.05 emerged after the second-order oriented principal axis factor analysis, which accounted for 47.65% of the total variance. Two items (M09 and M49) of the sixth facet and three items (M05, M55, and M51) of the seventh facet were removed due to their cross-loadings >0.40 . One item (M53) and other two (M19 and M40) were removed from the sixth

and seventh facets, respectively, due to their less congruence in emotion with the others. The sixth facet with six items was named Depression, with slow tempo, low note density, little intensity fluctuations, and falling melodic lines, and in minor mode. Most excerpts were played with instruments in soft timbre, such as violin, cello, and piano, and French horn which was grouped together in orchestration. The seventh facet with three items exhibiting more tonal modulations, faster tempo, higher note density, stronger intensity fluctuations, and wider pitch range was named Anxiousness. All excerpts were played with piano. The internal consistencies were 0.81 and 0.69 for Depression and Anxiousness, respectively (Table 3).

The remaining 38 music excerpts under seven facets constructed a model with satisfactory construct validities as indicated by parameters such as the χ^2/df of 2.48, goodness of fit index 0.84, adjusted goodness of fit index 0.82, Tucker–Lewis index 0.87, comparative fit index 0.88, root mean square error of approximation 0.055, and standardized root square residual 0.062. There was no gender effect on intensity ratings (Gender effect: $F(1, 487)=1.16$, $P=0.28$, mean square effect [MSE]=7.54; Emotion \times Gender interaction: $F(6, 2,922)=0.26$, $P=0.96$, MSE=0.17), although there was an emotional effect on intensity ratings (Emotion effect: $F(6, 2,922)=293.32$, $P<0.001$, MSE=195.99), as also found in Table 3. The intensity of various emotions compared in

pairs showed any two of these emotions were significantly different, except Sadness and Happiness, and Tenderness and Depression. The intercorrelations (ranging from 0.44 to 0.75) between any two emotions were significant (Table 4).

Discussion

We found seven emotions using both EFA and CFA on the intensity rating of musical excerpts, that is, Tenderness, Happiness, Sadness, Anger, Passion, Depression, and Anxiousness, which partly supported our hypothesis. The parameters of fitting model were satisfactory, indicating the seven music emotion model displayed nice construct validity; the internal α of each emotional domain was also satisfactory, indicating each possessed good internal consistency. Unfortunately, we did not find any gender difference on the intensity ratings on the musical emotions perceived by participants.

Five emotions, that is, Happiness, Sadness, Tenderness, Anger, and Anxiousness, found in our study were well acknowledged as the basic ones in music field.^{19,33,34} They were always among the top ten answers when individuals were asked which emotion might be expressed by music,^{17,35} and they even could be communicated with a high accuracy which was comparable to the facial and vocal emotions.^{21,34} Our results were in line with that these emotions were easily recognized by various populations with a high accuracy.¹⁹ Happiness and Sadness were the most identifiable ones in music,³⁴ for they were relatively effortless to express due to their fairly consistent but different features when referring to their mode and tempo.³⁶ Tenderness was not simply a general positive emotion,³⁷ but was obvious in both music performance and vocal expression, and it was highly recognized in previous studies.²¹ Both Anger and Anxiousness had negative valence and high arousal, but they were different in various aspects.^{21,34,38} For instance, Anxiousness was often categorized into “fear family”, and was an emotion oriented to the future; this feature was different from Anger which was oriented to the present.²¹ Indeed, both fear and anger are associated with acoustic features such as fast tempo, increased sound level variability, and high pitch. However, anger is

conveyed through higher sound level, higher-frequency energy, and more pitch variability than those of fear.³⁴ Furthermore, these two musical emotions function differently; angry stimuli exposure could induce the experience of anger and thus modulated individuals’ own emotion, but anxious listeners hardly immersed themselves into anxiety.^{38,39}

In our study, passion facet first emerged together with Anger, which might be due to that most excerpts with these two emotions were played with not only rhythmic instruments but also colorful instruments such as in percussion. It was similar to Hevner’s adjective circle, where agitated and passionate were in the same cluster.¹³ This affective cluster was characterized by fast tempo, low pitch, firm rhythm, complex harmony, and descending melody.⁴⁰ However, in our study, we found our passionate musical excerpts were accompanied with features of uniform modality and consonant harmony, while musical excerpts in Anger showed increased modal interchanges and dissonant harmony. Therefore, Passion was presented as an independent emotion, as it was characterized to one of the five emotions in a previous report⁴¹ and it was supported that passion together with anger were one of the best labels describing musical emotion.⁴² In addition, in music information retrieval and musical emotion recognition research, passion emerged with the sound and music features such as timbral texture, rhythmic content, and pitch content through various algorithms.^{15,42,43}

In the current study, we found that Depression and Sadness were independent emotions rather than belonging to the “sad family”. In Hevner’s adjective circle, sadness and depression together with other sad-colored adjectives were classified into one domain that reflected sadness-loaded emotion,¹³ which was confirmed in other similar lexical studies.^{14,16,18,44} However, when the participants recognize broad emotion family with a high agreement, they might also perceive nuance within the big emotion family, though with a low agreement.²⁶ For instance, Brown found that the agreement of sorting music into six broad emotions was high, while the agreement of sorting nuances or variants of this quality was low.⁴⁵ Actually, sadness-like emotion possesses many variants such as

Table 4 Inter-relationships between seven musical emotions in 488 participants

	Tenderness	Happiness	Sadness	Anger	Passion	Depression
Happiness	0.72					
Sadness	0.62	0.62				
Anger	0.38	0.47	0.48			
Passion	0.45	0.66	0.53	0.64		
Depression	0.75	0.65	0.52	0.47	0.44	
Anxiousness	0.54	0.51	0.47	0.68	0.47	0.62

Note: All correlations were significant at $P < 0.001$.

passiveness and grief,³³ and people could perceive various sadness-like emotions when listening to sad music.^{44,46} In our study, based on the intensity perceived only, irrespective of the semantic considerations of emotion, we separated the two classes of sad-like music. Our results were supported by a clinical consideration that depression was a severe form or medicalization label of sadness.⁴⁷ Moreover, in music, it has been consistently found that sad music induces negative, positive, and mixed emotions,^{44,48,49} and music-evoked sadness is composed of grief, melancholia, and sweet sorrow.⁵⁰ Although many factors such as personality, memorable experience, preference, and musical expectancy might account for such intriguing results,⁵¹ one possible interpretation is that researchers did not distinguish the subtypes of sadness-like music, since they also conveyed positive emotions such as romance and some blithe beyond sadness.⁴⁴

Intercorrelations between emotions were at medium to high levels in our study. On one hand, it might be due to the intensity rating method, since previous results showed that individuals' background had no effect on emotion ratings.⁵² On the other hand, musical emotions were often experienced in a blended manner, rather than being fully separated.¹⁸ Nonetheless, these intercorrelations reflected the complexity of emotion perception in musical context, for example, a piece of music could express both joy and surprise.⁵² Moreover, mixed emotions expressed in music might produce nuanced feelings, causing low satisfactory agreement on them among individuals.⁵³

The present study has also suffered from some design flaws. Firstly, most musical excerpts were chosen from the classical genre and the number of each musical excerpt was small. Different genres might show different musical emotions. Further studies might be expanded to various genres of music. Moreover, our coauthors acted as judges to filter the musical excerpts, which might be relatively subjective. A more neutral group of specialists rather than coauthors might guarantee stronger quality control of the MATRIX. Secondly, our participants were young adults and less musicologically trained, which might lead to the nonsignificant gender difference as suggested by previous results.⁵⁴ Whether our results could be extended into general or music-specialized population needs to be confirmed. Thirdly, we focused on the intensity only, and whether other methods such as emotion labeling (through categorical or nominal approach) would yield differently remains to be determined. Meanwhile, in order to provide as many musical excerpts with salient emotion as possible, we neither controlled the instruments used, nor the duration or the volume of each musical excerpt strictly, which might affect the intensity ratings of our partici-

pants. Future research might use artificial musical pieces or standardize the musical structure and duration to control the musical emotion perception. Fourthly, many cross-cultural studies have shown that Westerners prefer emotions of higher arousal than the Easterners do.⁵⁵ Our participants were all Chinese; therefore, whether there was a cultural influence on the intensity ratings of our participants remains to be seen.

Conclusion

Our study was free from the influence of lexicons or musicological background, which might provide a new way to delineate basic musical emotions. Indeed, through both EFA and CFA on the intensity ratings only, we have delineated seven musical emotions: Tenderness, Happiness, Sadness, Anger, Passion, Depression, and Anxiousness.

Ethics statement

The research conformed to the Helsinki Declaration concerning human rights and informed consent, and followed correct procedures concerning treatment of humans in research.

Acknowledgments

The authors would like to thank Shanhui Shen, Yaoxi Chen, Hongying Fan, Jiawei Wang, Guorong Ma, Qisha Zhu, Bingren Zhang, and Xu Shao for their assistance during the experiment.

Author contributions

WW conceived the study and participated in the design and coordination of the study. CS, MW, LS, and CW conducted the tests. All authors contributed to data analysis, drafting and revising the article, gave final approval of the version to be published, and agree to be accountable for all aspects of the work.

Disclosure

The study was supported by a grant from the Natural Science Foundation of China (No. 81771475) to the corresponding author Dr Wei Wang. Dr Javier Cabanyes-Truffino is currently working in the Faculty of Psychology, University of Navarre, Pamplona, Spain. The authors report no other conflicts of interest in this work.

References

1. Jain R, Bagdare S. Music and consumption experience: a review. *Int J Retail Distrib Manag.* 2011;39(4):289–302.
2. Saarikallio S, Nieminen S, Brattico E. Affective reactions to musical stimuli reflect emotional use of music in everyday life. *Music Sci.* 2013;17(1):27–39.
3. Finlay KA, Anil K. Passing the time when in pain: investigating the role of musical valence. *Psychomusicology.* 2016;26(1):56–66.

4. Erkkilä J, Gold C, Fachner J, Ala-Ruona E, Punkanen M, Vanhala M. The effect of improvisational music therapy on the treatment of depression: protocol for a randomised controlled trial. *BMC Psychiatry*. 2008;8(1):50.
5. Peretz I. Happy, sad, scary and peaceful musical excerpts for research on emotions. *Cogn Emot*. 2008;22(4):720–752.
6. Song Y, Dixon S, Pearce MT, Halpern AR. Perceived and induced emotion responses to popular music: categorical and dimensional models. *Music Percept*. 2016;33(4):472–492.
7. Russell JA. A circumplex model of affect. *J Pers Soc Psychol*. 1980;39(6):1161–1178.
8. Watson D, Tellegen A. Toward a consensual structure of mood. *Psychol Bull*. 1985;98(2):219–235.
9. Watson D, Wiese D, Vaidya J, Tellegen A. The two general activation systems of affect: structural findings, evolutionary considerations, and psychobiological evidence. *J Pers Soc Psychol*. 1999;76(5):820–838.
10. Bradley MM, Greenwald MK, Petry MC, Lang PJ. Remembering pictures: pleasure and arousal in memory. *J Exp Psychol Learn Mem Cogn*. 1992;18(2):379–390.
11. Rubin DC, Talarico JM. A comparison of dimensional models of emotion: evidence from emotions, prototypical events, autobiographical memories, and words. *Memory*. 2009;17(8):802–808.
12. Khalfa S, Isabelle P, Jean-Pierre B, Manon R. Event-related skin conductance responses to musical emotions in humans. *Neurosci Lett*. 2002;328(2):145–149.
13. Hevner K. Experimental studies of the elements of expression in music. *Am J Psychol*. 1936;48(2):246–268.
14. Farnsworth PR. A study of the Hevner adjective list. *J Aesthet Art Critici*. 1954;13(1):97–103.
15. Li T, Ogiwara M. Detecting emotion in music. Paper presented at: International Symposium/Conference on Music Information Retrieval; October 27–30; 2003; Baltimore, MD, USA.
16. Schubert E. Update of the Hevner adjective checklist. *Percept Mot Skills*. 2003;96(3 Pt 2):1117–1122.
17. Juslin PN, Laukka P. Expression, perception, and induction of musical emotions: a review and a questionnaire study of everyday listening. *J New Music Res*. 2004;33(3):217–238.
18. Zentner M, Grandjean D, Scherer KR. Emotions evoked by the sound of music: characterization, classification, and measurement. *Emotion*. 2008;8(4):494–521.
19. Eerola T, Vuoskoski JK. A review of music and emotion studies: approaches, emotion models, and stimuli. *Music Percept*. 2013;30(3):307–340.
20. Hupka RB, Lenton AP, Hutchison KA. Universal development of emotion categories in natural language. *J Pers Soc Psychol*. 1999;77(2):247–278.
21. Juslin PN, Laukka P. Communication of emotions in vocal expression and music performance: different channels, same code? *Psychol Bull*. 2003;129(5):770–814.
22. Rosellini AJ, Brown TA. The NEO Five-Factor Inventory: latent structure and relationships with dimensions of anxiety and depressive disorders in a large clinical sample. *Assessment*. 2011;18(1):27–38.
23. Clarke DM, Kissane DW, Trauer T, Smith GC. Demoralization, anhedonia and grief in patients with severe physical illness. *World Psychiatry*. 2005;4(2):96–105.
24. Huang J, Fan J, He W, et al. Could intensity ratings of Matsumoto and Ekman's JACFEE pictures delineate basic emotions? A principal component analysis in Chinese university students. *Pers Individ Dif*. 2009;46(3):331–335.
25. Xu Z, Zhu R, Shen C, et al. Selecting pure-emotion materials from the International Affective Picture System (IAPS) by Chinese university students: a study based on intensity-ratings only. *Heliyon*. 2017;3(8):e00389.
26. Juslin PN. What does music express? Basic emotions and beyond. *Front Psychol*. 2013;4(2):596.
27. Biele C, Grabowska A. Sex differences in perception of emotion intensity in dynamic and static facial expressions. *Exp Brain Res*. 2006;171(1):1–6.
28. O'Connor BP. SPSS and SAS programs for determining the number of components using parallel analysis and Velicer's MAP test. *Behav Res Methods Instrum Comput*. 2000;32(3):396–402.
29. Arbuckle JA. *AMOS User's Guide (V. 3.6)*. Chicago, IL: Small Waters Corp.; 1997.
30. Lai JS, Nowinski C, Victorson D, et al. Quality-of-life measures in children with neurological conditions: pediatric Neuro-QOL. *Neurorehabil Neural Repair*. 2012;26(1):36–47.
31. Toyama M, Yamada Y. The relationships among tourist novelty, familiarity, satisfaction, and destination loyalty: beyond the novelty-familiarity continuum. *Int J Mark Stud*. 2012;4(6):10–18.
32. Barry TJ, Hermans D, Lenaert B, Debeer E, Griffith JW. The eacs: attentional control in the presence of emotion. *Pers Individ Dif*. 2013;55(7):777–782.
33. Plutchik R. *The Psychology and Biology of Emotions*. Vol. 2. New York, NY: Harper-Collins; 1994.
34. Lindström E, Juslin PN, Bresin R, Williamson A. "Expressivity comes from within your soul": a questionnaire study of music students' perspectives on expressivity. *Res Stud Music Educ*. 2003;20(1):23–47.
35. Mohn C, Argstatter H, Wilker F-W. Perception of six basic emotions in music. *Psychol Music*. 2011;39(4):503–517.
36. Hunter PG, Schellenberg EG. Music and emotion. In: Jones MR, Fay RR, Popper AN, editors. *Music Perception*. New York: Springer; 2010:129–164.
37. Kalawski JP. Is tenderness a basic emotion? *Motiv Emot*. 2010;34(2):158–167.
38. Sharman L, Dingle GA. Extreme metal music and anger processing. *Front Hum Neurosci*. 2015;9:272.
39. Schwartz GE, Weinberger DA, Singer JA. Cardiovascular differentiation of happiness, sadness, anger, and fear following imagery and exercise. *Psychosom Med*. 1981;43(4):343–364.
40. Hevner K. The affective value of pitch and tempo in music. *Am J Psychol*. 1937;49(4):621–630.
41. Hu X, Downie JS. Exploring mood metadata: relationships with genre, artist and usage metadata. Paper presented at: International Symposium/Conference on Music Information Retrieval; September 23–27; 2007; Vienna, Austria.
42. Skowronek J, McKinney MF, de Par SV. A demonstrator for automatic music mood estimation. Paper presented at: International Symposium/Conference on Music Information Retrieval; September 23–27; 2007; Vienna, Austria.
43. Hu X, Downie JS, Laurier C, Bay M, Ehmann AF. The 2007 MIREX audio mood classification task: lessons learned. Paper presented at: International Symposium/Conference on Music Information Retrieval; September 14–18; 2008; Philadelphia, PA, USA.
44. Kawakami A, Furukawa K, Katahira K, Okanoya K. Sad music induces pleasant emotion. *Front Psychol*. 2013;4:311.
45. Brown R. Music and language. In: Taylor R, editor. *Documentary Report of the Ann Arbor Symposium: Applications of Psychology to the Teaching and Learning of Music*. Reston, VA: Music Educators National Conference; 1981:233–265.
46. Kawakami A, Furukawa K, Okanoya K. Music evokes vicarious emotions in listeners. *Front Psychol*. 2014;5:431.
47. Durà-Vilà G, Littlewood R, Leavey G. Depression and the medicalization of sadness: conceptualization and recommended help-seeking. *Int J Soc Psychiatry*. 2013;59(2):165–175.
48. Eerola T, Peltola HR. Memorable experiences with sad music-reasons, reactions and mechanisms of three types of experiences. *PLoS One*. 2016;11(6):e0157444.
49. Taruffi L, Koelsch S. The paradox of music-evoked sadness: an online survey. *PLoS One*. 2014;9(10):e110490.

50. Peltola H-R, Eerola T. Fifty shades of blue: classification of music-evoked sadness. *Music Sci.* 2016;20(1):84–102.
51. Juslin PN, Sloboda JA, Deutsch D, Deutsch D. Music and emotion. In: Deutsch D, Deutsch D, editors. *The Psychology of Music*. San Diego, CA, USA: Elsevier Academic Press; 2013:583–645.
52. Kallinen K. Emotional ratings of music excerpts in the western art music repertoire and their self-organization in the Kohonen neural network. *Psychol Music.* 2005;33(4):373–393.
53. Juslin PN. Can results from studies of perceived expression in musical performances be generalized across response formats? *Psychomusicology.* 1997;16(1-2):77–101.
54. Robazza C, Macaluso C, D'Urso V. Emotional reactions to music by gender, age, and expertise. *Percept Mot Skills.* 1994;79(2):939–944.
55. Lim N. Cultural differences in emotion: differences in emotional arousal level between the East and the West. *Integr Med Res.* 2016;5(2):105–109.

Psychology Research and Behavior Management

Publish your work in this journal

Psychology Research and Behavior Management is an international, peer-reviewed, open access journal focusing on the science of psychology and its application in behavior management to develop improved outcomes in the clinical, educational, sports and business arenas. Specific topics covered in the journal include: Neuroscience, memory and decision making; Behavior

modification and management; Clinical applications; Business and sports performance management; Social and developmental studies; Animal studies. The manuscript management system is completely online and includes a very quick and fair peer-review system, which is all easy to use. Visit <http://www.dovepress.com/testimonials.php> to read real quotes from published authors.

Submit your manuscript here: <https://www.dovepress.com/psychology-research-and-behavior-management-journal>

Dovepress