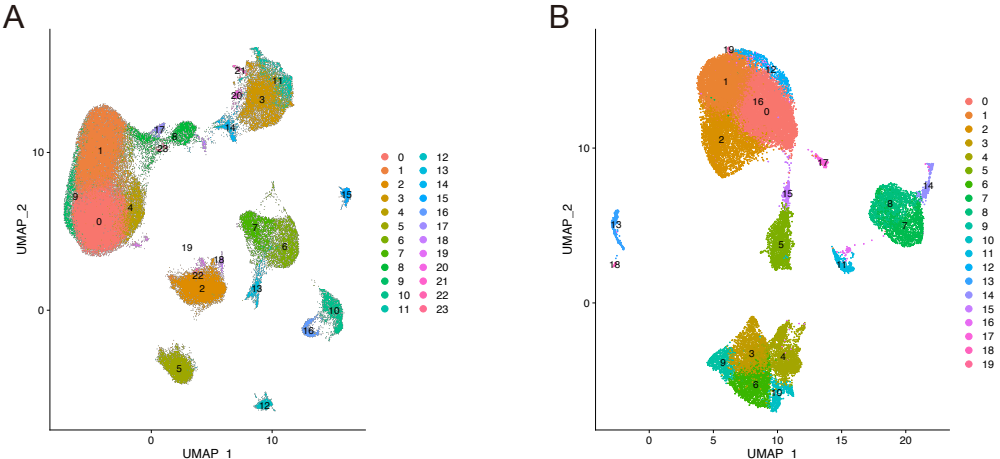

Figure S1 Clusters of pCRC（A） and LM（B） cells.

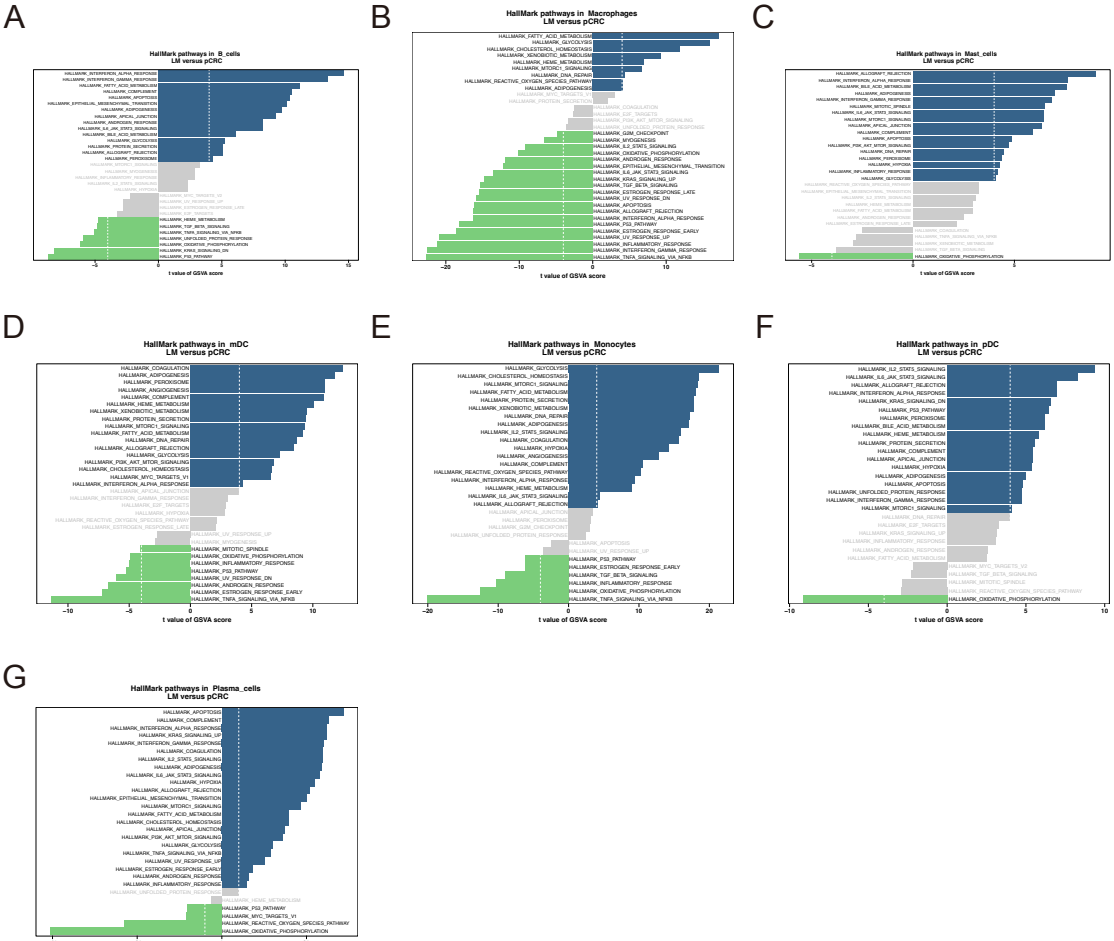

Figure S2 The results of GSVA between LM and pCRC samples in B cells(A), macrophage (B), mast cells (C), mDC(D), monocytes (E), pDC (F),plasma cells(G) subsets. mDC，myeloid dendritic cells；pDC，plasmacytoid dendritic cells.

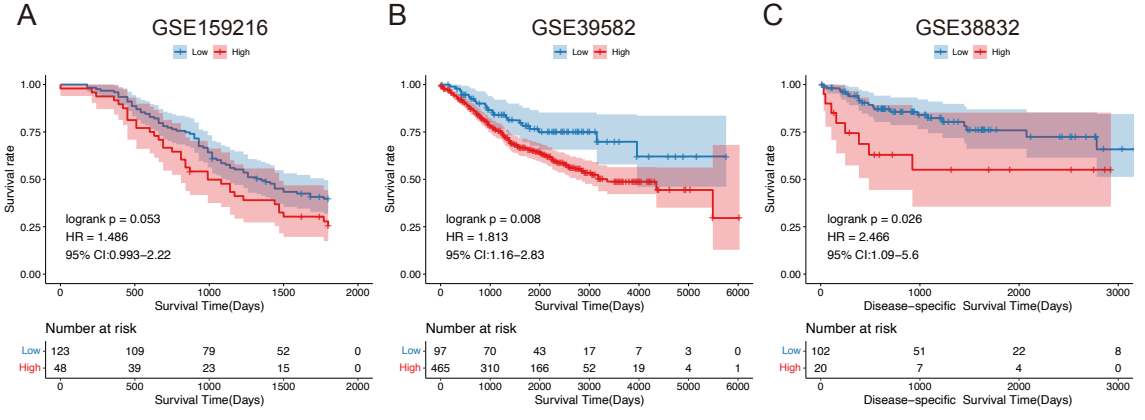

Figure S3 K-M survival analyses demonstrated significantly poorer OS (A-B) and DSS (C) in patients with a high BM index. OS，Overall survival；DSS，Disease-specific survival .

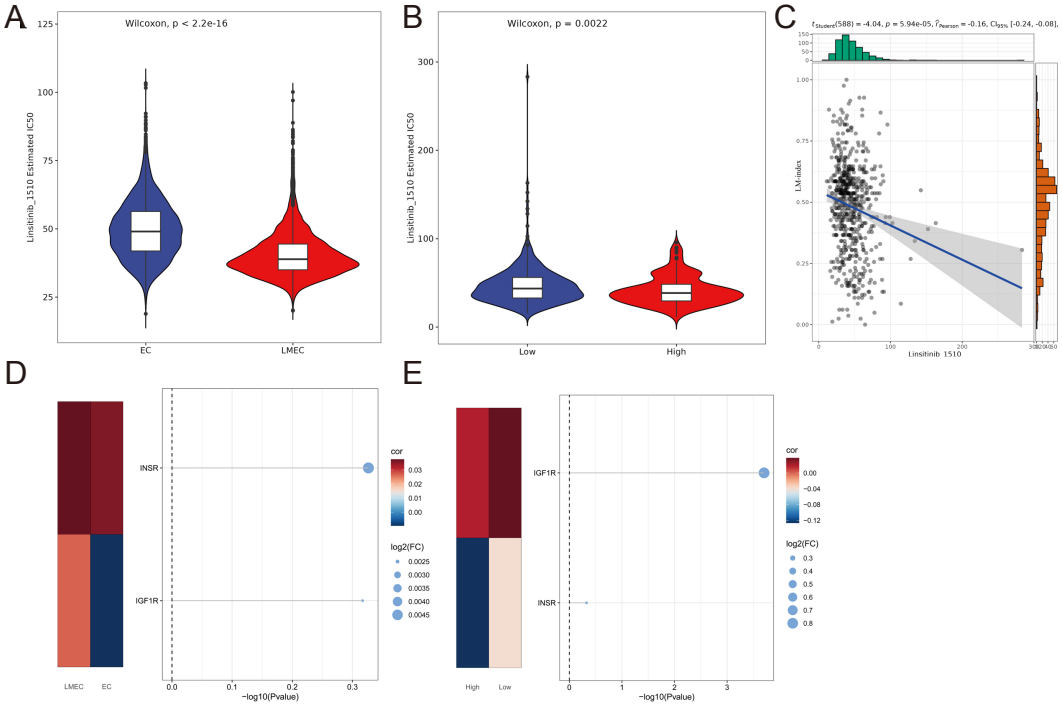

Figure S4 Drug characterization and analysis of Linsitinib_1510.
The differential drug-response analysis in LMECs/ECs(A) ,high/low-LM-index patients(B).
(C)Spearman's correlation analysis of drugs and LM-index.
Spearman's correlation analysis between gene expressions of drug targets and drug-response in LMECs/ECs(D,left panel) , high/low-LM-index patients(E,left panel).
The differential expression analysis of drug targets between LMECs and ECs(D,right panel),high- and low-LM-index patients (E,right panel).

Table S1-Source Data.

Name in this study	run_accession	sample_accession	library_name	data
LM_COL07	GSM5387661	scRNA-seq of liver metastases of colorectal cancer:COL07 liver metastases	COL07_L	GSE178318
pCRC_COL07	GSM5387660	scRNA-seq of liver metastases of colorectal cancer:COL07 primary CRC	COL07_P	GSE178318
LM_COL12	GSM5387663	scRNA-seq of liver metastases of colorectal cancer:COL12 liver metastases	COL12_L	GSE178318
pCRC_COL12	GSM5387662	scRNA-seq of liver metastases of colorectal cancer:COL12 primary CRC	COL12_P	GSE178318
LM_COL16	GSM5387668	scRNA-seq of liver metastases of colorectal cancer:COL16 liver metastases	COL16_L	GSE178318
pCRC_COL16	GSM5387667	scRNA-seq of liver metastases of colorectal cancer:COL16 primary CRC	COL16_P	GSE178318
pCRC_S10	SRR15331895	SAMN20336359	S-10XJM	PRJNA748525
pCRC_S11	SRR15331893	SAMN20336360	S-11XJM	PRJNA748525
pCRC_S12	SRR15331913	SAMN20336361	S-12XJM	PRJNA748525
pCRC_S13	SRR15331911	SAMN20336362	S-13XJM	PRJNA748525
pCRC_S14	SRR15331909	SAMN20336363	S-14XJM	PRJNA748525
pCRC_S1	SRR15331917	SAMN20336351	S-1XJM	PRJNA748525
pCRC_S2	SRR15331915	SAMN20336352	S-2XJM	PRJNA748525
pCRC_S3	SRR15331905	SAMN20336353	S-3XJM	PRJNA748525
pCRC_S5	SRR15331907	SAMN20336354	S-5XJM	PRJNA748525
pCRC_S6	SRR15331903	SAMN20336355	S-6XJM	PRJNA748525
pCRC_S7	SRR15331901	SAMN20336356	S-7XJM	PRJNA748525
pCRC_S8	SRR15331899	SAMN20336357	S-8XJM	PRJNA748525
pCRC_S9	SRR15331897	SAMN20336358	S-9XJM	PRJNA748525
pCRC_S9	SRR15465825	SAMN20336358	S-9XJM	PRJNA748525
pCRC_S9	SRR15465826	SAMN20336358	S-9XJM	PRJNA748525
pCRC_S9	SRR15465827	SAMN20336358	S-9XJM	PRJNA748525
LM_M5784			5784_mCRC	PMC9811165
LM_M5915			5915_mCRC	PMC9811165
LM_M6198			6198_mCRC	PMC9811165
LM_M6335			6335_mCRC	PMC9811165
LM_M6593			6593_mCRC	PMC9811165
LM_M6648			6648_mCRC	PMC9811165
LM_M8640			8640_mCRC	PMC9811165

Table S2-Clinical info of TCGA COAD and READ

barcode	patient	sample	shortLetterCode	definition	project_id	vital_status	days_to_last_follow_up	days_to_death	age_at_diagnosis	os_status	os_time	age_at_diagnosis	gender	ajcc_pathologic_stage	ajcc_pathologic_t	ajcc_pathologic_n	ajcc_pathologic_m
TCGA-AA-A00K-01A-02R-A002-07	TCGA-AA-A00K	TCGA-AA-A00K-01A	TP	Primary solid Tumor	TCGA-COAD	Alive	549	NA	29189	0	549	80	male	Stage IIA	T3	N0	M0
TCGA-D5-5538-01A-01R-1653-07	TCGA-D5-5538	TCGA-D5-5538-01A	TP	Primary solid Tumor	TCGA-COAD	Dead	373	1661	21974	1	1661	60	female	Stage IIIB	T3	N1b	M0
TCGA-AA-A00A-01A-01R-A002-07	TCGA-AA-A00A	TCGA-AA-A00A-01A	TP	Primary solid Tumor	TCGA-COAD	Alive	1157	NA	29463	0	1157	81	male	Stage IIA	T3	N0	M0
TCGA-AA-A02K-01A-03R-A32Y-07	TCGA-AA-A02K	TCGA-AA-A02K-01A	TP	Primary solid Tumor	TCGA-COAD	Dead	0	426	18506	1	426	51	male	Stage IV	T4	N2	M1
TCGA-D5-6922-01A-11R-1928-07	TCGA-D5-6922	TCGA-D5-6922-01A	TP	Primary solid Tumor	TCGA-COAD	Alive	308	NA	27771	0	308	76	male	Stage IIIA	T3	N1	M0
TCGA-AD-5900-01A-11R-1653-07	TCGA-AD-5900	TCGA-AD-5900-01A	TP	Primary solid Tumor	TCGA-COAD	Alive	370	NA	24776	0	370	68	male	Stage I	T2	N0	MX
TCGA-AA-3495-01A-01R-1410-07	TCGA-AA-3495	TCGA-AA-3495-01A	TP	Primary solid Tumor	TCGA-COAD	Alive	1127	NA	28886	0	1127	79	male	Stage I	T2	N0	M0
TCGA-AD-6888-01A-11R-1928-07	TCGA-AD-6888	TCGA-AD-6888-01A	TP	Primary solid Tumor	TCGA-COAD	Dead	155	472	26816	1	472	73	male	Stage IIIB	T3	N1b	M0
TCGA-CA-5256-01A-01R-1410-07	TCGA-CA-5256	TCGA-CA-5256-01A	TP	Primary solid Tumor	TCGA-COAD	Alive	379	NA	19785	0	379	54	female	Stage IIA	T3	N0	M0
TCGA-G4-6299-01A-11R-1774-07	TCGA-G4-6299	TCGA-G4-6299-01A	TP	Primary solid Tumor	TCGA-COAD	Alive	2268	NA	25318	0	2268	69	male	Stage IIIC	T3	N2	M0
TCGA-AZ-4313-01A-01R-1410-07	TCGA-AZ-4313	TCGA-AZ-4313-01A	TP	Primary solid Tumor	TCGA-COAD	Alive	2310	NA	18765	0	2310	51	female	Stage I	T1	N0	M0
TCGA-A6-2686-11A-01R-A32Z-07	TCGA-A6-2686	TCGA-A6-2686-11A	NT	Solid Tissue Normal	TCGA-COAD	Dead	488	1126	29623	1	1126	81	female	Stage IIA	T3	N0	M0
TCGA-AA-3872-01A-01R-1022-07	TCGA-AA-3872	TCGA-AA-3872-01A	TP	Primary solid Tumor	TCGA-COAD	Alive	0	NA	16651	0	0	46	male	Stage IV	T4	N2	M1
TCGA-F4-6854-01A-11R-1928-07	TCGA-F4-6854	TCGA-F4-6854-01A	TP	Primary solid Tumor	TCGA-COAD	Alive	16	NA	28272	0	16	77	female	Stage IIA	T3	N0	M0
TCGA-AA-3977-01A-01R-1022-07	TCGA-AA-3977	TCGA-AA-3977-01A	TP	Primary solid Tumor	TCGA-COAD	Alive	761	NA	23832	0	761	65	male	NA	T2	N0	NA
TCGA-CA-5254-01A-21R-1839-07	TCGA-CA-5254	TCGA-CA-5254-01A	TP	Primary solid Tumor	TCGA-COAD	Alive	386	NA	15415	0	386	42	female	Stage IIA	T3	N0	M0
TCGA-CK-5916-01A-11R-1653-07	TCGA-CK-5916	TCGA-CK-5916-01A	TP	Primary solid Tumor	TCGA-COAD	Dead	NA	643	26024	1	643	71	female	Stage I	T1	N0	M0
TCGA-AA-A03F-01A-11R-A16W-07	TCGA-AA-A03F	TCGA-AA-A03F-01A	TP	Primary solid Tumor	TCGA-COAD	Dead	0	0	32872	1	0	90	female	Stage III	T3	N2	M0
TCGA-AA-A01X-01A-21R-A083-07	TCGA-AA-A01X	TCGA-AA-A01X-01A	TP	Primary solid Tumor	TCGA-COAD	Alive	791	NA	29281	0	791	80	female	Stage III	T2	N1	M0
TCGA-A6-2678-11A-01R-A32Z-07	TCGA-A6-2678	TCGA-A6-2678-11A	NT	Solid Tissue Normal	TCGA-COAD	Alive	1286	NA	16030	0	1286	44	female	Stage IIIB	T3	N1	M0
TCGA-A6-2671-11A-01R-A32Z-07	TCGA-A6-2671	TCGA-A6-2671-11A	NT	Solid Tissue Normal	TCGA-COAD	Dead	1126	1331	31329	1	1331	86	male	Stage IV	T3	N2	M1
TCGA-G4-6304-01A-11R-1928-07	TCGA-G4-6304	TCGA-G4-6304-01A	TP	Primary solid Tumor	TCGA-COAD	Alive	1631	NA	24172	0	1631	66	female	Stage IIB	T4	N0	M0
TCGA-AA-3866-01A-01R-1022-07	TCGA-AA-3866	TCGA-AA-3866-01A	TP	Primary solid Tumor	TCGA-COAD	Alive	518	NA	28672	0	518	79	female	Stage I	T2	N0	M0
TCGA-AY-4071-01A-01R-1113-07	TCGA-AY-4071	TCGA-AY-4071-01A	TP	Primary solid Tumor	TCGA-COAD	Dead	NA	29	23320	1	29	64	female	Stage I	T1	N0	NA
TCGA-AA-3655-01A-02R-1723-07	TCGA-AA-3655	TCGA-AA-3655-01A	TP	Primary solid Tumor	TCGA-COAD	Alive	1856	NA	24896	0	1856	68	male	Stage II	T3	N0	M0
TCGA-AA-3655-11A-01R-1723-07	TCGA-AA-3655	TCGA-AA-3655-11A	NT	Solid Tissue Normal	TCGA-COAD	Alive	1856	NA	24896	0	1856	68	male	Stage II	T3	N0	M0
TCGA-AA-A02E-01A-01R-A00A-07	TCGA-AA-A02E	TCGA-AA-A02E-01A	TP	Primary solid Tumor	TCGA-COAD	Dead	NA	90	30256	1	90	83	female	Stage IV	T3	N1	M1
TCGA-AA-3510-01A-01R-1410-07	TCGA-AA-3510	TCGA-AA-3510-01A	TP	Primary solid Tumor	TCGA-COAD	Alive	1946	NA	25902	0	1946	71	male	Stage II	T3	N0	M0
TCGA-AA-3561-01A-01R-0821-07	TCGA-AA-3561	TCGA-AA-3561-01A	TP	Primary solid Tumor	TCGA-COAD	Alive	424	NA	26420	0	424	72	male	Stage IIA	T3	N0	M0
TCGA-D5-6930-01A-11R-1928-07	TCGA-D5-6930	TCGA-D5-6930-01A	TP	Primary solid Tumor	TCGA-COAD	Alive	406	NA	24764	0	406	68	male	Stage IIA	T3	N0	M0
TCGA-AU-6004-01A-11R-1723-07	TCGA-AU-6004	TCGA-AU-6004-01A	TP	Primary solid Tumor	TCGA-COAD	Alive	824	NA	25259	0	824	69	female	Stage I	T2	N0	M0
TCGA-F4-6461-01A-11R-1774-07	TCGA-F4-6461	TCGA-F4-6461-01A	TP	Primary solid Tumor	TCGA-COAD	Dead	0	338	15151	1	338	42	female	Stage IIIC	T4b	N2	M0
TCGA-AA-3675-01A-02R-0905-07	TCGA-AA-3675	TCGA-AA-3675-01A	TP	Primary solid Tumor	TCGA-COAD	Alive	1431	NA	30801	0	1431	84	male	Stage II	T3	N0	M0
TCGA-D5-6926-01A-11R-1928-07	TCGA-D5-6926	TCGA-D5-6926-01A	TP	Primary solid Tumor	TCGA-COAD	Alive	275	NA	23768	0	275	65	male	Stage IIIB	T4a	N1	M0
TCGA-A6-2684-01A-01R-A278-07	TCGA-A6-2684	TCGA-A6-2684-01A	TP	Primary solid Tumor	TCGA-COAD	Alive	1127	NA	27708	0	1127	76	female	Stage I	T2	N0	M0
TCGA-CM-5868-01A-01R-1653-07	TCGA-CM-5868	TCGA-CM-5868-01A	TP	Primary solid Tumor	TCGA-COAD	Alive	518	NA	21672	0	518	59	female	Stage IVA	T4a	N1a	M1a
TCGA-AA-A00O-01A-02R-A089-07	TCGA-AA-A00O	TCGA-AA-A00O-01A	TP	Primary solid Tumor	TCGA-COAD	Alive	822	NA	30316	0	822	83	female	Stage IIIC	T3	N2	M0
TCGA-AA-3527-01A-01R-0821-07	TCGA-AA-3527	TCGA-AA-3527-01A	TP	Primary solid Tumor	TCGA-COAD	Alive	0	NA	32871	0	0	90	female	Stage IIA	T3	N0	M0
TCGA-AA-3712-01A-21R-1723-07	TCGA-AA-3712	TCGA-AA-3712-01A	TP	Primary solid Tumor	TCGA-COAD	Alive	0	NA	23831	0	0	65	male	Stage III	T3	N2	M0
TCGA-D5-5540-01A-01R-1653-07	TCGA-D5-5540	TCGA-D5-5540-01A	TP	Primary solid Tumor	TCGA-COAD	Alive	1706	NA	26972	0	1706	74	male	Stage IIA	T3	N0	M0
TCGA-A6-6137-01A-11R-1774-07	TCGA-A6-6137	TCGA-A6-6137-01A	TP	Primary solid Tumor	TCGA-COAD	Alive	824	NA	20095	0	824	55	male	Stage IIIB	T3	N1c	M0
TCGA-A6-5667-01A-21R-1723-07	TCGA-A6-5667	TCGA-A6-5667-01A	TP	Primary solid Tumor	TCGA-COAD	Alive	887	NA	14756	0	887	40	female	Stage IIIB	T3	N1a	MX
TCGA-G4-6628-01A-11R-1839-07	TCGA-G4-6628	TCGA-G4-6628-01A	TP	Primary solid Tumor	TCGA-COAD	Alive	2424	NA	28772	0	2424	79	male	Stage I	T2	N0	M0
TCGA-AY-6196-01A-11R-1723-07	TCGA-AY-6196	TCGA-AY-6196-01A	TP	Primary solid Tumor	TCGA-COAD	Alive	6	NA	17311	0	6	47	male	Stage IIIC	T3	N2b	NA
TCGA-AA-3693-01A-01R-0905-07	TCGA-AA-3693	TCGA-AA-3693-01A	TP	Primary solid Tumor	TCGA-COAD	Alive	0	NA	28459	0	0	78	female	Stage IV	T4	N1	M1
TCGA-CK-5913-01A-11R-1653-07	TCGA-CK-5913	TCGA-CK-5913-01A	TP	Primary solid Tumor	TCGA-COAD	Alive	1561	NA	21399	0	1561	59	female	Stage IIA	T3	N0	MX
TCGA-AA-3688-01A-01R-0905-07	TCGA-AA-3688	TCGA-AA-3688-01A	TP	Primary solid Tumor	TCGA-COAD	Alive	578	NA	29220	0	578	80	male	Stage IV	T3	N1	M1
TCGA-F4-6460-01A-11R-1774-07	TCGA-F4-6460	TCGA-F4-6460-01A	TP	Primary solid Tumor	TCGA-COAD	Dead	407	972	18637	1	972	51	female	Stage IIIB	T3	N1	M0
TCGA-AA-3548-01A-01R-1873-07	TCGA-AA-3548	TCGA-AA-3548-01A	TP	Primary solid Tumor	TCGA-COAD	Alive	1034	NA	26175	0	1034	72	female	Stage IIIC	T3	N2	M0
TCGA-CM-6172-01A-11R-1653-07	TCGA-CM-6172	TCGA-CM-6172-01A	TP	Primary solid Tumor	TCGA-COAD	Alive	335	NA	25902	0	335	71	female	Stage IIIB	T3	N1a	M0
TCGA-A6-2684-11A-01R-A32Z-07	TCGA-A6-2684	TCGA-A6-2684-11A	NT	Solid Tissue Normal	TCGA-COAD	Alive	1127	NA	27708	0	1127	76	female	Stage I	T2	N0	M0
TCGA-AA-3844-01A-01R-1022-07	TCGA-AA-3844	TCGA-AA-3844-01A	TP	Primary solid Tumor	TCGA-COAD	Alive	454	NA	28521	0	454	78	female	Stage IIIC	T3	N2	M0
TCGA-AZ-4308-01A-01R-1410-07	TCGA-AZ-4308	TCGA-AZ-4308-01A	TP	Primary solid Tumor	TCGA-COAD	Alive	3324	NA	17321	0	3324	47	female	Stage IIIB	T3	N1	M0
TCGA-A6-3808-01A-01R-1022-07	TCGA-A6-3808	TCGA-A6-3808-01A	TP	Primary solid Tumor	TCGA-COAD	Alive	1014	NA	26666	0	1014	73	male	Stage IIA	T3	N0	M0
TCGA-AD-6963-01A-11R-1928-07	TCGA-AD-6963	TCGA-AD-6963-01A	TP	Primary solid Tumor	TCGA-COAD	Alive	834	NA	21294	0	834	58	male	NA	T3	N0	MX
TCGA-AA-A00L-01A-01R-A002-07	TCGA-AA-A00L	TCGA-AA-A00L-01A	TP	Primary solid Tumor	TCGA-COAD	Alive	1157	NA	24319	0	1157	67	male	Stage IIA	T3	N0	M0
TCGA-CM-6161-01A-11R-1653-07	TCGA-CM-6161	TCGA-CM-6161-01A	TP	Primary solid Tumor	TCGA-COAD	Alive	457	NA	13363	0	457	37	female	Stage I	T2	N0	M0
TCGA-AA-3980-01A-02R-1022-07	TCGA-AA-3980	TCGA-AA-3980-01A	TP	Primary solid Tumor	TCGA-COAD	Alive	242	NA	32630	0	242	89	female	Stage I	T2	N0	M0
TCGA-CM-5341-01A-01R-1410-07	TCGA-CM-5341	TCGA-CM-5341-01A	TP	Primary solid Tumor	TCGA-COAD	Alive	884	NA	30163	0	884	83	female	Stage IIIA	T2	N1a	M0

TCGA-CK-4951-01A-01R-1410-07	TCGA-CK-4951	TCGA-CK-4951-01A	TP	Primary solid Tumor	TCGA-COAD	Dead	2134	2134	28982	1	2134	79	female	Stage IIA	T3	N0	M0
TCGA-AA-3712-11A-01R-1723-07	TCGA-AA-3712	TCGA-AA-3712-11A	NT	Solid Tissue Normal	TCGA-COAD	Alive	0	NA	23831	0	0	65	male	Stage III	T3	N2	M0
TCGA-A6-2678-01A-01R-0821-07	TCGA-A6-2678	TCGA-A6-2678-01A	TP	Primary solid Tumor	TCGA-COAD	Alive	1286	NA	16030	0	1286	44	female	Stage IIIB	T3	N1	M0
TCGA-AA-3869-01A-01R-1022-07	TCGA-AA-3869	TCGA-AA-3869-01A	TP	Primary solid Tumor	TCGA-COAD	Dead	0	822	28062	1	822	77	male	Stage IV	T4	N2	M1
TCGA-QG-A5YX-01A-11R-A28H-07	TCGA-QG-A5YX	TCGA-QG-A5YX-01A	TP	Primary solid Tumor	TCGA-COAD	Alive	1003	NA	22617	0	1003	62	female	Stage IIA	T3	N0	MX
TCGA-F4-6808-01A-11R-1839-07	TCGA-F4-6808	TCGA-F4-6808-01A	TP	Primary solid Tumor	TCGA-COAD	Alive	1024	NA	19803	0	1024	54	female	Stage I	T1	N0	M0
TCGA-G4-6306-01A-11R-1774-07	TCGA-G4-6306	TCGA-G4-6306-01A	TP	Primary solid Tumor	TCGA-COAD	Alive	1359	NA	26163	0	1359	72	male	NA	T2	N0	M0
TCGA-G4-6626-01A-11R-1774-07	TCGA-G4-6626	TCGA-G4-6626-01A	TP	Primary solid Tumor	TCGA-COAD	Dead	NA	1	32871	1	1	90	male	Stage IIA	T3	N0	M0
TCGA-G4-6294-01A-11R-1774-07	TCGA-G4-6294	TCGA-G4-6294-01A	TP	Primary solid Tumor	TCGA-COAD	Dead	NA	858	27755	1	858	76	male	Stage IV	T3	N1	M1
TCGA-AA-3858-01A-01R-0905-07	TCGA-AA-3858	TCGA-AA-3858-01A	TP	Primary solid Tumor	TCGA-COAD	Alive	945	NA	24806	0	945	68	male	Stage I	T2	N0	M0
TCGA-DM-A28F-01A-11R-A32Y-07	TCGA-DM-A28F	TCGA-DM-A28F-01A	TP	Primary solid Tumor	TCGA-COAD	Dead	1094	1094	26856	1	1094	74	male	Stage IIIB	T3	N1	M0
TCGA-CA-5797-01A-01R-1653-07	TCGA-CA-5797	TCGA-CA-5797-01A	TP	Primary solid Tumor	TCGA-COAD	Alive	383	NA	20662	0	383	57	male	Stage IIA	T3	N0	M0
TCGA-A6-6138-01A-11R-1774-07	TCGA-A6-6138	TCGA-A6-6138-01A	TP	Primary solid Tumor	TCGA-COAD	Alive	685	NA	22523	0	685	62	male	Stage I	T2	N0	M0
TCGA-G4-6307-01A-11R-1723-07	TCGA-G4-6307	TCGA-G4-6307-01A	TP	Primary solid Tumor	TCGA-COAD	Alive	1674	NA	13648	0	1674	37	female	Stage IIIB	T3	N1	M0
TCGA-A6-5667-11A-01R-1723-07	TCGA-A6-5667	TCGA-A6-5667-11A	NT	Solid Tissue Normal	TCGA-COAD	Alive	887	NA	14756	0	887	40	female	Stage IIIB	T3	N1a	MX
TCGA-AY-6386-01A-21R-1723-07	TCGA-AY-6386	TCGA-AY-6386-01A	TP	Primary solid Tumor	TCGA-COAD	Alive	542	NA	24453	0	542	67	female	Stage IIIB	T3	N1a	M0
TCGA-AZ-4614-01A-01R-1410-07	TCGA-AZ-4614	TCGA-AZ-4614-01A	TP	Primary solid Tumor	TCGA-COAD	Dead	NA	172	26267	1	172	72	female	Stage IVA	T4a	N1	M1
TCGA-AA-3555-01A-01R-0821-07	TCGA-AA-3555	TCGA-AA-3555-01A	TP	Primary solid Tumor	TCGA-COAD	Alive	911	NA	29617	0	911	81	female	Stage IIA	T3	N0	M0
TCGA-AM-5820-01A-01R-1653-07	TCGA-AM-5820	TCGA-AM-5820-01A	TP	Primary solid Tumor	TCGA-COAD	Alive	14	NA	21902	0	14	60	female	Stage IVA	T4a	N2	M1
TCGA-AA-3560-01A-01R-0821-07	TCGA-AA-3560	TCGA-AA-3560-01A	TP	Primary solid Tumor	TCGA-COAD	Alive	608	NA	26359	0	608	72	female	Stage IIIC	T3	N2	M0
TCGA-D5-6541-01A-11R-1723-07	TCGA-D5-6541	TCGA-D5-6541-01A	TP	Primary solid Tumor	TCGA-COAD	Alive	474	NA	18029	0	474	49	male	Stage IIA	T3	N0	M0
TCGA-CM-6676-01A-11R-1839-07	TCGA-CM-6676	TCGA-CM-6676-01A	TP	Primary solid Tumor	TCGA-COAD	Alive	337	NA	30223	0	337	83	male	Stage I	T2	N0	M0
TCGA-A6-6649-01A-11R-1774-07	TCGA-A6-6649	TCGA-A6-6649-01A	TP	Primary solid Tumor	TCGA-COAD	Alive	735	NA	24237	0	735	66	male	Stage IIIB	T3	N1b	M0
TCGA-A6-2671-01A-01R-1410-07	TCGA-A6-2671	TCGA-A6-2671-01A	TP	Primary solid Tumor	TCGA-COAD	Dead	1126	1331	31329	1	1331	86	male	Stage IV	T3	N2	M1
TCGA-AA-3812-01A-01R-0905-07	TCGA-AA-3812	TCGA-AA-3812-01A	TP	Primary solid Tumor	TCGA-COAD	Alive	1066	NA	29980	0	1066	82	female	Stage IIA	T3	N0	M0
TCGA-A6-3807-01A-01R-1022-07	TCGA-A6-3807	TCGA-A6-3807-01A	TP	Primary solid Tumor	TCGA-COAD	Alive	1054	NA	19624	0	1054	54	female	Stage IIIC	T3	N2	M0
TCGA-AA-A01Q-01A-01R-A002-07	TCGA-AA-A01Q	TCGA-AA-A01Q-01A	TP	Primary solid Tumor	TCGA-COAD	Alive	31	NA	17715	0	31	49	female	Stage II	T3	N0	M0
TCGA-AA-3956-01A-02R-1022-07	TCGA-AA-3956	TCGA-AA-3956-01A	TP	Primary solid Tumor	TCGA-COAD	Alive	1035	NA	24045	0	1035	66	male	Stage IIA	T3	N0	M0
TCGA-A6-2681-01A-01R-1410-07	TCGA-A6-2681	TCGA-A6-2681-01A	TP	Primary solid Tumor	TCGA-COAD	Alive	1387	NA	26929	0	1387	74	female	Stage IIA	T3	N0	M0
TCGA-AA-3841-01A-01R-0905-07	TCGA-AA-3841	TCGA-AA-3841-01A	TP	Primary solid Tumor	TCGA-COAD	Alive	1124	NA	24230	0	1124	66	male	Stage IIA	T3	N0	M0
TCGA-CM-4752-01A-01R-1410-07	TCGA-CM-4752	TCGA-CM-4752-01A	TP	Primary solid Tumor	TCGA-COAD	Alive	396	NA	21519	0	396	59	male	Stage IIA	T3	N0	M0
TCGA-WS-AB45-01A-11R-A41B-07	TCGA-WS-AB45	TCGA-WS-AB45-01A	TP	Primary solid Tumor	TCGA-COAD	Alive	2130	NA	NA	0	2130	#VALUE!	female	Stage IIA	T3	N0	MX
TCGA-DM-A280-01A-12R-A16W-07	TCGA-DM-A280	TCGA-DM-A280-01A	TP	Primary solid Tumor	TCGA-COAD	Dead	236	236	25649	1	236	70	female	Stage IIA	T3	N0	M0
TCGA-QG-A5Z2-01A-11R-A28H-07	TCGA-QG-A5Z2	TCGA-QG-A5Z2-01A	TP	Primary solid Tumor	TCGA-COAD	Alive	952	NA	22367	0	952	61	male	Stage I	T2	N0	M0
TCGA-AA-3496-01A-21R-1839-07	TCGA-AA-3496	TCGA-AA-3496-01A	TP	Primary solid Tumor	TCGA-COAD	Alive	31	NA	30438	0	31	83	female	Stage II	T3	N0	M0
TCGA-A6-A56B-01A-31R-A28H-07	TCGA-A6-A56B	TCGA-A6-A56B-01A	TP	Primary solid Tumor	TCGA-COAD	Dead	1595	1711	20903	1	1711	57	male	Stage IIIB	T3	N1	M0
TCGA-A6-6780-01A-11R-A278-07	TCGA-A6-6780	TCGA-A6-6780-01A	TP	Primary solid Tumor	TCGA-COAD	Alive	612	NA	27250	0	612	75	male	Stage IIA	T3	N0	MX
TCGA-4N-A93T-01A-11R-A37K-07	TCGA-4N-A93T	TCGA-4N-A93T-01A	TP	Primary solid Tumor	TCGA-COAD	Alive	146	NA	24523	0	146	67	male	Stage IIIB	T4a	N1b	M0
TCGA-AA-3930-01A-01R-1022-07	TCGA-AA-3930	TCGA-AA-3930-01A	TP	Primary solid Tumor	TCGA-COAD	Dead	0	61	24321	1	61	67	male	Stage IV	T3	N2	M1
TCGA-CK-6747-01A-11R-1839-07	TCGA-CK-6747	TCGA-CK-6747-01A	TP	Primary solid Tumor	TCGA-COAD	Alive	820	NA	32052	0	820	88	female	Stage IIA	T3	N0	MX
TCGA-CA-6715-01A-21R-1839-07	TCGA-CA-6715	TCGA-CA-6715-01A	TP	Primary solid Tumor	TCGA-COAD	Alive	383	NA	23075	0	383	63	male	Stage IIIB	T3	N1	M0
TCGA-A6-3809-01B-04R-A277-07	TCGA-A6-3809	TCGA-A6-3809-01B	TP	Primary solid Tumor	TCGA-COAD	Alive	996	NA	26274	0	996	72	female	Stage IIB	T4	N0	M0
TCGA-G4-6588-01A-11R-1774-07	TCGA-G4-6588	TCGA-G4-6588-01A	TP	Primary solid Tumor	TCGA-COAD	Alive	796	NA	21532	0	796	59	female	Stage IIA	T3	N0	M0
TCGA-AZ-6605-01A-11R-1839-07	TCGA-AZ-6605	TCGA-AZ-6605-01A	TP	Primary solid Tumor	TCGA-COAD	Dead	NA	159	28485	1	159	78	male	Stage IIIB	T4	N1	M0
TCGA-DM-A1D4-01A-21R-A155-07	TCGA-DM-A1D4	TCGA-DM-A1D4-01A	TP	Primary solid Tumor	TCGA-COAD	Dead	2821	2821	29403	1	2821	81	male	Stage IIA	T3	N0	M0
TCGA-F4-6807-01A-11R-1839-07	TCGA-F4-6807	TCGA-F4-6807-01A	TP	Primary solid Tumor	TCGA-COAD	Alive	1309	NA	18690	0	1309	51	female	Stage IIIC	T3	N2b	M0
TCGA-QG-A5YW-01A-11R-A28H-07	TCGA-QG-A5YW	TCGA-QG-A5YW-01A	TP	Primary solid Tumor	TCGA-COAD	Alive	896	NA	20391	0	896	56	female	Stage IIIC	T3	N2b	MX
TCGA-CK-6748-01A-11R-1839-07	TCGA-CK-6748	TCGA-CK-6748-01A	TP	Primary solid Tumor	TCGA-COAD	Alive	61	NA	16529	0	61	45	female	Stage IV	T3	N1	M1
TCGA-A6-5662-01A-01R-1653-07	TCGA-A6-5662	TCGA-A6-5662-01A	TP	Primary solid Tumor	TCGA-COAD	Alive	718	NA	16873	0	718	46	male	Stage IVA	T3	N2	M1
TCGA-CM-6163-01A-11R-1653-07	TCGA-CM-6163	TCGA-CM-6163-01A	TP	Primary solid Tumor	TCGA-COAD	Alive	427	NA	27150	0	427	74	male	Stage I	T1	N0	M0
TCGA-AA-3664-01A-01R-0905-07	TCGA-AA-3664	TCGA-AA-3664-01A	TP	Primary solid Tumor	TCGA-COAD	Alive	1643	NA	27363	0	1643	75	female	Stage II	T3	N0	M0
TCGA-A6-6652-01A-11R-1774-07	TCGA-A6-6652	TCGA-A6-6652-01A	TP	Primary solid Tumor	TCGA-COAD	Alive	751	NA	21638	0	751	59	male	Stage IVA	T3	N0	M1
TCGA-D5-6538-01A-11R-1723-07	TCGA-D5-6538	TCGA-D5-6538-01A	TP	Primary solid Tumor	TCGA-COAD	Alive	521	NA	29194	0	521	80	female	Stage IIIB	T3	N2	M0
TCGA-CM-5860-01A-01R-1653-07	TCGA-CM-5860	TCGA-CM-5860-01A	TP	Primary solid Tumor	TCGA-COAD	Alive	974	NA	16344	0	974	45	male	Stage IIA	T3	N0	M0
TCGA-AA-A01K-01A-01R-A00A-07	TCGA-AA-A01K	TCGA-AA-A01K-01A	TP	Primary solid Tumor	TCGA-COAD	Alive	943	NA	27029	0	943	74	female	Stage IIIC	T3	N2	M0
TCGA-5M-AATA-01A-31R-A41B-07	TCGA-5M-AATA	TCGA-5M-AATA-01A	TP	Primary solid Tumor	TCGA-COAD	NA	NA	NA	NA	NA	0	#VALUE!	NA	NA	NA	NA	NA
TCGA-AA-3532-01A-01R-0821-07	TCGA-AA-3532	TCGA-AA-3532-01A	TP	Primary solid Tumor	TCGA-COAD	Alive	882	NA	23133	0	882	63	male	Stage IIA	T3	N0	M0
TCGA-AA-3696-01A-01R-0905-07	TCGA-AA-3696	TCGA-AA-3696-01A	TP	Primary solid Tumor	TCGA-COAD	Dead	0	153	27667	1	153	76	female	Stage IV	T3	N1	M1
TCGA-G4-6298-01A-11R-1723-07	TCGA-G4-6298	TCGA-G4-6298-01A	TP	Primary solid Tumor	TCGA-COAD	Dead	NA	0	32872	1	0	90	male	Stage IIIB	T4a	N1	MX
TCGA-AA-3681-01A-01R-0905-07	TCGA-AA-3681	TCGA-AA-3681-01A	TP	Primary solid Tumor	TCGA-COAD	Alive	182	NA	28399	0	182	78	female	Stage III	T3	N1	M0
TCGA-G4-6314-01A-11R-1723-07	TCGA-G4-6314	TCGA-G4-6314-01A	TP	Primary solid Tumor	TCGA-COAD	Alive	1093	NA	27958	0	1093	77	female	Stage IV	T3	N2	M1
TCGA-D5-6532-01A-11R-1723-07	TCGA-D5-6532	TCGA-D5-6532-01A	TP	Primary solid Tumor	TCGA-COAD	Alive	555	NA	22344	0	555	61	male	Stage IIA	T3	N0	M0

TCGA-CM-5862-01A-01R-1653-07	TCGA-CM-5862	TCGA-CM-5862-01A	TP	Primary solid Tumor	TCGA-COAD	Dead	NA	153	29493	1	153	81	male	Stage IVA	T3	N1a	M1a
TCGA-CM-5861-01A-01R-1653-07	TCGA-CM-5861	TCGA-CM-5861-01A	TP	Primary solid Tumor	TCGA-COAD	Alive	457	NA	23253	0	457	64	female	Stage IIA	T3	N0	M0
TCGA-AZ-6600-11A-01R-1774-07	TCGA-AZ-6600	TCGA-AZ-6600-11A	NT	Solid Tissue Normal	TCGA-COAD	Dead	NA	368	23581	1	368	65	male	Stage IV	T4	N1	M1
TCGA-AA-A01R-01A-21R-A083-07	TCGA-AA-A01R	TCGA-AA-A01R-01A	TP	Primary solid Tumor	TCGA-COAD	Alive	1065	NA	17289	0	1065	47	male	Stage III	T3	N2	M0
TCGA-AA-3525-11A-01R-A32Z-07	TCGA-AA-3525	TCGA-AA-3525-11A	NT	Solid Tissue Normal	TCGA-COAD	Alive	1	NA	32871	0	1	90	male	Stage IIIB	T3	N1	M0
TCGA-AA-3525-01A-02R-0826-07	TCGA-AA-3525	TCGA-AA-3525-01A	TP	Primary solid Tumor	TCGA-COAD	Alive	1	NA	32871	0	1	90	male	Stage IIIB	T3	N1	M0
TCGA-AA-A00Z-01A-01R-A002-07	TCGA-AA-A00Z	TCGA-AA-A00Z-01A	TP	Primary solid Tumor	TCGA-COAD	Alive	669	NA	25872	0	669	71	male	Stage IIA	T3	N0	M0
TCGA-A6-5659-01A-01R-A278-07	TCGA-A6-5659	TCGA-A6-5659-01A	TP	Primary solid Tumor	TCGA-COAD	Alive	926	NA	30028	0	926	82	male	Stage I	T2	N0	M0
TCGA-A6-4107-01A-02R-1410-07	TCGA-A6-4107	TCGA-A6-4107-01A	TP	Primary solid Tumor	TCGA-COAD	Alive	987	NA	21064	0	987	58	female	Stage IIIB	T3	N1b	M0
TCGA-AZ-6598-11A-01R-1774-07	TCGA-AZ-6598	TCGA-AZ-6598-11A	NT	Solid Tissue Normal	TCGA-COAD	Dead	NA	1503	28182	1	1503	77	female	Stage II	T3	N0	MX
TCGA-AZ-6598-01A-11R-1774-07	TCGA-AZ-6598	TCGA-AZ-6598-01A	TP	Primary solid Tumor	TCGA-COAD	Dead	NA	1503	28182	1	1503	77	female	Stage II	T3	N0	MX
TCGA-AA-3845-01A-01R-1022-07	TCGA-AA-3845	TCGA-AA-3845-01A	TP	Primary solid Tumor	TCGA-COAD	Dead	NA	0	31593	1	0	87	female	Stage IIA	T3	N0	M0
TCGA-G4-6322-01A-11R-1723-07	TCGA-G4-6322	TCGA-G4-6322-01A	TP	Primary solid Tumor	TCGA-COAD	Alive	792	NA	23825	0	792	65	male	Stage IIIB	T3	N1	MX
TCGA-AA-3692-01A-01R-0905-07	TCGA-AA-3692	TCGA-AA-3692-01A	TP	Primary solid Tumor	TCGA-COAD	Dead	0	1095	17167	1	1095	47	female	Stage IV	T3	N2	M1
TCGA-AZ-4323-01A-21R-1839-07	TCGA-AZ-4323	TCGA-AZ-4323-01A	TP	Primary solid Tumor	TCGA-COAD	Dead	NA	43	13755	1	43	38	male	Stage IV	T4	N2	M1
TCGA-A6-6781-01B-06R-A277-07	TCGA-A6-6781	TCGA-A6-6781-01B	TP	Primary solid Tumor	TCGA-COAD	Alive	598	NA	15842	0	598	43	male	Stage IIIC	T4b	N1b	MX
TCGA-AZ-4315-01A-01R-1410-07	TCGA-AZ-4315	TCGA-AZ-4315-01A	TP	Primary solid Tumor	TCGA-COAD	Alive	1776	NA	22340	0	1776	61	male	Stage IIA	T3	N0	M0
TCGA-AA-3534-01A-01R-0821-07	TCGA-AA-3534	TCGA-AA-3534-01A	TP	Primary solid Tumor	TCGA-COAD	Alive	882	NA	28489	0	882	78	female	Stage IIA	T3	N0	M0
TCGA-AA-3534-11A-01R-A32Z-07	TCGA-AA-3534	TCGA-AA-3534-11A	NT	Solid Tissue Normal	TCGA-COAD	Alive	882	NA	28489	0	882	78	female	Stage IIA	T3	N0	M0
TCGA-CA-6718-01A-11R-1839-07	TCGA-CA-6718	TCGA-CA-6718-01A	TP	Primary solid Tumor	TCGA-COAD	Dead	3	306	17109	1	306	47	male	Stage IIA	T3	N0	M0
TCGA-G4-6295-01A-11R-1723-07	TCGA-G4-6295	TCGA-G4-6295-01A	TP	Primary solid Tumor	TCGA-COAD	Alive	254	NA	25758	0	254	71	female	Stage II	T3	N0	M0
TCGA-A6-2677-01A-01R-0821-07	TCGA-A6-2677	TCGA-A6-2677-01A	TP	Primary solid Tumor	TCGA-COAD	Dead	541	740	25143	1	740	69	female	Stage IIIC	T3	N2	M0
TCGA-AD-A5EK-01A-11R-A28H-07	TCGA-AD-A5EK	TCGA-AD-A5EK-01A	TP	Primary solid Tumor	TCGA-COAD	Alive	500	NA	18731	0	500	51	male	Stage I	T2	N0	MX
TCGA-AZ-4616-01A-21R-1839-07	TCGA-AZ-4616	TCGA-AZ-4616-01A	TP	Primary solid Tumor	TCGA-COAD	Dead	NA	156	30043	1	156	82	female	Stage IV	T3	N2	M1
TCGA-D5-6920-01A-11R-1928-07	TCGA-D5-6920	TCGA-D5-6920-01A	TP	Primary solid Tumor	TCGA-COAD	Alive	377	NA	28124	0	377	77	female	Stage IIA	T3	N0	M0
TCGA-F4-6809-01A-11R-1839-07	TCGA-F4-6809	TCGA-F4-6809-01A	TP	Primary solid Tumor	TCGA-COAD	Dead	39	403	19039	1	403	52	female	Stage IVA	T3	N1	M1
TCGA-AZ-6599-01A-11R-1774-07	TCGA-AZ-6599	TCGA-AZ-6599-01A	TP	Primary solid Tumor	TCGA-COAD	Dead	NA	206	26438	1	206	72	male	Stage I	T2	N0	MX
TCGA-DM-A1DA-01A-11R-A155-07	TCGA-DM-A1DA	TCGA-DM-A1DA-01A	TP	Primary solid Tumor	TCGA-COAD	Dead	228	228	26169	1	228	72	female	Stage IIIC	T3	N2	M0
TCGA-DM-A28K-01A-21R-A32Y-07	TCGA-DM-A28K	TCGA-DM-A28K-01A	TP	Primary solid Tumor	TCGA-COAD	Alive	2988	NA	27428	0	2988	75	male	Stage IIA	T3	N0	M0
TCGA-A6-6782-01A-11R-1839-07	TCGA-A6-6782	TCGA-A6-6782-01A	TP	Primary solid Tumor	TCGA-COAD	Alive	617	NA	30012	0	617	82	male	Stage IIB	T4a	N0	MX
TCGA-AA-3531-11A-01R-A32Z-07	TCGA-AA-3531	TCGA-AA-3531-11A	NT	Solid Tissue Normal	TCGA-COAD	Alive	1035	NA	27514	0	1035	75	female	Stage IIA	T3	N0	M0
TCGA-AA-3531-01A-01R-0821-07	TCGA-AA-3531	TCGA-AA-3531-01A	TP	Primary solid Tumor	TCGA-COAD	Alive	1035	NA	27514	0	1035	75	female	Stage IIA	T3	N0	M0
TCGA-A6-2674-01B-04R-A277-07	TCGA-A6-2674	TCGA-A6-2674-01B	TP	Primary solid Tumor	TCGA-COAD	Alive	1331	NA	26292	0	1331	72	male	Stage IV	T3	N2	M1
TCGA-AA-3877-01A-01R-1022-07	TCGA-AA-3877	TCGA-AA-3877-01A	TP	Primary solid Tumor	TCGA-COAD	Alive	943	NA	30377	0	943	83	female	Stage I	T1	N0	M0
TCGA-NH-A6GA-01A-11R-A37K-07	TCGA-NH-A6GA	TCGA-NH-A6GA-01A	TP	Primary solid Tumor	TCGA-COAD	Dead	182	302	21313	1	302	58	male	Stage IIIC	T4a	N2a	MX
TCGA-AA-3986-01A-02R-1022-07	TCGA-AA-3986	TCGA-AA-3986-01A	TP	Primary solid Tumor	TCGA-COAD	Alive	580	NA	26967	0	580	74	male	Stage I	T2	N0	M0
TCGA-CK-4952-01A-01R-1723-07	TCGA-CK-4952	TCGA-CK-4952-01A	TP	Primary solid Tumor	TCGA-COAD	Alive	475	NA	17826	0	475	49	female	Stage IIIC	T4	N2	M0
TCGA-A6-6141-01A-11R-1774-07	TCGA-A6-6141	TCGA-A6-6141-01A	TP	Primary solid Tumor	TCGA-COAD	Alive	255	NA	11391	0	255	31	male	Stage IIA	T3	N0	M0
TCGA-G4-6625-01A-21R-1774-07	TCGA-G4-6625	TCGA-G4-6625-01A	TP	Primary solid Tumor	TCGA-COAD	Alive	2792	NA	28163	0	2792	77	female	Stage IIA	T3	N0	M0
TCGA-AA-A02H-01A-01R-A089-07	TCGA-AA-A02H	TCGA-AA-A02H-01A	TP	Primary solid Tumor	TCGA-COAD	Dead	NA	61	27362	1	61	75	female	Stage IV	T3	N2	M1
TCGA-CK-4948-01B-11R-1653-07	TCGA-CK-4948	TCGA-CK-4948-01B	TP	Primary solid Tumor	TCGA-COAD	Alive	4502	NA	16736	0	4502	46	female	Stage III	T3	N1	M0
TCGA-AD-6964-01A-11R-1928-07	TCGA-AD-6964	TCGA-AD-6964-01A	TP	Primary solid Tumor	TCGA-COAD	Dead	23	331	21457	1	331	59	male	NA	T4a	N2b	NA
TCGA-AA-A022-01A-21R-A16W-07	TCGA-AA-A022	TCGA-AA-A022-01A	TP	Primary solid Tumor	TCGA-COAD	Alive	0	NA	32446	0	0	89	female	Stage II	T4	N0	M0
TCGA-AA-3673-01A-01R-0905-07	TCGA-AA-3673	TCGA-AA-3673-01A	TP	Primary solid Tumor	TCGA-COAD	Alive	1522	NA	19509	0	1522	53	female	Stage II	T3	N0	M0
TCGA-AA-3947-01A-01R-1022-07	TCGA-AA-3947	TCGA-AA-3947-01A	TP	Primary solid Tumor	TCGA-COAD	Alive	1004	NA	22035	0	1004	60	female	Stage IIB	T4	N0	M0
TCGA-AA-3488-01A-01R-1410-07	TCGA-AA-3488	TCGA-AA-3488-01A	TP	Primary solid Tumor	TCGA-COAD	Dead	NA	153	21519	1	153	59	male	Stage IV	T3	N2	M1
TCGA-AA-3970-01A-01R-1022-07	TCGA-AA-3970	TCGA-AA-3970-01A	TP	Primary solid Tumor	TCGA-COAD	Alive	1096	NA	23741	0	1096	65	male	Stage IIA	T3	N0	M0
TCGA-F4-6704-01A-11R-1839-07	TCGA-F4-6704	TCGA-F4-6704-01A	TP	Primary solid Tumor	TCGA-COAD	Alive	47	NA	21949	0	47	60	male	Stage IIIC	T3	N2b	MX
TCGA-AY-A8YK-01A-11R-A41B-07	TCGA-AY-A8YK	TCGA-AY-A8YK-01A	TP	Primary solid Tumor	TCGA-COAD	Alive	573	NA	16140	0	573	44	male	Stage IVA	T3	N2a	M1
TCGA-CM-4750-01A-01R-1410-07	TCGA-CM-4750	TCGA-CM-4750-01A	TP	Primary solid Tumor	TCGA-COAD	Alive	244	NA	12478	0	244	34	female	Stage IIIA	T1	N1b	M0
TCGA-A6-6142-01A-11R-1774-07	TCGA-A6-6142	TCGA-A6-6142-01A	TP	Primary solid Tumor	TCGA-COAD	Alive	763	NA	20485	0	763	56	female	Stage IVA	T3	N1a	M1a
TCGA-AA-3864-01A-01R-1022-07	TCGA-AA-3864	TCGA-AA-3864-01A	TP	Primary solid Tumor	TCGA-COAD	Alive	1612	NA	26237	0	1612	72	male	Stage II	T3	N0	M0
TCGA-AA-3870-01A-01R-1022-07	TCGA-AA-3870	TCGA-AA-3870-01A	TP	Primary solid Tumor	TCGA-COAD	Alive	912	NA	26086	0	912	71	female	Stage IV	T3	N2	M1
TCGA-NH-A5IV-01A-42R-A37K-07	TCGA-NH-A5IV	TCGA-NH-A5IV-01A	TP	Primary solid Tumor	TCGA-COAD	Alive	0	NA	32872	0	0	90	female	Stage IIA	T3	N0	MX
TCGA-CK-5912-01A-11R-1653-07	TCGA-CK-5912	TCGA-CK-5912-01A	TP	Primary solid Tumor	TCGA-COAD	Dead	1466	1493	29938	1	1493	82	male	Stage I	T2	N0	MX
TCGA-AA-3667-01A-01R-0905-07	TCGA-AA-3667	TCGA-AA-3667-01A	TP	Primary solid Tumor	TCGA-COAD	Alive	426	NA	13302	0	426	36	female	Stage I	T2	N0	M0
TCGA-CM-6167-01A-11R-1653-07	TCGA-CM-6167	TCGA-CM-6167-01A	TP	Primary solid Tumor	TCGA-COAD	Alive	456	NA	21031	0	456	58	female	Stage IIIC	T3	N2b	M0
TCGA-AA-3867-01A-01R-1022-07	TCGA-AA-3867	TCGA-AA-3867-01A	TP	Primary solid Tumor	TCGA-COAD	Alive	731	NA	27028	0	731	74	male	Stage IV	T3	N2	M1
TCGA-CM-4743-01A-01R-1723-07	TCGA-CM-4743	TCGA-CM-4743-01A	TP	Primary solid Tumor	TCGA-COAD	Alive	701	NA	25291	0	701	69	male	Stage IIA	T3	N0	M0
TCGA-DM-A28M-01A-12R-A16W-07	TCGA-DM-A28M	TCGA-DM-A28M-01A	TP	Primary solid Tumor	TCGA-COAD	Alive	2895	NA	23043	0	2895	63	male	Stage IIA	T3	N0	M0
TCGA-AA-3554-01A-01R-0826-07	TCGA-AA-3554	TCGA-AA-3554-01A	TP	Primary solid Tumor	TCGA-COAD	Alive	546	NA	22799	0	546	62	female	Stage IIA	T3	N0	M0
TCGA-AA-3517-01A-01R-0821-07	TCGA-AA-3517	TCGA-AA-3517-01A	TP	Primary solid Tumor	TCGA-COAD	Alive	1186	NA	22099	0	1186	61	male	Stage IIA	T3	N0	M0

TCGA-AA-3517-11A-01R-A32Z-07	TCGA-AA-3517	TCGA-AA-3517-11A	NT	Solid Tissue Normal	TCGA-COAD	Alive	1186	NA	22099	0	1186	61	male	Stage IIA	T3	N0	M0
TCGA-AA-3968-01A-01R-1022-07	TCGA-AA-3968	TCGA-AA-3968-01A	TP	Primary solid Tumor	TCGA-COAD	Alive	669	NA	20089	0	669	55	female	Stage I	T2	N0	M0
TCGA-AA-3697-11A-01R-1723-07	TCGA-AA-3697	TCGA-AA-3697-11A	NT	Solid Tissue Normal	TCGA-COAD	Alive	2587	NA	28367	0	2587	78	male	Stage II	T3	N0	M0
TCGA-AA-3516-11A-01R-A32Z-07	TCGA-AA-3516	TCGA-AA-3516-11A	NT	Solid Tissue Normal	TCGA-COAD	Dead	0	396	27303	1	396	75	female	Stage III	T3	N2	M0
TCGA-AA-3949-01A-01R-1022-07	TCGA-AA-3949	TCGA-AA-3949-01A	TP	Primary solid Tumor	TCGA-COAD	Alive	791	NA	32081	0	791	88	female	Stage IIIB	T3	N1	M0
TCGA-A6-5657-01A-01R-A32Z-07	TCGA-A6-5657	TCGA-A6-5657-01A	TP	Primary solid Tumor	TCGA-COAD	Alive	962	NA	23920	0	962	66	male	Stage IIIB	T3	N1	M0
TCGA-G4-6309-01A-21R-1839-07	TCGA-G4-6309	TCGA-G4-6309-01A	TP	Primary solid Tumor	TCGA-COAD	Alive	2600	NA	14729	0	2600	40	female	Stage IIIB	T3	N1	M0
TCGA-A6-5664-01A-21R-1839-07	TCGA-A6-5664	TCGA-A6-5664-01A	TP	Primary solid Tumor	TCGA-COAD	Alive	672	NA	29426	0	672	81	male	Stage IIIC	T4a	N2a	MX
TCGA-CM-6162-01A-11R-1653-07	TCGA-CM-6162	TCGA-CM-6162-01A	TP	Primary solid Tumor	TCGA-COAD	Alive	365	NA	17624	0	365	48	female	Stage IIIB	T3	N1a	M0
TCGA-AA-3814-01A-01R-0905-07	TCGA-AA-3814	TCGA-AA-3814-01A	TP	Primary solid Tumor	TCGA-COAD	Alive	0	NA	31380	0	0	86	female	Stage IIA	T3	N0	M0
TCGA-AA-3680-01A-01R-0905-07	TCGA-AA-3680	TCGA-AA-3680-01A	TP	Primary solid Tumor	TCGA-COAD	Dead	0	335	24655	1	335	68	female	Stage IV	T4	N2	M1
TCGA-D5-6530-01A-11R-1723-07	TCGA-D5-6530	TCGA-D5-6530-01A	TP	Primary solid Tumor	TCGA-COAD	Alive	621	NA	19591	0	621	54	male	Stage I	T2	N0	M0
TCGA-AA-3660-11A-01R-1723-07	TCGA-AA-3660	TCGA-AA-3660-11A	NT	Solid Tissue Normal	TCGA-COAD	Alive	2375	NA	18932	0	2375	52	female	Stage II	T3	N0	M0
TCGA-AA-3556-01A-01R-0821-07	TCGA-AA-3556	TCGA-AA-3556-01A	TP	Primary solid Tumor	TCGA-COAD	Alive	700	NA	28704	0	700	79	male	Stage I	T2	N0	M0
TCGA-CM-6165-01A-11R-1653-07	TCGA-CM-6165	TCGA-CM-6165-01A	TP	Primary solid Tumor	TCGA-COAD	Alive	488	NA	27302	0	488	75	male	Stage IIA	T3	N0	M0
TCGA-AA-3710-01A-01R-1022-07	TCGA-AA-3710	TCGA-AA-3710-01A	TP	Primary solid Tumor	TCGA-COAD	Alive	821	NA	29465	0	821	81	female	Stage IIA	T3	N0	M0
TCGA-D5-6533-01A-11R-1723-07	TCGA-D5-6533	TCGA-D5-6533-01A	TP	Primary solid Tumor	TCGA-COAD	Alive	775	NA	24971	0	775	68	female	NA	T4b	N0	M0
TCGA-AA-3818-01A-01R-0905-07	TCGA-AA-3818	TCGA-AA-3818-01A	TP	Primary solid Tumor	TCGA-COAD	Dead	NA	30	28763	1	30	79	female	Stage IIA	T3	N0	M0
TCGA-AA-A00W-01A-01R-A002-07	TCGA-AA-A00W	TCGA-AA-A00W-01A	TP	Primary solid Tumor	TCGA-COAD	Alive	456	NA	29311	0	456	80	male	Stage I	T1	N0	M0
TCGA-A6-2680-11A-01R-A32Z-07	TCGA-A6-2680	TCGA-A6-2680-11A	NT	Solid Tissue Normal	TCGA-COAD	Alive	1068	NA	26533	0	1068	73	female	Stage II	T3	N0	M0
TCGA-A6-2680-01A-01R-1410-07	TCGA-A6-2680	TCGA-A6-2680-01A	TP	Primary solid Tumor	TCGA-COAD	Alive	1068	NA	26533	0	1068	73	female	Stage II	T3	N0	M0
TCGA-DM-A1D7-01A-11R-A155-07	TCGA-DM-A1D7	TCGA-DM-A1D7-01A	TP	Primary solid Tumor	TCGA-COAD	Dead	405	405	30142	1	405	83	male	Stage IIA	T3	N0	M0
TCGA-DM-A28G-01A-11R-A16W-07	TCGA-DM-A28G	TCGA-DM-A28G-01A	TP	Primary solid Tumor	TCGA-COAD	Dead	1849	1849	27641	1	1849	76	male	Stage IIA	T3	N0	M0
TCGA-A6-2683-01A-01R-0821-07	TCGA-A6-2683	TCGA-A6-2683-01A	TP	Primary solid Tumor	TCGA-COAD	Dead	472	504	20871	1	504	57	female	Stage IV	T4	N0	M1
TCGA-G4-6320-01A-11R-1723-07	TCGA-G4-6320	TCGA-G4-6320-01A	TP	Primary solid Tumor	TCGA-COAD	Alive	804	NA	26840	0	804	74	male	Stage III	T3	N1	MX
TCGA-AA-3549-01A-02R-0821-07	TCGA-AA-3549	TCGA-AA-3549-01A	TP	Primary solid Tumor	TCGA-COAD	Alive	639	NA	25415	0	639	70	male	Stage I	T2	N0	M0
TCGA-AA-3685-01A-02R-A32Z-07	TCGA-AA-3685	TCGA-AA-3685-01A	TP	Primary solid Tumor	TCGA-COAD	Alive	1127	NA	25506	0	1127	70	male	Stage II	T3	N0	M0
TCGA-DM-A282-01A-12R-A16W-07	TCGA-DM-A282	TCGA-DM-A282-01A	TP	Primary solid Tumor	TCGA-COAD	Alive	4233	NA	22265	0	4233	61	female	Stage IIA	T3	N0	M0
TCGA-CM-6171-01A-11R-1653-07	TCGA-CM-6171	TCGA-CM-6171-01A	TP	Primary solid Tumor	TCGA-COAD	Alive	427	NA	28307	0	427	78	female	Stage I	T2	N0	M0
TCGA-F4-6463-01A-11R-1723-07	TCGA-F4-6463	TCGA-F4-6463-01A	TP	Primary solid Tumor	TCGA-COAD	Alive	1087	NA	18804	0	1087	52	male	Stage IIA	T3	N0	M0
TCGA-D5-6539-01A-11R-1723-07	TCGA-D5-6539	TCGA-D5-6539-01A	TP	Primary solid Tumor	TCGA-COAD	Alive	380	NA	16703	0	380	46	female	NA	T3	N0	M0
TCGA-AA-3544-01A-01R-1873-07	TCGA-AA-3544	TCGA-AA-3544-01A	TP	Primary solid Tumor	TCGA-COAD	Alive	426	NA	24959	0	426	68	male	Stage I	T2	N0	M0
TCGA-A6-2685-01A-01R-1410-07	TCGA-A6-2685	TCGA-A6-2685-01A	TP	Primary solid Tumor	TCGA-COAD	Alive	1133	NA	17757	0	1133	49	female	Stage IIA	T3	N0	M0
TCGA-CM-6680-01A-11R-1839-07	TCGA-CM-6680	TCGA-CM-6680-01A	TP	Primary solid Tumor	TCGA-COAD	Alive	366	NA	28701	0	366	79	female	Stage IIIB	T3	N2a	M0
TCGA-AA-A01T-01A-21R-A16W-07	TCGA-AA-A01T	TCGA-AA-A01T-01A	TP	Primary solid Tumor	TCGA-COAD	Alive	1005	NA	23192	0	1005	64	female	Stage III	T3	N1	M0
TCGA-AA-3973-01A-01R-1022-07	TCGA-AA-3973	TCGA-AA-3973-01A	TP	Primary solid Tumor	TCGA-COAD	Alive	397	NA	25536	0	397	70	male	Stage IV	T4	N1	M1
TCGA-F4-6570-01A-11R-1774-07	TCGA-F4-6570	TCGA-F4-6570-01A	TP	Primary solid Tumor	TCGA-COAD	Dead	0	188	28772	1	188	79	female	Stage IIA	T3	N0	M0
TCGA-AA-3984-01A-02R-1022-07	TCGA-AA-3984	TCGA-AA-3984-01A	TP	Primary solid Tumor	TCGA-COAD	Alive	0	NA	22585	0	0	62	female	Stage IIA	T3	N0	M0
TCGA-AD-6890-01A-11R-1928-07	TCGA-AD-6890	TCGA-AD-6890-01A	TP	Primary solid Tumor	TCGA-COAD	Alive	746	NA	23769	0	746	65	male	NA	T1	N0	MX
TCGA-AA-A01D-01A-01R-A00A-07	TCGA-AA-A01D	TCGA-AA-A01D-01A	TP	Primary solid Tumor	TCGA-COAD	Dead	30	334	17318	1	334	47	female	Stage IIIC	T3	N2	M0
TCGA-AD-6899-01A-11R-1928-07	TCGA-AD-6899	TCGA-AD-6899-01A	TP	Primary solid Tumor	TCGA-COAD	Dead	48	176	30693	1	176	84	male	Stage IIIC	T4a	N2b	MX
TCGA-D5-6928-01A-11R-1928-07	TCGA-D5-6928	TCGA-D5-6928-01A	TP	Primary solid Tumor	TCGA-COAD	Alive	354	NA	29411	0	354	81	male	Stage IIA	T3	N0	M0
TCGA-DM-A1D6-01A-21R-A155-07	TCGA-DM-A1D6	TCGA-DM-A1D6-01A	TP	Primary solid Tumor	TCGA-COAD	Dead	570	570	32302	1	570	88	male	Stage IIA	T3	N0	M0
TCGA-AA-A02F-01A-01R-A089-07	TCGA-AA-A02F	TCGA-AA-A02F-01A	TP	Primary solid Tumor	TCGA-COAD	Alive	1216	NA	25051	0	1216	69	female	Stage IV	T3	N1	M1
TCGA-AU-3779-01A-01R-1723-07	TCGA-AU-3779	TCGA-AU-3779-01A	TP	Primary solid Tumor	TCGA-COAD	Alive	441	NA	29460	0	441	81	female	Stage IIA	T3	N0	M0
TCGA-A6-5656-01A-21R-A278-07	TCGA-A6-5656	TCGA-A6-5656-01A	TP	Primary solid Tumor	TCGA-COAD	Alive	1001	NA	27184	0	1001	74	male	Stage I	T2	N0	M0
TCGA-A6-5656-01B-02R-A277-07	TCGA-A6-5656	TCGA-A6-5656-01B	TP	Primary solid Tumor	TCGA-COAD	Alive	1001	NA	27184	0	1001	74	male	Stage I	T2	N0	M0
TCGA-D5-6536-01A-11R-1723-07	TCGA-D5-6536	TCGA-D5-6536-01A	TP	Primary solid Tumor	TCGA-COAD	Alive	543	NA	26890	0	543	74	male	Stage IIA	T3	N0	M0
TCGA-F4-6805-01A-11R-1839-07	TCGA-F4-6805	TCGA-F4-6805-01A	TP	Primary solid Tumor	TCGA-COAD	Alive	1047	NA	21241	0	1047	58	female	Stage IIA	T3	N0	M0
TCGA-AA-A00N-01A-02R-A00A-07	TCGA-AA-A00N	TCGA-AA-A00N-01A	TP	Primary solid Tumor	TCGA-COAD	Dead	NA	122	27667	1	122	76	male	Stage IIB	T4	N0	M0
TCGA-AY-6197-01A-11R-1723-07	TCGA-AY-6197	TCGA-AY-6197-01A	TP	Primary solid Tumor	TCGA-COAD	Alive	652	NA	21957	0	652	60	male	Stage IIA	T3	N0	NA
TCGA-G4-6321-01A-11R-1723-07	TCGA-G4-6321	TCGA-G4-6321-01A	TP	Primary solid Tumor	TCGA-COAD	Alive	672	NA	21921	0	672	60	female	Stage III	T2	N1	MX
TCGA-A6-5656-01A-21R-1839-07	TCGA-A6-5656	TCGA-A6-5656-01A	TP	Primary solid Tumor	TCGA-COAD	Alive	1001	NA	27184	0	1001	74	male	Stage I	T2	N0	M0
TCGA-DM-A28C-01A-11R-A32Y-07	TCGA-DM-A28C	TCGA-DM-A28C-01A	TP	Primary solid Tumor	TCGA-COAD	Dead	2475	2475	27073	1	2475	74	male	Stage IIA	T3	N0	M0
TCGA-AZ-4682-01B-01R-A32Z-07	TCGA-AZ-4682	TCGA-AZ-4682-01B	TP	Primary solid Tumor	TCGA-COAD	Dead	NA	680	22409	1	680	61	male	Stage IVA	T3	N0	M1
TCGA-AZ-6608-01A-11R-1839-07	TCGA-AZ-6608	TCGA-AZ-6608-01A	TP	Primary solid Tumor	TCGA-COAD	Dead	NA	59	20094	1	59	55	female	Stage IIIA	T2	N1	M0
TCGA-AZ-6599-11A-01R-1774-07	TCGA-AZ-6599	TCGA-AZ-6599-11A	NT	Solid Tissue Normal	TCGA-COAD	Dead	NA	206	26438	1	206	72	male	Stage I	T2	N0	MX
TCGA-CM-6675-01A-11R-1839-07	TCGA-CM-6675	TCGA-CM-6675-01A	TP	Primary solid Tumor	TCGA-COAD	Alive	397	NA	12935	0	397	35	male	Stage IVB	T3	N2b	M1b
TCGA-AA-3660-01A-01R-1723-07	TCGA-AA-3660	TCGA-AA-3660-01A	TP	Primary solid Tumor	TCGA-COAD	Alive	2375	NA	18932	0	2375	52	female	Stage II	T3	N0	M0
TCGA-A6-2683-11A-01R-A32Z-07	TCGA-A6-2683	TCGA-A6-2683-11A	NT	Solid Tissue Normal	TCGA-COAD	Dead	472	504	20871	1	504	57	female	Stage IV	T4	N0	M1
TCGA-D5-6531-01A-11R-1723-07	TCGA-D5-6531	TCGA-D5-6531-01A	TP	Primary solid Tumor	TCGA-COAD	Alive	540	NA	27633	0	540	76	male	Stage IIA	T3	N0	M0
TCGA-AA-3846-01A-01R-1022-07	TCGA-AA-3846	TCGA-AA-3846-01A	TP	Primary solid Tumor	TCGA-COAD	Alive	518	NA	27057	0	518	74	female	Stage IIA	T3	N0	M0

TCGA-A6-2685-11A-01R-A32Z-07	TCGA-A6-2685	TCGA-A6-2685-11A	NT	Solid Tissue Normal	TCGA-COAD	Alive	1133	NA	17757	0	1133	49	female	Stage IIA	T3	N0	M0
TCGA-D5-6537-01A-11R-1723-07	TCGA-D5-6537	TCGA-D5-6537-01A	TP	Primary solid Tumor	TCGA-COAD	Dead	137	146	23381	1	146	64	male	Stage IIIB	T3	N1a	MX
TCGA-A6-5661-01B-05R-2302-07	TCGA-A6-5661	TCGA-A6-5661-01B	TP	Primary solid Tumor	TCGA-COAD	Alive	1020	NA	29446	0	1020	81	female	Stage IIA	T3	N0	M0
TCGA-CM-5864-01A-01R-1653-07	TCGA-CM-5864	TCGA-CM-5864-01A	TP	Primary solid Tumor	TCGA-COAD	Alive	457	NA	22219	0	457	61	male	Stage I	T2	N0	M0
TCGA-AA-3520-11A-01R-A32Z-07	TCGA-AA-3520	TCGA-AA-3520-11A	NT	Solid Tissue Normal	TCGA-COAD	Alive	731	NA	31531	0	731	86	female	Stage II	T3	N0	M0
TCGA-AA-A00J-01A-02R-A002-07	TCGA-AA-A00J	TCGA-AA-A00J-01A	TP	Primary solid Tumor	TCGA-COAD	Alive	549	NA	29371	0	549	80	male	Stage IIIB	T4	N1	M0
TCGA-RU-A8FL-01A-11R-A37K-07	TCGA-RU-A8FL	TCGA-RU-A8FL-01A	TP	Primary solid Tumor	TCGA-COAD	Alive	1177	NA	18975	0	1177	52	male	Stage IIIB	T3	N2a	MX
TCGA-D5-6929-01A-31R-1928-07	TCGA-D5-6929	TCGA-D5-6929-01A	TP	Primary solid Tumor	TCGA-COAD	Alive	408	NA	17919	0	408	49	female	Stage IV	T3	N1	M1
TCGA-AA-3861-01A-01R-1022-07	TCGA-AA-3861	TCGA-AA-3861-01A	TP	Primary solid Tumor	TCGA-COAD	Alive	914	NA	26602	0	914	73	male	Stage IIA	T3	N0	M0
TCGA-AD-A5EJ-01A-11R-A28H-07	TCGA-AD-A5EJ	TCGA-AD-A5EJ-01A	TP	Primary solid Tumor	TCGA-COAD	Alive	0	NA	27180	0	0	74	female	Stage IIA	T3	N0	MX
TCGA-G4-6586-01A-11R-1774-07	TCGA-G4-6586	TCGA-G4-6586-01A	TP	Primary solid Tumor	TCGA-COAD	Alive	1089	NA	27020	0	1089	74	female	Stage IIA	T3	N0	M0
TCGA-A6-6650-01A-11R-A278-07	TCGA-A6-6650	TCGA-A6-6650-01A	TP	Primary solid Tumor	TCGA-COAD	Alive	627	NA	25516	0	627	70	female	Stage IIA	T3	N0	M0
TCGA-G4-6302-01A-11R-1723-07	TCGA-G4-6302	TCGA-G4-6302-01A	TP	Primary solid Tumor	TCGA-COAD	Dead	0	0	32872	1	0	90	female	Stage IIA	T3	N0	M0
TCGA-A6-5661-01A-01R-1653-07	TCGA-A6-5661	TCGA-A6-5661-01A	TP	Primary solid Tumor	TCGA-COAD	Alive	1020	NA	29446	0	1020	81	female	Stage IIA	T3	N0	M0
TCGA-A6-2674-01A-02R-0821-07	TCGA-A6-2674	TCGA-A6-2674-01A	TP	Primary solid Tumor	TCGA-COAD	Alive	1331	NA	26292	0	1331	72	male	Stage IV	T3	N2	M1
TCGA-A6-5665-01A-01R-1653-07	TCGA-A6-5665	TCGA-A6-5665-01A	TP	Primary solid Tumor	TCGA-COAD	Alive	671	NA	30915	0	671	85	female	Stage IIA	T3	N0	M0
TCGA-A6-2684-01C-08R-A277-07	TCGA-A6-2684	TCGA-A6-2684-01C	TP	Primary solid Tumor	TCGA-COAD	Alive	1127	NA	27708	0	1127	76	female	Stage I	T2	N0	M0
TCGA-A6-5665-01B-03R-2302-07	TCGA-A6-5665	TCGA-A6-5665-01B	TP	Primary solid Tumor	TCGA-COAD	Alive	671	NA	30915	0	671	85	female	Stage IIA	T3	N0	M0
TCGA-AA-3862-01A-01R-1022-07	TCGA-AA-3862	TCGA-AA-3862-01A	TP	Primary solid Tumor	TCGA-COAD	Alive	914	NA	30163	0	914	83	male	Stage IIA	T3	N0	M0
TCGA-A6-2684-01A-01R-1410-07	TCGA-A6-2684	TCGA-A6-2684-01A	TP	Primary solid Tumor	TCGA-COAD	Alive	1127	NA	27708	0	1127	76	female	Stage I	T2	N0	M0
TCGA-AD-6895-01A-11R-1928-07	TCGA-AD-6895	TCGA-AD-6895-01A	TP	Primary solid Tumor	TCGA-COAD	Alive	763	NA	30879	0	763	85	male	Stage IIIB	T3	N1a	M0
TCGA-AA-3875-01A-01R-0905-07	TCGA-AA-3875	TCGA-AA-3875-01A	TP	Primary solid Tumor	TCGA-COAD	Alive	549	NA	28640	0	549	78	female	Stage I	T1	N0	M0
TCGA-NH-A8F7-01A-11R-A41B-07	TCGA-NH-A8F7	TCGA-NH-A8F7-01A	TP	Primary solid Tumor	TCGA-COAD	Alive	543	NA	19535	0	543	54	female	Stage IIA	T3	N0	MX
TCGA-AA-3955-01A-02R-1022-07	TCGA-AA-3955	TCGA-AA-3955-01A	TP	Primary solid Tumor	TCGA-COAD	Alive	638	NA	14186	0	638	39	male	Stage IIIB	T2	N2a	M0
TCGA-A6-6653-01A-11R-1774-07	TCGA-A6-6653	TCGA-A6-6653-01A	TP	Primary solid Tumor	TCGA-COAD	Alive	742	NA	29996	0	742	82	male	Stage I	T2	N0	M0
TCGA-CA-5255-01A-11R-1839-07	TCGA-CA-5255	TCGA-CA-5255-01A	TP	Primary solid Tumor	TCGA-COAD	Alive	376	NA	16743	0	376	46	male	Stage IIA	T3	N0	M0
TCGA-NH-A8F7-06A-31R-A41B-07	TCGA-NH-A8F7	TCGA-NH-A8F7-06A	TP	Primary solid Tumor	TCGA-COAD	Alive	543	NA	19535	0	543	54	female	Stage IIA	T3	N0	MX
TCGA-AA-A00F-01A-01R-A002-07	TCGA-AA-A00F	TCGA-AA-A00F-01A	TP	Primary solid Tumor	TCGA-COAD	Alive	1035	NA	24379	0	1035	67	male	Stage IIIC	T3	N2	M0
TCGA-AA-A02O-01A-21R-A16W-07	TCGA-AA-A02O	TCGA-AA-A02O-01A	TP	Primary solid Tumor	TCGA-COAD	Alive	28	NA	30288	0	28	83	male	Stage II	T3	N0	M0
TCGA-AA-3852-01A-01R-0905-07	TCGA-AA-3852	TCGA-AA-3852-01A	TP	Primary solid Tumor	TCGA-COAD	Dead	NA	0	32203	1	0	88	male	Stage IIA	T3	N0	M0
TCGA-DM-A0X9-01A-11R-A155-07	TCGA-DM-A0X9	TCGA-DM-A0X9-01A	TP	Primary solid Tumor	TCGA-COAD	Alive	3641	NA	26217	0	3641	72	female	Stage IIA	T3	N0	M0
TCGA-AA-3496-11A-01R-1839-07	TCGA-AA-3496	TCGA-AA-3496-11A	NT	Solid Tissue Normal	TCGA-COAD	Alive	31	NA	30438	0	31	83	female	Stage II	T3	N0	M0
TCGA-AA-A02W-01A-01R-A00A-07	TCGA-AA-A02W	TCGA-AA-A02W-01A	TP	Primary solid Tumor	TCGA-COAD	Alive	1247	NA	26693	0	1247	73	female	Stage I	T2	N0	M0
TCGA-AZ-6601-11A-01R-1774-07	TCGA-AZ-6601	TCGA-AZ-6601-11A	NT	Solid Tissue Normal	TCGA-COAD	Dead	NA	3042	25082	1	3042	69	male	Stage II	T3	N0	M0
TCGA-AA-A01G-01A-01R-A002-07	TCGA-AA-A01G	TCGA-AA-A01G-01A	TP	Primary solid Tumor	TCGA-COAD	Alive	365	NA	23133	0	365	63	male	Stage IIA	T3	N0	M0
TCGA-DM-A1HA-01A-11R-A155-07	TCGA-DM-A1HA	TCGA-DM-A1HA-01A	TP	Primary solid Tumor	TCGA-COAD	Alive	2600	NA	30272	0	2600	83	male	Stage IIIC	T3	N2	M0
TCGA-5M-AAT5-01A-21R-A41B-07	TCGA-5M-AAT5	TCGA-5M-AAT5-01A	TP	Primary solid Tumor	TCGA-COAD	NA	NA	NA	NA	NA	0	#VALUE!	NA	NA	NA	NA	NA
TCGA-A6-2674-01A-02R-A278-07	TCGA-A6-2674	TCGA-A6-2674-01A	TP	Primary solid Tumor	TCGA-COAD	Alive	1331	NA	26292	0	1331	72	male	Stage IV	T3	N2	M1
TCGA-NH-A50T-01A-11R-A28H-07	TCGA-NH-A50T	TCGA-NH-A50T-01A	TP	Primary solid Tumor	TCGA-COAD	Alive	553	NA	25089	0	553	69	female	Stage IIA	T3	N0	MX
TCGA-AA-3494-01A-01R-1410-07	TCGA-AA-3494	TCGA-AA-3494-01A	TP	Primary solid Tumor	TCGA-COAD	Alive	31	NA	20089	0	31	55	male	Stage IV	T3	N0	M1
TCGA-CM-4747-01A-01R-1410-07	TCGA-CM-4747	TCGA-CM-4747-01A	TP	Primary solid Tumor	TCGA-COAD	Alive	761	NA	17198	0	761	47	male	Stage IVA	T4a	N1b	M1a
TCGA-D5-6931-01A-11R-1928-07	TCGA-D5-6931	TCGA-D5-6931-01A	TP	Primary solid Tumor	TCGA-COAD	Alive	365	NA	28292	0	365	78	male	Stage IIIC	T4b	N2	M0
TCGA-AA-3713-01A-21R-1723-07	TCGA-AA-3713	TCGA-AA-3713-01A	TP	Primary solid Tumor	TCGA-COAD	Alive	579	NA	24927	0	579	68	male	Stage IV	T3	N0	M1
TCGA-AA-3713-11A-01R-1723-07	TCGA-AA-3713	TCGA-AA-3713-11A	NT	Solid Tissue Normal	TCGA-COAD	Alive	579	NA	24927	0	579	68	male	Stage IV	T3	N0	M1
TCGA-AZ-4681-01A-01R-1410-07	TCGA-AZ-4681	TCGA-AZ-4681-01A	TP	Primary solid Tumor	TCGA-COAD	Alive	3247	NA	28906	0	3247	79	female	Stage IIA	T3	N0	M0
TCGA-G4-6297-01A-11R-1723-07	TCGA-G4-6297	TCGA-G4-6297-01A	TP	Primary solid Tumor	TCGA-COAD	Alive	2506	NA	20103	0	2506	55	female	Stage IV	T3	N2	M1
TCGA-A6-6650-01A-11R-1774-07	TCGA-A6-6650	TCGA-A6-6650-01A	TP	Primary solid Tumor	TCGA-COAD	Alive	627	NA	25516	0	627	70	female	Stage IIA	T3	N0	M0
TCGA-AZ-6601-01A-11R-1774-07	TCGA-AZ-6601	TCGA-AZ-6601-01A	TP	Primary solid Tumor	TCGA-COAD	Dead	NA	3042	25082	1	3042	69	male	Stage II	T3	N0	M0
TCGA-AA-A01S-01A-21R-A083-07	TCGA-AA-A01S	TCGA-AA-A01S-01A	TP	Primary solid Tumor	TCGA-COAD	Alive	31	NA	17257	0	31	47	female	Stage III	T3	N1	M0
TCGA-CM-6679-01A-11R-1839-07	TCGA-CM-6679	TCGA-CM-6679-01A	TP	Primary solid Tumor	TCGA-COAD	Alive	306	NA	21519	0	306	59	male	Stage IIA	T3	N0	M0
TCGA-A6-A567-01A-31R-A28H-07	TCGA-A6-A567	TCGA-A6-A567-01A	TP	Primary solid Tumor	TCGA-COAD	Dead	NA	1881	20493	1	1881	56	male	Stage IV	T3	N1	M1
TCGA-AA-A02J-01A-01R-A00A-07	TCGA-AA-A02J	TCGA-AA-A02J-01A	TP	Primary solid Tumor	TCGA-COAD	Dead	NA	153	25749	1	153	71	female	Stage IV	T3	N0	M1
TCGA-CK-4947-01B-11R-1653-07	TCGA-CK-4947	TCGA-CK-4947-01B	TP	Primary solid Tumor	TCGA-COAD	Alive	534	NA	16980	0	534	47	female	Stage IIIB	T4	N1	M0
TCGA-A6-2682-11A-01R-A32Z-07	TCGA-A6-2682	TCGA-A6-2682-11A	NT	Solid Tissue Normal	TCGA-COAD	Dead	NA	424	25683	1	424	70	male	Stage IV	T4b	N1	M1
TCGA-A6-3809-01A-01R-A278-07	TCGA-A6-3809	TCGA-A6-3809-01A	TP	Primary solid Tumor	TCGA-COAD	Alive	996	NA	26274	0	996	72	female	Stage IIB	T4	N0	M0
TCGA-DM-A1D8-01A-11R-A155-07	TCGA-DM-A1D8	TCGA-DM-A1D8-01A	TP	Primary solid Tumor	TCGA-COAD	Dead	383	383	18311	1	383	50	female	NA	T3	N1	NA
TCGA-A6-5659-01B-04R-A277-07	TCGA-A6-5659	TCGA-A6-5659-01B	TP	Primary solid Tumor	TCGA-COAD	Alive	926	NA	30028	0	926	82	male	Stage I	T2	N0	M0
TCGA-A6-4105-01A-02R-1774-07	TCGA-A6-4105	TCGA-A6-4105-01A	TP	Primary solid Tumor	TCGA-COAD	Dead	NA	442	29097	1	442	80	male	Stage IIA	T3	N0	M0
TCGA-AA-3542-01A-02R-1873-07	TCGA-AA-3542	TCGA-AA-3542-01A	TP	Primary solid Tumor	TCGA-COAD	Alive	395	NA	25324	0	395	69	male	Stage IIIC	T3	N2	M0
TCGA-AA-A029-01A-01R-A00A-07	TCGA-AA-A029	TCGA-AA-A029-01A	TP	Primary solid Tumor	TCGA-COAD	Alive	1581	NA	24686	0	1581	68	male	Stage II	T3	N0	M0
TCGA-AA-3511-11A-01R-1839-07	TCGA-AA-3511	TCGA-AA-3511-11A	NT	Solid Tissue Normal	TCGA-COAD	Alive	212	NA	23407	0	212	64	male	Stage II	T4	N0	M0
TCGA-DM-A1HB-01A-21R-A180-07	TCGA-DM-A1HB	TCGA-DM-A1HB-01A	TP	Primary solid Tumor	TCGA-COAD	Alive	4126	NA	27708	0	4126	76	male	Stage IIIB	T3	N1	M0

TCGA-DM-A285-01A-11R-A16W-07	TCGA-DM-A285	TCGA-DM-A285-01A	TP	Primary solid Tumor	TCGA-COAD	Dead	NA	179	26021	1	179	71	female	Stage IV	T3	N2	M1
TCGA-SS-A7HO-01A-21R-A37K-07	TCGA-SS-A7HO	TCGA-SS-A7HO-01A	TP	Primary solid Tumor	TCGA-COAD	Alive	1829	NA	16416	0	1829	45	female	Stage IIB	T4a	N0	M0
TCGA-AA-3842-01A-01R-1022-07	TCGA-AA-3842	TCGA-AA-3842-01A	TP	Primary solid Tumor	TCGA-COAD	Alive	1126	NA	18842	0	1126	52	male	Stage IIIA	T2	N1	M0
TCGA-AA-A01C-01A-01R-A00A-07	TCGA-AA-A01C	TCGA-AA-A01C-01A	TP	Primary solid Tumor	TCGA-COAD	Alive	457	NA	27729	0	457	76	male	Stage IIIA	T2	N1	M0
TCGA-AA-3509-01A-01R-1410-07	TCGA-AA-3509	TCGA-AA-3509-01A	TP	Primary solid Tumor	TCGA-COAD	Alive	1915	NA	19786	0	1915	54	female	Stage II	T3	N0	M0
TCGA-AA-3939-01A-01R-1022-07	TCGA-AA-3939	TCGA-AA-3939-01A	TP	Primary solid Tumor	TCGA-COAD	Alive	395	NA	30439	0	395	83	male	Stage IIA	T3	N0	M0
TCGA-T9-A92H-01A-11R-A37K-07	TCGA-T9-A92H	TCGA-T9-A92H-01A	TP	Primary solid Tumor	TCGA-COAD	Alive	362	NA	30058	0	362	82	male	Stage IIA	T3	N0	M0
TCGA-DM-A28E-01A-11R-A32Y-07	TCGA-DM-A28E	TCGA-DM-A28E-01A	TP	Primary solid Tumor	TCGA-COAD	Alive	3648	NA	26602	0	3648	73	female	Stage IIA	T3	N0	M0
TCGA-CM-6169-01A-11R-1653-07	TCGA-CM-6169	TCGA-CM-6169-01A	TP	Primary solid Tumor	TCGA-COAD	Alive	396	NA	24564	0	396	67	male	Stage IIA	T3	N0	M0
TCGA-AD-6889-01A-11R-1928-07	TCGA-AD-6889	TCGA-AD-6889-01A	TP	Primary solid Tumor	TCGA-COAD	Dead	2056	2532	NA	1	2532	#VALUE!	male	Stage IIA	T3	N0	M0
TCGA-AA-A01I-01A-02R-A089-07	TCGA-AA-A01I	TCGA-AA-A01I-01A	TP	Primary solid Tumor	TCGA-COAD	Alive	943	NA	27759	0	943	76	male	Stage I	T2	N0	M0
TCGA-4T-AA8H-01A-11R-A41B-07	TCGA-4T-AA8H	TCGA-4T-AA8H-01A	TP	Primary solid Tumor	TCGA-COAD	Alive	385	NA	15494	0	385	42	female	Stage IIA	T3	N0	MX
TCGA-AA-3524-01A-02R-0821-07	TCGA-AA-3524	TCGA-AA-3524-01A	TP	Primary solid Tumor	TCGA-COAD	Alive	1096	NA	31197	0	1096	85	male	Stage II	T3	N0	M0
TCGA-A6-A5ZU-01A-11R-A28H-07	TCGA-A6-A5ZU	TCGA-A6-A5ZU-01A	TP	Primary solid Tumor	TCGA-COAD	Alive	293	NA	21554	0	293	59	male	Stage IIIB	T3	N1	M0
TCGA-A6-5665-11A-01R-1653-07	TCGA-A6-5665	TCGA-A6-5665-11A	NT	Solid Tissue Normal	TCGA-COAD	Alive	671	NA	30915	0	671	85	female	Stage IIA	T3	N0	M0
TCGA-AA-3982-01A-02R-1022-07	TCGA-AA-3982	TCGA-AA-3982-01A	TP	Primary solid Tumor	TCGA-COAD	Alive	822	NA	27608	0	822	76	male	Stage IIIB	T3	N1	M0
TCGA-AZ-6603-01A-11R-1839-07	TCGA-AZ-6603	TCGA-AZ-6603-01A	TP	Primary solid Tumor	TCGA-COAD	Dead	NA	899	28424	1	899	78	female	NA	T2	N1	MX
TCGA-AZ-6603-11A-02R-1839-07	TCGA-AZ-6603	TCGA-AZ-6603-11A	NT	Solid Tissue Normal	TCGA-COAD	Dead	NA	899	28424	1	899	78	female	NA	T2	N1	MX
TCGA-CM-6164-01A-11R-1653-07	TCGA-CM-6164	TCGA-CM-6164-01A	TP	Primary solid Tumor	TCGA-COAD	Alive	883	NA	16802	0	883	46	female	Stage IIA	T3	N0	M0
TCGA-CK-5914-01A-11R-1653-07	TCGA-CK-5914	TCGA-CK-5914-01A	TP	Primary solid Tumor	TCGA-COAD	Alive	669	NA	29586	0	669	81	male	Stage IIIB	T3	N1	MX
TCGA-AY-4070-01A-01R-1113-07	TCGA-AY-4070	TCGA-AY-4070-01A	TP	Primary solid Tumor	TCGA-COAD	Dead	NA	496	18621	1	496	51	female	Stage IIIC	T3	N2	M0
TCGA-AZ-6607-01A-11R-1839-07	TCGA-AZ-6607	TCGA-AZ-6607-01A	TP	Primary solid Tumor	TCGA-COAD	Dead	NA	97	25448	1	97	70	male	Stage IV	T4	N2	M1
TCGA-A6-6650-01B-02R-A277-07	TCGA-A6-6650	TCGA-A6-6650-01B	TP	Primary solid Tumor	TCGA-COAD	Alive	627	NA	25516	0	627	70	female	Stage IIA	T3	N0	M0
TCGA-AA-3854-01A-01R-0905-07	TCGA-AA-3854	TCGA-AA-3854-01A	TP	Primary solid Tumor	TCGA-COAD	Alive	1096	NA	26022	0	1096	71	female	Stage I	T2	N0	M0
TCGA-CA-5796-01A-01R-1653-07	TCGA-CA-5796	TCGA-CA-5796-01A	TP	Primary solid Tumor	TCGA-COAD	Alive	377	NA	19353	0	377	53	female	Stage IIA	T3	N0	M0
TCGA-A6-2682-01A-01R-1410-07	TCGA-A6-2682	TCGA-A6-2682-01A	TP	Primary solid Tumor	TCGA-COAD	Dead	NA	424	25683	1	424	70	male	Stage IV	T4b	N1	M1
TCGA-AZ-5403-01A-01R-1653-07	TCGA-AZ-5403	TCGA-AZ-5403-01A	TP	Primary solid Tumor	TCGA-COAD	Dead	NA	1910	15983	1	1910	44	male	Stage II	T3	N0	MX
TCGA-A6-A566-01A-11R-A28H-07	TCGA-A6-A566	TCGA-A6-A566-01A	TP	Primary solid Tumor	TCGA-COAD	Dead	NA	758	20181	1	758	55	female	Stage IIIB	T4	N1	M0
TCGA-A6-6780-01B-04R-A277-07	TCGA-A6-6780	TCGA-A6-6780-01B	TP	Primary solid Tumor	TCGA-COAD	Alive	612	NA	27250	0	612	75	male	Stage IIA	T3	N0	MX
TCGA-A6-6780-01A-11R-1839-07	TCGA-A6-6780	TCGA-A6-6780-01A	TP	Primary solid Tumor	TCGA-COAD	Alive	612	NA	27250	0	612	75	male	Stage IIA	T3	N0	MX
TCGA-AA-3492-01A-01R-1410-07	TCGA-AA-3492	TCGA-AA-3492-01A	TP	Primary solid Tumor	TCGA-COAD	Dead	0	1	32871	1	1	90	female	Stage II	T3	N0	M0
TCGA-AA-3941-01A-01R-1022-07	TCGA-AA-3941	TCGA-AA-3941-01A	TP	Primary solid Tumor	TCGA-COAD	Alive	730	NA	31015	0	730	85	female	Stage IVA	T4	N1b	M1a
TCGA-AA-3526-01A-02R-A32Z-07	TCGA-AA-3526	TCGA-AA-3526-01A	TP	Primary solid Tumor	TCGA-COAD	Alive	580	NA	21123	0	580	58	male	Stage I	T2	N0	M0
TCGA-AZ-6605-11A-01R-1839-07	TCGA-AZ-6605	TCGA-AZ-6605-11A	NT	Solid Tissue Normal	TCGA-COAD	Dead	NA	159	28485	1	159	78	male	Stage IIIB	T4	N1	M0
TCGA-F4-6459-01A-11R-1774-07	TCGA-F4-6459	TCGA-F4-6459-01A	TP	Primary solid Tumor	TCGA-COAD	Dead	0	262	22574	1	262	62	female	Stage IIIB	T3	N2a	M0
TCGA-AA-3511-01A-21R-1839-07	TCGA-AA-3511	TCGA-AA-3511-01A	TP	Primary solid Tumor	TCGA-COAD	Alive	212	NA	23407	0	212	64	male	Stage II	T4	N0	M0
TCGA-CK-6746-01A-11R-1839-07	TCGA-CK-6746	TCGA-CK-6746-01A	TP	Primary solid Tumor	TCGA-COAD	Alive	0	NA	30957	0	0	85	female	Stage IIB	T4b	N0	MX
TCGA-A6-6654-01A-21R-1839-07	TCGA-A6-6654	TCGA-A6-6654-01A	TP	Primary solid Tumor	TCGA-COAD	Alive	726	NA	23953	0	726	66	female	Stage IIIB	T3	N1	M0
TCGA-AA-3994-01A-01R-1113-07	TCGA-AA-3994	TCGA-AA-3994-01A	TP	Primary solid Tumor	TCGA-COAD	Alive	822	NA	25323	0	822	69	male	Stage IIIB	T3	N1	M0
TCGA-AA-3543-01A-01R-0826-07	TCGA-AA-3543	TCGA-AA-3543-01A	TP	Primary solid Tumor	TCGA-COAD	Alive	30	NA	30772	0	30	84	male	Stage I	T2	N0	M0
TCGA-AA-3502-01A-01R-1410-07	TCGA-AA-3502	TCGA-AA-3502-01A	TP	Primary solid Tumor	TCGA-COAD	Alive	1065	NA	26724	0	1065	73	male	Stage I	T2	N0	M0
TCGA-CA-6716-01A-11R-1839-07	TCGA-CA-6716	TCGA-CA-6716-01A	TP	Primary solid Tumor	TCGA-COAD	Alive	371	NA	23943	0	371	66	male	Stage IIA	T3	N0	M0
TCGA-A6-5659-01A-01R-1653-07	TCGA-A6-5659	TCGA-A6-5659-01A	TP	Primary solid Tumor	TCGA-COAD	Alive	926	NA	30028	0	926	82	male	Stage I	T2	N0	M0
TCGA-A6-5662-11A-01R-1653-07	TCGA-A6-5662	TCGA-A6-5662-11A	NT	Solid Tissue Normal	TCGA-COAD	Alive	718	NA	16873	0	718	46	male	Stage IVA	T3	N2	M1
TCGA-AA-3972-01A-01R-1022-07	TCGA-AA-3972	TCGA-AA-3972-01A	TP	Primary solid Tumor	TCGA-COAD	Alive	1551	NA	26360	0	1551	72	male	Stage IV	T3	N1	M1
TCGA-G4-6311-01A-11R-1723-07	TCGA-G4-6311	TCGA-G4-6311-01A	TP	Primary solid Tumor	TCGA-COAD	Alive	1199	NA	29297	0	1199	80	male	Stage III	T3	N1	MX
TCGA-A6-3809-01A-01R-1022-07	TCGA-A6-3809	TCGA-A6-3809-01A	TP	Primary solid Tumor	TCGA-COAD	Alive	996	NA	26274	0	996	72	female	Stage IIB	T4	N0	M0
TCGA-A6-2676-01A-01R-0826-07	TCGA-A6-2676	TCGA-A6-2676-01A	TP	Primary solid Tumor	TCGA-COAD	Dead	711	1305	27403	1	1305	75	female	Stage IIB	T4	N0	M0
TCGA-DM-A0XD-01A-12R-A155-07	TCGA-DM-A0XD	TCGA-DM-A0XD-01A	TP	Primary solid Tumor	TCGA-COAD	Dead	NA	743	23966	1	743	66	male	Stage IIA	T3	N0	M0
TCGA-A6-5659-11A-01R-1653-07	TCGA-A6-5659	TCGA-A6-5659-11A	NT	Solid Tissue Normal	TCGA-COAD	Alive	926	NA	30028	0	926	82	male	Stage I	T2	N0	M0
TCGA-D5-5541-01A-01R-1653-07	TCGA-D5-5541	TCGA-D5-5541-01A	TP	Primary solid Tumor	TCGA-COAD	Alive	1701	NA	23109	0	1701	63	male	Stage IIIB	T3	N1a	M0
TCGA-AA-3520-01A-01R-0821-07	TCGA-AA-3520	TCGA-AA-3520-01A	TP	Primary solid Tumor	TCGA-COAD	Alive	731	NA	31531	0	731	86	female	Stage II	T3	N0	M0
TCGA-CM-6674-01A-11R-1839-07	TCGA-CM-6674	TCGA-CM-6674-01A	TP	Primary solid Tumor	TCGA-COAD	Alive	394	NA	14368	0	394	39	male	Stage IIA	T3	N0	M0
TCGA-AM-5821-01A-01R-1653-07	TCGA-AM-5821	TCGA-AM-5821-01A	TP	Primary solid Tumor	TCGA-COAD	Alive	28	NA	24903	0	28	68	female	Stage IIA	T3	N0	M0
TCGA-F4-6856-01A-11R-1928-07	TCGA-F4-6856	TCGA-F4-6856-01A	TP	Primary solid Tumor	TCGA-COAD	Alive	1074	NA	16519	0	1074	45	male	Stage I	T2	N0	M0
TCGA-A6-6648-01A-11R-1774-07	TCGA-A6-6648	TCGA-A6-6648-01A	TP	Primary solid Tumor	TCGA-COAD	Alive	766	NA	20641	0	766	57	male	Stage IVA	T3	N0	M1a
TCGA-CM-6168-01A-11R-1653-07	TCGA-CM-6168	TCGA-CM-6168-01A	TP	Primary solid Tumor	TCGA-COAD	Alive	395	NA	30834	0	395	84	female	Stage IIA	T3	N0	M0
TCGA-CK-6751-01A-11R-1839-07	TCGA-CK-6751	TCGA-CK-6751-01A	TP	Primary solid Tumor	TCGA-COAD	Alive	518	NA	32354	0	518	89	female	Stage I	T2	N0	MX
TCGA-AA-A00Q-01A-01R-A002-07	TCGA-AA-A00Q	TCGA-AA-A00Q-01A	TP	Primary solid Tumor	TCGA-COAD	Alive	1278	NA	24199	0	1278	66	female	Stage IIIB	T4	N1	M0
TCGA-AA-A02R-01A-01R-A00A-07	TCGA-AA-A02R	TCGA-AA-A02R-01A	TP	Primary solid Tumor	TCGA-COAD	Dead	NA	670	30834	1	670	84	female	Stage IIA	T3	N0	M0
TCGA-CM-5863-01A-21R-1839-07	TCGA-CM-5863	TCGA-CM-5863-01A	TP	Primary solid Tumor	TCGA-COAD	Alive	457	NA	22127	0	457	61	female	Stage IIIB	T3	N1b	M0
TCGA-CM-4748-01A-01R-1410-07	TCGA-CM-4748	TCGA-CM-4748-01A	TP	Primary solid Tumor	TCGA-COAD	Alive	792	NA	19509	0	792	53	male	Stage IIIB	T4a	N1a	M0

TCGA-5M-AAT6-01A-11R-A41B-07	TCGA-5M-AAT6	TCGA-5M-AAT6-01A	TP	Primary solid Tumor	TCGA-COAD	Dead	NA	290	14852	1	290	41	female	Stage IV	T4a	N2b	M1a
TCGA-G4-6317-01A-11R-1723-07	TCGA-G4-6317	TCGA-G4-6317-01A	TP	Primary solid Tumor	TCGA-COAD	Alive	1095	NA	18822	0	1095	52	female	Stage IIIC	T3	N2	MX
TCGA-G4-6317-02A-11R-2066-07	TCGA-G4-6317	TCGA-G4-6317-02A	TP	Primary solid Tumor	TCGA-COAD	Alive	1095	NA	18822	0	1095	52	female	Stage IIIC	T3	N2	MX
TCGA-AA-3672-01A-01R-0905-07	TCGA-AA-3672	TCGA-AA-3672-01A	TP	Primary solid Tumor	TCGA-COAD	Alive	0	NA	32872	0	0	90	female	Stage III	T3	N1	M0
TCGA-AA-3684-01A-02R-0905-07	TCGA-AA-3684	TCGA-AA-3684-01A	TP	Primary solid Tumor	TCGA-COAD	Alive	0	NA	23741	0	0	65	female	Stage IV	T4	N2	M1
TCGA-AA-3679-01A-02R-0905-07	TCGA-AA-3679	TCGA-AA-3679-01A	TP	Primary solid Tumor	TCGA-COAD	Alive	457	NA	21611	0	457	59	male	Stage IV	T3	N2	M1
TCGA-D5-6534-01A-21R-1928-07	TCGA-D5-6534	TCGA-D5-6534-01A	TP	Primary solid Tumor	TCGA-COAD	Alive	1316	NA	22778	0	1316	62	female	Stage IIA	T3	N0	M0
TCGA-AA-3989-01A-01R-1022-07	TCGA-AA-3989	TCGA-AA-3989-01A	TP	Primary solid Tumor	TCGA-COAD	Dead	0	242	30712	1	242	84	male	Stage IV	T3	N2	M1
TCGA-AA-3662-11A-01R-1723-07	TCGA-AA-3662	TCGA-AA-3662-11A	NT	Solid Tissue Normal	TCGA-COAD	Alive	184	NA	29554	0	184	81	female	Stage IV	T4	N2	M1
TCGA-AY-A54L-01A-11R-A28H-07	TCGA-AY-A54L	TCGA-AY-A54L-01A	TP	Primary solid Tumor	TCGA-COAD	Alive	525	NA	27074	0	525	74	female	Stage I	T2	N0	M0
TCGA-AA-3514-11A-01R-A32Z-07	TCGA-AA-3514	TCGA-AA-3514-11A	NT	Solid Tissue Normal	TCGA-COAD	Alive	31	NA	29738	0	31	81	female	Stage I	T2	N0	M0
TCGA-D5-5537-01A-21R-1928-07	TCGA-D5-5537	TCGA-D5-5537-01A	TP	Primary solid Tumor	TCGA-COAD	Dead	456	1381	30505	1	1381	84	male	NA	T3	N2	MX
TCGA-AA-A02Y-01A-43R-A32Y-07	TCGA-AA-A02Y	TCGA-AA-A02Y-01A	TP	Primary solid Tumor	TCGA-COAD	Alive	1216	NA	26724	0	1216	73	male	Stage I	T2	N0	M0
TCGA-AA-3666-01A-02R-0905-07	TCGA-AA-3666	TCGA-AA-3666-01A	TP	Primary solid Tumor	TCGA-COAD	Dead	NA	61	25020	1	61	69	male	Stage III	T3	N1	M0
TCGA-A6-3810-01A-01R-A278-07	TCGA-A6-3810	TCGA-A6-3810-01A	TP	Primary solid Tumor	TCGA-COAD	Alive	1111	NA	22999	0	1111	63	male	Stage IIA	T3	N0	M0
TCGA-CM-4746-01A-01R-1410-07	TCGA-CM-4746	TCGA-CM-4746-01A	TP	Primary solid Tumor	TCGA-COAD	Alive	1126	NA	22403	0	1126	61	male	Stage I	T2	N0	M0
TCGA-QG-A5Z1-01A-11R-A28H-07	TCGA-QG-A5Z1	TCGA-QG-A5Z1-01A	TP	Primary solid Tumor	TCGA-COAD	Dead	202	256	26220	1	256	72	male	Stage IIIB	T3	N1b	MX
TCGA-AA-3975-01A-01R-1022-07	TCGA-AA-3975	TCGA-AA-3975-01A	TP	Primary solid Tumor	TCGA-COAD	Alive	1036	NA	29310	0	1036	80	male	Stage I	T2	N0	M0
TCGA-A6-3810-01A-01R-1022-07	TCGA-A6-3810	TCGA-A6-3810-01A	TP	Primary solid Tumor	TCGA-COAD	Alive	1111	NA	22999	0	1111	63	male	Stage IIA	T3	N0	M0
TCGA-CA-6719-01A-11R-1839-07	TCGA-CA-6719	TCGA-CA-6719-01A	TP	Primary solid Tumor	TCGA-COAD	Alive	435	NA	28343	0	435	78	male	Stage IIA	T3	N0	M0
TCGA-AA-3518-11A-01R-1672-07	TCGA-AA-3518	TCGA-AA-3518-11A	NT	Solid Tissue Normal	TCGA-COAD	Alive	31	NA	29769	0	31	82	female	Stage IIA	T3	N0	M0
TCGA-AA-3678-01A-01R-0905-07	TCGA-AA-3678	TCGA-AA-3678-01A	TP	Primary solid Tumor	TCGA-COAD	Alive	1430	NA	22219	0	1430	61	female	Stage III	T2	N1	M0
TCGA-A6-6781-01A-22R-A278-07	TCGA-A6-6781	TCGA-A6-6781-01A	TP	Primary solid Tumor	TCGA-COAD	Alive	598	NA	15842	0	598	43	male	Stage IIIC	T4b	N1b	MX
TCGA-A6-2672-01A-01R-0826-07	TCGA-A6-2672	TCGA-A6-2672-01A	TP	Primary solid Tumor	TCGA-COAD	Alive	1419	NA	30237	0	1419	83	female	Stage IIIB	T3	N1	M0
TCGA-AA-3663-11A-01R-1723-07	TCGA-AA-3663	TCGA-AA-3663-11A	NT	Solid Tissue Normal	TCGA-COAD	Alive	212	NA	15675	0	212	43	male	Stage II	T3	N0	M0
TCGA-F4-6704-11A-01R-1839-07	TCGA-F4-6704	TCGA-F4-6704-11A	NT	Solid Tissue Normal	TCGA-COAD	Alive	47	NA	21949	0	47	60	male	Stage IIIC	T3	N2b	MX
TCGA-D5-6535-01A-11R-1723-07	TCGA-D5-6535	TCGA-D5-6535-01A	TP	Primary solid Tumor	TCGA-COAD	Alive	460	NA	29278	0	460	80	female	Stage IIIB	T3	N1	MX
TCGA-AA-3521-01A-01R-0821-07	TCGA-AA-3521	TCGA-AA-3521-01A	TP	Primary solid Tumor	TCGA-COAD	Alive	NA	NA	31805	0	0	87	male	Stage II	T3	N0	M0
TCGA-DM-A28H-01A-11R-A16W-07	TCGA-DM-A28H	TCGA-DM-A28H-01A	TP	Primary solid Tumor	TCGA-COAD	Alive	3561	NA	18325	0	3561	50	male	Stage IIIC	T3	N2	M0
TCGA-5M-AATE-01A-11R-A41B-07	TCGA-5M-AATE	TCGA-5M-AATE-01A	TP	Primary solid Tumor	TCGA-COAD	Alive	1200	NA	27870	0	1200	76	male	Stage IIA	T3	N0	M0
TCGA-AA-A017-01A-01R-A00A-07	TCGA-AA-A017	TCGA-AA-A017-01A	TP	Primary solid Tumor	TCGA-COAD	Alive	457	NA	21032	0	457	58	female	Stage IIA	T3	N0	M0
TCGA-AA-3815-01A-01R-1022-07	TCGA-AA-3815	TCGA-AA-3815-01A	TP	Primary solid Tumor	TCGA-COAD	Alive	1005	NA	23922	0	1005	66	female	Stage IIA	T3	N0	M0
TCGA-D5-6927-01A-21R-1928-07	TCGA-D5-6927	TCGA-D5-6927-01A	TP	Primary solid Tumor	TCGA-COAD	Alive	287	NA	12737	0	287	35	male	Stage IIA	T3	N0	M0
TCGA-AZ-5407-01A-01R-1723-07	TCGA-AZ-5407	TCGA-AZ-5407-01A	TP	Primary solid Tumor	TCGA-COAD	Alive	2683	NA	18820	0	2683	52	female	Stage I	T1	N0	M0
TCGA-F4-6806-01A-11R-1839-07	TCGA-F4-6806	TCGA-F4-6806-01A	TP	Primary solid Tumor	TCGA-COAD	Alive	1260	NA	21625	0	1260	59	female	Stage I	T2	N0	M0
TCGA-D5-6540-01A-11R-1723-07	TCGA-D5-6540	TCGA-D5-6540-01A	TP	Primary solid Tumor	TCGA-COAD	Alive	491	NA	24282	0	491	67	male	Stage I	T2	N0	M0
TCGA-D5-6529-01A-11R-1774-07	TCGA-D5-6529	TCGA-D5-6529-01A	TP	Primary solid Tumor	TCGA-COAD	Alive	614	NA	25394	0	614	70	male	Stage IIA	T3	N0	M0
TCGA-AA-3966-01A-01R-1113-07	TCGA-AA-3966	TCGA-AA-3966-01A	TP	Primary solid Tumor	TCGA-COAD	Alive	61	NA	32537	0	61	89	female	Stage IIA	T3	N0	M0
TCGA-A6-3810-01B-04R-A277-07	TCGA-A6-3810	TCGA-A6-3810-01B	TP	Primary solid Tumor	TCGA-COAD	Alive	1111	NA	22999	0	1111	63	male	Stage IIA	T3	N0	M0
TCGA-AA-3952-01A-01R-1022-07	TCGA-AA-3952	TCGA-AA-3952-01A	TP	Primary solid Tumor	TCGA-COAD	Dead	NA	61	24868	1	61	68	male	Stage IIIC	T3	N2	M0
TCGA-CM-6170-01A-11R-1653-07	TCGA-CM-6170	TCGA-CM-6170-01A	TP	Primary solid Tumor	TCGA-COAD	Alive	457	NA	26663	0	457	73	female	Stage I	T2	N0	M0
TCGA-AA-A004-01A-01R-A00A-07	TCGA-AA-A004	TCGA-AA-A004-01A	TP	Primary solid Tumor	TCGA-COAD	Alive	424	NA	27943	0	424	77	male	Stage IIA	T3	N0	M0
TCGA-AZ-4615-01A-01R-1410-07	TCGA-AZ-4615	TCGA-AZ-4615-01A	TP	Primary solid Tumor	TCGA-COAD	Alive	1002	NA	30908	0	1002	85	male	Stage IIIB	T3	N1	M0
TCGA-AA-3529-01A-02R-0821-07	TCGA-AA-3529	TCGA-AA-3529-01A	TP	Primary solid Tumor	TCGA-COAD	Dead	NA	0	28609	1	0	78	female	Stage IIIC	T3	N2	M0
TCGA-F4-6569-01A-11R-1774-07	TCGA-F4-6569	TCGA-F4-6569-01A	TP	Primary solid Tumor	TCGA-COAD	Alive	1087	NA	22203	0	1087	61	male	Stage I	T2	N0	M0
TCGA-NH-A50V-01A-11R-A28H-07	TCGA-NH-A50V	TCGA-NH-A50V-01A	TP	Primary solid Tumor	TCGA-COAD	Alive	588	NA	25467	0	588	70	male	Stage IIIB	T3	N2a	M0
TCGA-AA-3950-01A-02R-1022-07	TCGA-AA-3950	TCGA-AA-3950-01A	TP	Primary solid Tumor	TCGA-COAD	Alive	730	NA	29130	0	730	80	female	Stage IIA	T3	N0	M0
TCGA-CK-4950-01A-01R-1723-07	TCGA-CK-4950	TCGA-CK-4950-01A	TP	Primary solid Tumor	TCGA-COAD	Alive	2599	NA	24944	0	2599	68	female	Stage IIIB	T3	N1	M0
TCGA-AZ-6606-01A-11R-1839-07	TCGA-AZ-6606	TCGA-AZ-6606-01A	TP	Primary solid Tumor	TCGA-COAD	Dead	NA	357	29704	1	357	81	male	Stage IV	T4	N2	M1
TCGA-AA-3489-01A-21R-1839-07	TCGA-AA-3489	TCGA-AA-3489-01A	TP	Primary solid Tumor	TCGA-COAD	Dead	31	214	27606	1	214	76	male	Stage II	T3	N0	M0
TCGA-DM-A1DB-01A-11R-A155-07	TCGA-DM-A1DB	TCGA-DM-A1DB-01A	TP	Primary solid Tumor	TCGA-COAD	Dead	1348	1348	24888	1	1348	68	male	Stage IIA	T3	N0	M0
TCGA-A6-2677-01A-01R-A278-07	TCGA-A6-2677	TCGA-A6-2677-01A	TP	Primary solid Tumor	TCGA-COAD	Dead	541	740	25143	1	740	69	female	Stage IIIC	T3	N2	M0
TCGA-AA-A03J-01A-21R-A16W-07	TCGA-AA-A03J	TCGA-AA-A03J-01A	TP	Primary solid Tumor	TCGA-COAD	Alive	1246	NA	23986	0	1246	66	female	Stage I	T2	N0	M0
TCGA-AA-3860-01A-02R-0905-07	TCGA-AA-3860	TCGA-AA-3860-01A	TP	Primary solid Tumor	TCGA-COAD	Alive	945	NA	19449	0	945	53	female	Stage IIIB	T3	N1	M0
TCGA-AY-A69D-01A-11R-A37K-07	TCGA-AY-A69D	TCGA-AY-A69D-01A	TP	Primary solid Tumor	TCGA-COAD	Alive	543	NA	20299	0	543	56	female	Stage IIA	T3	N0	M0
TCGA-CM-6166-01A-11R-1653-07	TCGA-CM-6166	TCGA-CM-6166-01A	TP	Primary solid Tumor	TCGA-COAD	Alive	669	NA	17807	0	669	49	female	Stage I	T2	N0	M0
TCGA-AZ-6600-01A-11R-1774-07	TCGA-AZ-6600	TCGA-AZ-6600-01A	TP	Primary solid Tumor	TCGA-COAD	Dead	NA	368	23581	1	368	65	male	Stage IV	T4	N1	M1
TCGA-AA-3979-01A-01R-1022-07	TCGA-AA-3979	TCGA-AA-3979-01A	TP	Primary solid Tumor	TCGA-COAD	Alive	730	NA	30742	0	730	84	male	Stage IIA	T3	N0	M0
TCGA-CM-5344-01A-21R-1723-07	TCGA-CM-5344	TCGA-CM-5344-01A	TP	Primary solid Tumor	TCGA-COAD	Alive	670	NA	14426	0	670	40	female	Stage IIIB	T3	N1b	M0
TCGA-D5-6923-01A-11R-A32Z-07	TCGA-D5-6923	TCGA-D5-6923-01A	TP	Primary solid Tumor	TCGA-COAD	Alive	378	NA	21118	0	378	58	male	Stage I	T2	N0	M0
TCGA-CM-6677-01A-11R-1839-07	TCGA-CM-6677	TCGA-CM-6677-01A	TP	Primary solid Tumor	TCGA-COAD	Alive	337	NA	27575	0	337	76	female	Stage IIA	T3	N0	M0
TCGA-AA-3855-01A-01R-1022-07	TCGA-AA-3855	TCGA-AA-3855-01A	TP	Primary solid Tumor	TCGA-COAD	Alive	975	NA	26541	0	975	73	male	Stage I	T2	N0	M0

TCGA-AA-3518-01A-02R-0826-07	TCGA-AA-3518	TCGA-AA-3518-01A	TP	Primary solid Tumor	TCGA-COAD	Alive	31	NA	29769	0	31	82	female	Stage IIA	T3	N0	M0
TCGA-NH-A50U-01A-33R-A37K-07	TCGA-NH-A50U	TCGA-NH-A50U-01A	TP	Primary solid Tumor	TCGA-COAD	Dead	NA	334	15450	1	334	42	male	Stage IVA	T4a	N0	M1a
TCGA-A6-6781-01A-22R-1928-07	TCGA-A6-6781	TCGA-A6-6781-01A	TP	Primary solid Tumor	TCGA-COAD	Alive	598	NA	15842	0	598	43	male	Stage IIIC	T4b	N1b	MX
TCGA-CK-5915-01A-11R-1653-07	TCGA-CK-5915	TCGA-CK-5915-01A	TP	Primary solid Tumor	TCGA-COAD	Alive	0	NA	23040	0	0	63	male	Stage I	T2	N0	MX
TCGA-A6-2672-01B-03R-2302-07	TCGA-A6-2672	TCGA-A6-2672-01B	TP	Primary solid Tumor	TCGA-COAD	Alive	1419	NA	30237	0	1419	83	female	Stage IIIB	T3	N1	M0
TCGA-DM-A28A-01A-21R-A32Y-07	TCGA-DM-A28A	TCGA-DM-A28A-01A	TP	Primary solid Tumor	TCGA-COAD	Dead	805	805	28833	1	805	79	male	Stage IIIC	T3	N2	M0
TCGA-AD-6901-01A-11R-1928-07	TCGA-AD-6901	TCGA-AD-6901-01A	TP	Primary solid Tumor	TCGA-COAD	Dead	31	682	28579	1	682	78	male	NA	T3	N0	MX
TCGA-AA-3663-01A-01R-1723-07	TCGA-AA-3663	TCGA-AA-3663-01A	TP	Primary solid Tumor	TCGA-COAD	Alive	212	NA	15675	0	212	43	male	Stage II	T3	N0	M0
TCGA-CM-5348-01A-21R-1723-07	TCGA-CM-5348	TCGA-CM-5348-01A	TP	Primary solid Tumor	TCGA-COAD	Alive	699	NA	26543	0	699	73	male	Stage IIIB	T3	N1a	M0
TCGA-QG-A5YV-01A-11R-A28H-07	TCGA-QG-A5YV	TCGA-QG-A5YV-01A	TP	Primary solid Tumor	TCGA-COAD	Alive	1301	NA	23499	0	1301	64	female	Stage IIIC	T4b	N1a	MX
TCGA-AA-3489-11A-01R-1839-07	TCGA-AA-3489	TCGA-AA-3489-11A	NT	Solid Tissue Normal	TCGA-COAD	Dead	31	214	27606	1	214	76	male	Stage II	T3	N0	M0
TCGA-AD-6965-01A-11R-1928-07	TCGA-AD-6965	TCGA-AD-6965-01A	TP	Primary solid Tumor	TCGA-COAD	Alive	805	NA	22853	0	805	63	male	Stage IIIC	T4a	N2b	M0
TCGA-AA-A01Z-01A-11R-A083-07	TCGA-AA-A01Z	TCGA-AA-A01Z-01A	TP	Primary solid Tumor	TCGA-COAD	Alive	1126	NA	24990	0	1126	68	male	Stage II	T3	N0	M0
TCGA-AA-3715-01A-01R-0905-07	TCGA-AA-3715	TCGA-AA-3715-01A	TP	Primary solid Tumor	TCGA-COAD	Dead	30	579	28428	1	579	78	male	Stage II	T3	N0	M0
TCGA-AA-3811-01A-01R-1022-07	TCGA-AA-3811	TCGA-AA-3811-01A	TP	Primary solid Tumor	TCGA-COAD	Dead	30	306	30893	1	306	85	female	Stage III	T3	N2	M0
TCGA-QL-A97D-01A-12R-A41B-07	TCGA-QL-A97D	TCGA-QL-A97D-01A	TP	Primary solid Tumor	TCGA-COAD	Alive	666	NA	30914	0	666	85	female	Stage I	T2	N0	MX
TCGA-D5-7000-01A-11R-A32Z-07	TCGA-D5-7000	TCGA-D5-7000-01A	TP	Primary solid Tumor	TCGA-COAD	Alive	312	NA	28913	0	312	79	female	Stage I	T2	N0	M0
TCGA-DM-A1D9-01A-11R-A155-07	TCGA-DM-A1D9	TCGA-DM-A1D9-01A	TP	Primary solid Tumor	TCGA-COAD	Alive	4270	NA	24514	0	4270	67	female	Stage IIA	T3	N0	M0
TCGA-AA-3514-01A-02R-0821-07	TCGA-AA-3514	TCGA-AA-3514-01A	TP	Primary solid Tumor	TCGA-COAD	Alive	31	NA	29738	0	31	81	female	Stage I	T2	N0	M0
TCGA-A6-2677-01B-02R-A277-07	TCGA-A6-2677	TCGA-A6-2677-01B	TP	Primary solid Tumor	TCGA-COAD	Dead	541	740	25143	1	740	69	female	Stage IIIC	T3	N2	M0
TCGA-AY-A71X-01A-12R-A37K-07	TCGA-AY-A71X	TCGA-AY-A71X-01A	TP	Primary solid Tumor	TCGA-COAD	Alive	588	NA	19904	0	588	55	female	Stage I	T2	N0	M0
TCGA-AA-A024-01A-02R-A00A-07	TCGA-AA-A024	TCGA-AA-A024-01A	TP	Primary solid Tumor	TCGA-COAD	Dead	61	1188	29708	1	1188	81	male	Stage II	T3	N0	M0
TCGA-AA-3553-01A-01R-0821-07	TCGA-AA-3553	TCGA-AA-3553-01A	TP	Primary solid Tumor	TCGA-COAD	Alive	730	NA	22524	0	730	62	female	Stage I	T2	N0	M0
TCGA-AA-3538-01A-01R-0821-07	TCGA-AA-3538	TCGA-AA-3538-01A	TP	Primary solid Tumor	TCGA-COAD	Alive	791	NA	19752	0	791	54	female	Stage I	T2	N0	M0
TCGA-G4-6315-01A-11R-1723-07	TCGA-G4-6315	TCGA-G4-6315-01A	TP	Primary solid Tumor	TCGA-COAD	Alive	1883	NA	24174	0	1883	66	male	Stage IV	T3	N1	M1
TCGA-NH-A6GB-01A-11R-A37K-07	TCGA-NH-A6GB	TCGA-NH-A6GB-01A	TP	Primary solid Tumor	TCGA-COAD	Alive	476	NA	26100	0	476	72	female	Stage IIIC	T3	N2b	MX
TCGA-AA-3697-01A-01R-1723-07	TCGA-AA-3697	TCGA-AA-3697-01A	TP	Primary solid Tumor	TCGA-COAD	Alive	2587	NA	28367	0	2587	78	male	Stage II	T3	N0	M0
TCGA-AA-3516-01A-02R-0826-07	TCGA-AA-3516	TCGA-AA-3516-01A	TP	Primary solid Tumor	TCGA-COAD	Dead	0	396	27303	1	396	75	female	Stage III	T3	N2	M0
TCGA-AZ-4684-01A-01R-1410-07	TCGA-AZ-4684	TCGA-AZ-4684-01A	TP	Primary solid Tumor	TCGA-COAD	Alive	1977	NA	18252	0	1977	50	male	Stage IVA	T3	N2	M1
TCGA-3L-AA1B-01A-11R-A37K-07	TCGA-3L-AA1B	TCGA-3L-AA1B-01A	TP	Primary solid Tumor	TCGA-COAD	Alive	475	NA	22379	0	475	61	female	Stage I	T2	N0	M0
TCGA-AD-6548-01A-11R-1839-07	TCGA-AD-6548	TCGA-AD-6548-01A	TP	Primary solid Tumor	TCGA-COAD	Alive	650	NA	29758	0	650	82	female	Stage I	T2	N0	M0
TCGA-AA-3831-01A-01R-0905-07	TCGA-AA-3831	TCGA-AA-3831-01A	TP	Primary solid Tumor	TCGA-COAD	Alive	547	NA	24411	0	547	67	male	Stage IIA	T3	N0	M0
TCGA-DM-A0XF-01A-11R-A155-07	TCGA-DM-A0XF	TCGA-DM-A0XF-01A	TP	Primary solid Tumor	TCGA-COAD	Dead	NA	1162	25032	1	1162	69	female	Stage IIIC	T3	N2	M0
TCGA-D5-6924-01A-11R-1928-07	TCGA-D5-6924	TCGA-D5-6924-01A	TP	Primary solid Tumor	TCGA-COAD	Alive	435	NA	24964	0	435	68	male	Stage IIA	T3	N0	M0
TCGA-CM-4744-01A-01R-A32Z-07	TCGA-CM-4744	TCGA-CM-4744-01A	TP	Primary solid Tumor	TCGA-COAD	Alive	609	NA	25506	0	609	70	male	Stage I	T2	N0	M0
TCGA-CM-6678-01A-11R-1839-07	TCGA-CM-6678	TCGA-CM-6678-01A	TP	Primary solid Tumor	TCGA-COAD	Alive	335	NA	23070	0	335	63	female	Stage IVA	T4a	N1c	M1a
TCGA-AA-A00R-01A-01R-A002-07	TCGA-AA-A00R	TCGA-AA-A00R-01A	TP	Primary solid Tumor	TCGA-COAD	Alive	30	NA	23528	0	30	64	female	Stage I	T2	N0	M0
TCGA-AA-3522-11A-01R-A32Z-07	TCGA-AA-3522	TCGA-AA-3522-11A	NT	Solid Tissue Normal	TCGA-COAD	Alive	1127	NA	24653	0	1127	68	male	Stage IIA	T3	N0	M0
TCGA-AA-3522-01A-01R-0821-07	TCGA-AA-3522	TCGA-AA-3522-01A	TP	Primary solid Tumor	TCGA-COAD	Alive	1127	NA	24653	0	1127	68	male	Stage IIA	T3	N0	M0
TCGA-A6-A565-01A-31R-A28H-07	TCGA-A6-A565	TCGA-A6-A565-01A	TP	Primary solid Tumor	TCGA-COAD	Dead	NA	494	12526	1	494	34	female	Stage IIIC	T3	N2	MX
TCGA-AA-3662-01A-01R-1723-07	TCGA-AA-3662	TCGA-AA-3662-01A	TP	Primary solid Tumor	TCGA-COAD	Alive	184	NA	29554	0	184	81	female	Stage IV	T4	N2	M1
TCGA-CM-4751-01A-02R-1839-07	TCGA-CM-4751	TCGA-CM-4751-01A	TP	Primary solid Tumor	TCGA-COAD	Alive	822	NA	22891	0	822	63	male	Stage IIIB	T3	N1b	M0
TCGA-AA-3848-01A-01R-0905-07	TCGA-AA-3848	TCGA-AA-3848-01A	TP	Primary solid Tumor	TCGA-COAD	Dead	30	306	30194	1	306	83	female	Stage IIIC	T3	N2	M0
TCGA-AA-3971-01A-01R-1022-07	TCGA-AA-3971	TCGA-AA-3971-01A	TP	Primary solid Tumor	TCGA-COAD	Alive	489	NA	21518	0	489	59	male	Stage III	T3	N1	M0
TCGA-A6-5660-01A-01R-1653-07	TCGA-A6-5660	TCGA-A6-5660-01A	TP	Primary solid Tumor	TCGA-COAD	Alive	888	NA	26803	0	888	73	male	Stage IIIC	T3	N2b	M0
TCGA-AY-5543-01A-01R-1653-07	TCGA-AY-5543	TCGA-AY-5543-01A	TP	Primary solid Tumor	TCGA-COAD	Alive	1004	NA	23870	0	1004	65	female	Stage IVA	T3	N1a	M1
TCGA-AA-3530-01A-01R-1022-07	TCGA-AA-3530	TCGA-AA-3530-01A	TP	Primary solid Tumor	TCGA-COAD	Alive	580	NA	29402	0	580	81	male	Stage I	T2	N0	M0
TCGA-F4-6855-01A-11R-1928-07	TCGA-F4-6855	TCGA-F4-6855-01A	TP	Primary solid Tumor	TCGA-COAD	Alive	1442	NA	25890	0	1442	71	female	Stage IIA	T3	N0	M0
TCGA-DM-A288-01A-11R-A16W-07	TCGA-DM-A288	TCGA-DM-A288-01A	TP	Primary solid Tumor	TCGA-COAD	Dead	427	427	25084	1	427	69	male	Stage IIIC	T3	N2	M0
TCGA-G4-6310-01A-11R-1723-07	TCGA-G4-6310	TCGA-G4-6310-01A	TP	Primary solid Tumor	TCGA-COAD	Alive	1935	NA	25243	0	1935	69	male	Stage IIIB	T3	N1	M0
TCGA-G4-6303-01A-11R-1774-07	TCGA-G4-6303	TCGA-G4-6303-01A	TP	Primary solid Tumor	TCGA-COAD	Dead	1882	2003	19800	1	2003	54	female	Stage IV	T3	N1	M1
TCGA-D5-6898-01A-11R-1928-07	TCGA-D5-6898	TCGA-D5-6898-01A	TP	Primary solid Tumor	TCGA-COAD	Alive	229	NA	18874	0	229	52	female	Stage I	T2	N0	M0
TCGA-A6-6140-01A-11R-1774-07	TCGA-A6-6140	TCGA-A6-6140-01A	TP	Primary solid Tumor	TCGA-COAD	Alive	734	NA	22835	0	734	63	male	Stage IIA	T3	N0	M0
TCGA-AA-3821-01A-01R-1022-07	TCGA-AA-3821	TCGA-AA-3821-01A	TP	Primary solid Tumor	TCGA-COAD	Alive	31	NA	29706	0	31	81	female	Stage I	T2	N0	M0
TCGA-AA-3562-01A-02R-0821-07	TCGA-AA-3562	TCGA-AA-3562-01A	TP	Primary solid Tumor	TCGA-COAD	Alive	608	NA	30254	0	608	83	male	Stage IIIC	T3	N2	M0
TCGA-G4-6323-01A-11R-1723-07	TCGA-G4-6323	TCGA-G4-6323-01A	TP	Primary solid Tumor	TCGA-COAD	Alive	419	NA	18334	0	419	50	male	Stage IA	Tis	N0	MX
TCGA-D5-6932-01A-11R-1928-07	TCGA-D5-6932	TCGA-D5-6932-01A	TP	Primary solid Tumor	TCGA-COAD	Alive	346	NA	25466	0	346	70	male	Stage IIA	T3	N0	M0
TCGA-AA-A01P-01A-21R-A083-07	TCGA-AA-A01P	TCGA-AA-A01P-01A	TP	Primary solid Tumor	TCGA-COAD	Dead	0	1158	29554	1	1158	81	female	Stage III	T3	N1	M0
TCGA-AA-3851-01A-01R-1022-07	TCGA-AA-3851	TCGA-AA-3851-01A	TP	Primary solid Tumor	TCGA-COAD	Alive	1006	NA	27090	0	1006	74	male	Stage IIA	T3	N0	M0
TCGA-G4-6293-01A-11R-1723-07	TCGA-G4-6293	TCGA-G4-6293-01A	TP	Primary solid Tumor	TCGA-COAD	Alive	4051	NA	18076	0	4051	50	female	Stage III	T3	N1	M0
TCGA-CM-5349-01A-21R-1723-07	TCGA-CM-5349	TCGA-CM-5349-01A	TP	Primary solid Tumor	TCGA-COAD	Alive	915	NA	24867	0	915	68	female	Stage IIA	T3	N0	M0
TCGA-AA-3527-11A-01R-A32Z-07	TCGA-AA-3527	TCGA-AA-3527-11A	NT	Solid Tissue Normal	TCGA-COAD	Alive	0	NA	32871	0	0	90	female	Stage IIA	T3	N0	M0

TCGA-AA-A01F-01A-01R-A002-07	TCGA-AA-A01F	TCGA-AA-A01F-01A	TP	Primary solid Tumor	TCGA-COAD	Alive	974	NA	26298	0	974	72	male	Stage IIIB	T3	N1	M0
TCGA-D5-5539-01A-01R-1653-07	TCGA-D5-5539	TCGA-D5-5539-01A	TP	Primary solid Tumor	TCGA-COAD	Alive	596	NA	22097	0	596	61	male	Stage IIIA	T3	N1	M0
TCGA-AA-3819-01A-01R-0905-07	TCGA-AA-3819	TCGA-AA-3819-01A	TP	Primary solid Tumor	TCGA-COAD	Alive	761	NA	15280	0	761	42	female	Stage IIA	T3	N0	M0
TCGA-NH-A8F8-01A-72R-A41B-07	TCGA-NH-A8F8	TCGA-NH-A8F8-01A	TP	Primary solid Tumor	TCGA-COAD	Dead	167	511	29185	1	511	80	male	Stage IV	T4a	N2b	M1
TCGA-AA-3695-01A-01R-0905-07	TCGA-AA-3695	TCGA-AA-3695-01A	TP	Primary solid Tumor	TCGA-COAD	Alive	0	NA	23164	0	0	63	female	Stage IV	T3	N2	M1
TCGA-AA-3850-01A-01R-1022-07	TCGA-AA-3850	TCGA-AA-3850-01A	TP	Primary solid Tumor	TCGA-COAD	Dead	NA	0	27090	1	0	74	male	Stage I	T2	N0	M0
TCGA-AA-3552-01A-01R-0821-07	TCGA-AA-3552	TCGA-AA-3552-01A	TP	Primary solid Tumor	TCGA-COAD	Dead	0	396	31290	1	396	86	male	Stage IIIC	T3	N2	M0
TCGA-AA-3506-01A-01R-1410-07	TCGA-AA-3506	TCGA-AA-3506-01A	TP	Primary solid Tumor	TCGA-COAD	Alive	1765	NA	28275	0	1765	77	male	Stage I	T2	N0	M0
TCGA-CA-6717-01A-11R-1839-07	TCGA-CA-6717	TCGA-CA-6717-01A	TP	Primary solid Tumor	TCGA-COAD	Alive	388	NA	20984	0	388	57	male	Stage IIA	T3	N0	M0
TCGA-5M-AAT4-01A-11R-A41B-07	TCGA-5M-AAT4	TCGA-5M-AAT4-01A	TP	Primary solid Tumor	TCGA-COAD	Dead	NA	49	27095	1	49	74	male	Stage IV	T3	N0	M1b
TCGA-A6-6651-01A-21R-1839-07	TCGA-A6-6651	TCGA-A6-6651-01A	TP	Primary solid Tumor	TCGA-COAD	Alive	662	NA	20110	0	662	55	female	Stage IIIB	T3	N1b	MX
TCGA-AA-A00E-01A-01R-A002-07	TCGA-AA-A00E	TCGA-AA-A00E-01A	TP	Primary solid Tumor	TCGA-COAD	Alive	913	NA	23741	0	913	65	male	Stage IIA	T3	N0	M0
TCGA-AA-3856-01A-01R-0905-07	TCGA-AA-3856	TCGA-AA-3856-01A	TP	Primary solid Tumor	TCGA-COAD	Alive	30	NA	21670	0	30	59	male	Stage IIA	T3	N0	M0
TCGA-AA-3976-01A-01R-1022-07	TCGA-AA-3976	TCGA-AA-3976-01A	TP	Primary solid Tumor	TCGA-COAD	Alive	791	NA	25599	0	791	70	male	Stage IIIA	T2	N1	M0
TCGA-A6-2679-11A-01R-A32Z-07	TCGA-A6-2679	TCGA-A6-2679-11A	NT	Solid Tissue Normal	TCGA-COAD	Alive	1366	NA	26820	0	1366	73	female	Stage IIB	T3	N0	NA
TCGA-A6-2679-01A-02R-1410-07	TCGA-A6-2679	TCGA-A6-2679-01A	TP	Primary solid Tumor	TCGA-COAD	Alive	1366	NA	26820	0	1366	73	female	Stage IIB	T3	N0	NA
TCGA-AA-3837-01A-01R-0905-07	TCGA-AA-3837	TCGA-AA-3837-01A	TP	Primary solid Tumor	TCGA-COAD	Alive	1186	NA	24655	0	1186	68	male	Stage IIA	T3	N0	M0
TCGA-DM-A1D0-01A-11R-A155-07	TCGA-DM-A1D0	TCGA-DM-A1D0-01A	TP	Primary solid Tumor	TCGA-COAD	Alive	3974	NA	28875	0	3974	79	female	Stage IIA	T3	N0	M0
TCGA-G4-6627-01A-11R-1774-07	TCGA-G4-6627	TCGA-G4-6627-01A	TP	Primary solid Tumor	TCGA-COAD	Alive	2175	NA	30697	0	2175	84	male	Stage IIA	T3	N0	M0
TCGA-A6-2686-01A-01R-A32Z-07	TCGA-A6-2686	TCGA-A6-2686-01A	TP	Primary solid Tumor	TCGA-COAD	Dead	488	1126	29623	1	1126	81	female	Stage IIA	T3	N0	M0
TCGA-A6-5666-01A-01R-1653-07	TCGA-A6-5666	TCGA-A6-5666-01A	TP	Primary solid Tumor	TCGA-COAD	Alive	995	NA	28514	0	995	78	male	Stage IIC	T4b	N0	M0
TCGA-AA-3833-01A-01R-0905-07	TCGA-AA-3833	TCGA-AA-3833-01A	TP	Primary solid Tumor	TCGA-COAD	Alive	485	NA	23011	0	485	63	female	Stage IIA	T3	N0	M0
TCGA-NH-A6GC-01A-12R-A41B-07	TCGA-NH-A6GC	TCGA-NH-A6GC-01A	TP	Primary solid Tumor	TCGA-COAD	Alive	389	NA	24355	0	389	67	female	Stage IVB	T4b	N1b	M1b
TCGA-AA-A010-01A-01R-A089-07	TCGA-AA-A010	TCGA-AA-A010-01A	TP	Primary solid Tumor	TCGA-COAD	Alive	1064	NA	16922	0	1064	46	female	Stage IIB	T4	N0	M0
TCGA-A6-2675-11A-01R-1723-07	TCGA-A6-2675	TCGA-A6-2675-11A	NT	Solid Tissue Normal	TCGA-COAD	Alive	1321	NA	28813	0	1321	79	male	Stage IIA	T3	N0	MX
TCGA-A6-2675-01A-02R-1723-07	TCGA-A6-2675	TCGA-A6-2675-01A	TP	Primary solid Tumor	TCGA-COAD	Alive	1321	NA	28813	0	1321	79	male	Stage IIA	T3	N0	MX
TCGA-AA-A00D-01A-01R-A002-07	TCGA-AA-A00D	TCGA-AA-A00D-01A	TP	Primary solid Tumor	TCGA-COAD	Alive	578	NA	25689	0	578	70	male	Stage I	T2	N0	M0
TCGA-AA-A00U-01A-01R-A002-07	TCGA-AA-A00U	TCGA-AA-A00U-01A	TP	Primary solid Tumor	TCGA-COAD	Alive	518	NA	18263	0	518	50	male	Stage IIIB	T3	N1	M0
TCGA-AA-A01V-01A-23R-A083-07	TCGA-AA-A01V	TCGA-AA-A01V-01A	TP	Primary solid Tumor	TCGA-COAD	Alive	31	NA	21792	0	31	60	male	Stage I	T2	N0	M0
TCGA-AA-3519-01A-02R-0821-07	TCGA-AA-3519	TCGA-AA-3519-01A	TP	Primary solid Tumor	TCGA-COAD	Alive	276	NA	23131	0	276	63	male	Stage III	T3	N1	M0
TCGA-F4-6703-01A-11R-1839-07	TCGA-F4-6703	TCGA-F4-6703-01A	TP	Primary solid Tumor	TCGA-COAD	Alive	1456	NA	23644	0	1456	65	male	Stage IIA	T3	N0	M0
TCGA-G5-6572-01A-11R-1830-07	TCGA-G5-6572	TCGA-G5-6572-01A	TP	Primary solid Tumor	TCGA-READ	Dead	NA	1432	20475	1	1432	56	male	NA	NA	NA	NA
TCGA-AG-A023-01A-01R-A00A-07	TCGA-AG-A023	TCGA-AG-A023-01A	TP	Primary solid Tumor	TCGA-READ	Dead	61	1581	22830	1	1581	63	female	Stage IV	T4	N2	M1
TCGA-DC-5337-01A-01R-1660-07	TCGA-DC-5337	TCGA-DC-5337-01A	TP	Primary solid Tumor	TCGA-READ	Alive	792	NA	25202	0	792	69	male	Stage I	T1	N0	M0
TCGA-AF-2693-01A-02R-1736-07	TCGA-AF-2693	TCGA-AF-2693-01A	TP	Primary solid Tumor	TCGA-READ	Alive	1155	NA	27443	0	1155	75	male	Stage I	T2	N0	MX
TCGA-AG-3898-01A-01R-1119-07	TCGA-AG-3898	TCGA-AG-3898-01A	TP	Primary solid Tumor	TCGA-READ	Alive	1461	NA	22492	0	1461	62	male	Stage IIA	T3	N0	M0
TCGA-AG-3894-01A-01R-1119-07	TCGA-AG-3894	TCGA-AG-3894-01A	TP	Primary solid Tumor	TCGA-READ	Alive	426	NA	23954	0	426	66	male	Stage IIA	T3	N0	M0
TCGA-EI-6885-01A-11R-1928-07	TCGA-EI-6885	TCGA-EI-6885-01A	TP	Primary solid Tumor	TCGA-READ	Alive	415	NA	21140	0	415	58	female	Stage IV	T3	N1b	M1
TCGA-EI-6510-01A-11R-1736-07	TCGA-EI-6510	TCGA-EI-6510-01A	TP	Primary solid Tumor	TCGA-READ	Alive	556	NA	28328	0	556	78	female	NA	T2	N0	MX
TCGA-F5-6810-01A-11R-1830-07	TCGA-F5-6810	TCGA-F5-6810-01A	TP	Primary solid Tumor	TCGA-READ	NA	NA	NA	NA	NA	0	#VALUE!	NA	NA	NA	NA	NA
TCGA-AF-5654-11A-11R-1660-07	TCGA-AF-5654	TCGA-AF-5654-11A	NT	Solid Tissue Normal	TCGA-READ	Dead	257	512	26738	1	512	73	female	Stage I	T2	N0	M0
TCGA-AG-3575-01A-01R-0821-07	TCGA-AG-3575	TCGA-AG-3575-01A	TP	Primary solid Tumor	TCGA-READ	Alive	365	NA	18932	0	365	52	male	Stage II	T3	N0	M0
TCGA-AG-3731-11A-01R-1736-07	TCGA-AG-3731	TCGA-AG-3731-11A	NT	Solid Tissue Normal	TCGA-READ	Alive	1126	NA	23923	0	1126	66	male	Stage IV	T3	N1	M1
TCGA-AF-6672-01A-11R-1830-07	TCGA-AF-6672	TCGA-AF-6672-01A	TP	Primary solid Tumor	TCGA-READ	Alive	748	NA	15965	0	748	44	male	Stage IV	T4a	N2b	MX
TCGA-AG-3896-01A-01R-1119-07	TCGA-AG-3896	TCGA-AG-3896-01A	TP	Primary solid Tumor	TCGA-READ	Alive	31	NA	31046	0	31	85	female	Stage I	T2	N0	M0
TCGA-AG-A011-01A-01R-A002-07	TCGA-AG-A011	TCGA-AG-A011-01A	TP	Primary solid Tumor	TCGA-READ	Alive	1126	NA	29463	0	1126	81	male	Stage IIA	T3	N0	M0
TCGA-DC-6154-01A-31R-1928-07	TCGA-DC-6154	TCGA-DC-6154-01A	TP	Primary solid Tumor	TCGA-READ	Alive	365	NA	21093	0	365	58	female	Stage IVA	T4a	N2b	M1
TCGA-AG-3581-01A-01R-0821-07	TCGA-AG-3581	TCGA-AG-3581-01A	TP	Primary solid Tumor	TCGA-READ	Alive	215	NA	23345	0	215	64	male	Stage I	T2	N0	M0
TCGA-DT-5265-01A-21R-1830-07	TCGA-DT-5265	TCGA-DT-5265-01A	TP	Primary solid Tumor	TCGA-READ	Alive	384	NA	18669	0	384	51	male	Stage II	T3	N0	M0
TCGA-AG-3578-01A-01R-0821-07	TCGA-AG-3578	TCGA-AG-3578-01A	TP	Primary solid Tumor	TCGA-READ	Alive	974	NA	27851	0	974	76	female	Stage IIA	T3	N0	M0
TCGA-AG-3583-01A-01R-0821-07	TCGA-AG-3583	TCGA-AG-3583-01A	TP	Primary solid Tumor	TCGA-READ	Dead	61	610	24107	1	610	66	male	Stage IV	T3	N2	M1
TCGA-AF-5654-01A-01R-1660-07	TCGA-AF-5654	TCGA-AF-5654-01A	TP	Primary solid Tumor	TCGA-READ	Dead	257	512	26738	1	512	73	female	Stage I	T2	N0	M0
TCGA-AG-A00C-01A-01R-A002-07	TCGA-AG-A00C	TCGA-AG-A00C-01A	TP	Primary solid Tumor	TCGA-READ	Alive	183	NA	18201	0	183	50	female	Stage IIIB	T3	N1	M0
TCGA-DC-6155-01A-11R-1660-07	TCGA-DC-6155	TCGA-DC-6155-01A	TP	Primary solid Tumor	TCGA-READ	Alive	425	NA	11381	0	425	31	female	Stage IIIA	T2	N1b	M0
TCGA-AG-A036-01A-12R-A083-07	TCGA-AG-A036	TCGA-AG-A036-01A	TP	Primary solid Tumor	TCGA-READ	Alive	3562	NA	26206	0	3562	72	male	Stage III	T3	N2	M0
TCGA-AF-A56K-01A-32R-A39D-07	TCGA-AF-A56K	TCGA-AF-A56K-01A	TP	Primary solid Tumor	TCGA-READ	Alive	2635	NA	20527	0	2635	56	male	Stage IIA	T3	N0	M0
TCGA-AG-3602-01A-02R-0826-07	TCGA-AG-3602	TCGA-AG-3602-01A	TP	Primary solid Tumor	TCGA-READ	Alive	0	NA	24350	0	0	67	female	Stage IIIC	T3	N2	M0
TCGA-AH-6547-01A-11R-1830-07	TCGA-AH-6547	TCGA-AH-6547-01A	TP	Primary solid Tumor	TCGA-READ	Dead	44	76	29030	1	76	80	female	NA	T3	N0	MX
TCGA-AH-6644-01A-21R-1830-07	TCGA-AH-6644	TCGA-AH-6644-01A	TP	Primary solid Tumor	TCGA-READ	Alive	838	NA	26892	0	838	74	male	NA	T3	NX	MX
TCGA-EI-6917-01A-11R-1928-07	TCGA-EI-6917	TCGA-EI-6917-01A	TP	Primary solid Tumor	TCGA-READ	Alive	531	NA	12113	0	531	33	male	Stage IIIA	T3	N1	M0
TCGA-AG-3574-01A-01R-0821-07	TCGA-AG-3574	TCGA-AG-3574-01A	TP	Primary solid Tumor	TCGA-READ	Dead	0	91	32781	1	91	90	female	Stage II	T3	N0	M0
TCGA-AG-A032-01A-01R-A00A-07	TCGA-AG-A032	TCGA-AG-A032-01A	TP	Primary solid Tumor	TCGA-READ	Alive	1157	NA	24865	0	1157	68	male	Stage IIIB	T3	N1	M0

TCGA-AH-6643-11A-01R-1830-07	TCGA-AH-6643	TCGA-AH-6643-11A	NT	Solid Tissue Normal	TCGA-READ	Dead	21	1314	18273	1	1314	50	male	Stage IIIC	T3	N2b	M0
TCGA-CL-5918-01A-11R-1660-07	TCGA-CL-5918	TCGA-CL-5918-01A	TP	Primary solid Tumor	TCGA-READ	Alive	0	NA	32872	0	0	90	female	Stage IIA	T3	N0	MX
TCGA-AF-2687-01A-02R-1736-07	TCGA-AF-2687	TCGA-AF-2687-01A	TP	Primary solid Tumor	TCGA-READ	Alive	1427	NA	21098	0	1427	58	male	Stage IIIC	T3	N2	M0
TCGA-AG-3611-01A-01R-0826-07	TCGA-AG-3611	TCGA-AG-3611-01A	TP	Primary solid Tumor	TCGA-READ	Alive	424	NA	26420	0	424	72	male	Stage IIA	T3	N0	M0
TCGA-EI-6507-01A-11R-1736-07	TCGA-EI-6507	TCGA-EI-6507-01A	TP	Primary solid Tumor	TCGA-READ	Alive	607	NA	22176	0	607	61	male	Stage IIA	T3	N0	M0
TCGA-AG-3725-11A-01R-1736-07	TCGA-AG-3725	TCGA-AG-3725-11A	NT	Solid Tissue Normal	TCGA-READ	Alive	0	NA	32872	0	0	90	female	Stage III	T3	N2	M0
TCGA-EI-6508-01A-11R-1736-07	TCGA-EI-6508	TCGA-EI-6508-01A	TP	Primary solid Tumor	TCGA-READ	Alive	636	NA	17827	0	636	49	female	Stage IIIB	T3	N1a	M0
TCGA-AF-A56L-01A-31R-A39D-07	TCGA-AF-A56L	TCGA-AF-A56L-01A	TP	Primary solid Tumor	TCGA-READ	Alive	2007	NA	17734	0	2007	49	female	Stage IIIC	T3	N2	M0
TCGA-AF-3400-11A-01R-A32Z-07	TCGA-AF-3400	TCGA-AF-3400-11A	NT	Solid Tissue Normal	TCGA-READ	Alive	1049	NA	19826	0	1049	54	male	Stage IIA	T3	N0	M0
TCGA-F5-6811-01A-11R-1830-07	TCGA-F5-6811	TCGA-F5-6811-01A	TP	Primary solid Tumor	TCGA-READ	Alive	979	NA	26575	0	979	73	female	Stage IIA	T3	N0	M0
TCGA-EI-6511-01A-11R-1736-07	TCGA-EI-6511	TCGA-EI-6511-01A	TP	Primary solid Tumor	TCGA-READ	Alive	482	NA	19237	0	482	53	male	Stage IIIB	T3	N1	M0
TCGA-EI-6883-01A-31R-1928-07	TCGA-EI-6883	TCGA-EI-6883-01A	TP	Primary solid Tumor	TCGA-READ	Alive	350	NA	23268	0	350	64	male	Stage IIC	T3	N0	M0
TCGA-EF-5831-01A-01R-1660-07	TCGA-EF-5831	TCGA-EF-5831-01A	TP	Primary solid Tumor	TCGA-READ	Alive	127	NA	26331	0	127	72	male	Stage IIA	T3	N0	M0
TCGA-DY-A1DE-01A-11R-A155-07	TCGA-DY-A1DE	TCGA-DY-A1DE-01A	TP	Primary solid Tumor	TCGA-READ	Alive	3932	NA	20504	0	3932	56	female	Stage IIA	T3	N0	M0
TCGA-AF-2692-11A-01R-A32Z-07	TCGA-AF-2692	TCGA-AF-2692-11A	NT	Solid Tissue Normal	TCGA-READ	Alive	412	NA	19830	0	412	54	female	Stage IIA	T3	N0	M0
TCGA-F5-6464-01A-11R-1736-07	TCGA-F5-6464	TCGA-F5-6464-01A	TP	Primary solid Tumor	TCGA-READ	Dead	0	303	28168	1	303	77	female	Stage IIIC	T4b	N2a	M0
TCGA-F5-6863-01A-11R-1928-07	TCGA-F5-6863	TCGA-F5-6863-01A	TP	Primary solid Tumor	TCGA-READ	Dead	23	361	25936	1	361	71	female	Stage IIIB	T4a	N1	M0
TCGA-AG-3887-01A-01R-1119-07	TCGA-AG-3887	TCGA-AG-3887-01A	TP	Primary solid Tumor	TCGA-READ	Alive	1124	NA	24960	0	1124	68	male	Stage IIA	T3	N0	M0
TCGA-CL-4957-01A-01R-1736-07	TCGA-CL-4957	TCGA-CL-4957-01A	TP	Primary solid Tumor	TCGA-READ	Dead	425	NA	29081	1	425	80	female	NA	T3	N1	M0
TCGA-CI-6623-01B-11R-1830-07	TCGA-CI-6623	TCGA-CI-6623-01B	TP	Primary solid Tumor	TCGA-READ	Alive	1443	NA	16177	0	1443	44	male	Stage I	T1	N0	M0
TCGA-BM-6198-01A-11R-1736-07	TCGA-BM-6198	TCGA-BM-6198-01A	TP	Primary solid Tumor	TCGA-READ	Alive	646	NA	26837	0	646	74	male	Stage IIIB	T3	N1	NA
TCGA-EI-6506-01A-11R-1736-07	TCGA-EI-6506	TCGA-EI-6506-01A	TP	Primary solid Tumor	TCGA-READ	Alive	625	NA	28587	0	625	78	female	Stage IIA	T3	N0	M0
TCGA-AG-3594-01A-02R-0821-07	TCGA-AG-3594	TCGA-AG-3594-01A	TP	Primary solid Tumor	TCGA-READ	Dead	0	61	28277	1	61	77	male	Stage IIA	T3	N0	M0
TCGA-AG-A002-01A-01R-A002-07	TCGA-AG-A002	TCGA-AG-A002-01A	TP	Primary solid Tumor	TCGA-READ	Alive	638	NA	13090	0	638	36	male	Stage I	T2	N0	M0
TCGA-CL-5917-01A-11R-1660-07	TCGA-CL-5917	TCGA-CL-5917-01A	TP	Primary solid Tumor	TCGA-READ	Alive	2376	NA	26084	0	2376	71	female	Stage IIIC	T3	N2	MX
TCGA-AG-A014-01A-02R-A002-07	TCGA-AG-A014	TCGA-AG-A014-01A	TP	Primary solid Tumor	TCGA-READ	Alive	485	NA	31718	0	485	87	male	Stage I	T2	N0	M0
TCGA-AG-3598-01A-01R-0826-07	TCGA-AG-3598	TCGA-AG-3598-01A	TP	Primary solid Tumor	TCGA-READ	Alive	1522	NA	25324	0	1522	69	male	Stage IIA	T3	N0	M0
TCGA-AF-A56N-01A-12R-A39D-07	TCGA-AF-A56N	TCGA-AF-A56N-01A	TP	Primary solid Tumor	TCGA-READ	Alive	360	NA	17480	0	360	48	female	Stage IIA	T3	N0	M0
TCGA-G5-6641-01A-11R-A32Z-07	TCGA-G5-6641	TCGA-G5-6641-01A	TP	Primary solid Tumor	TCGA-READ	Alive	804	NA	24486	0	804	67	male	Stage IIIA	T1	N1	MX
TCGA-DY-A1DD-01A-21R-A155-07	TCGA-DY-A1DD	TCGA-DY-A1DD-01A	TP	Primary solid Tumor	TCGA-READ	Dead	1741	1741	28159	1	1741	77	female	Stage IIIB	T3	N1	M0
TCGA-EF-5830-01A-01R-1660-07	TCGA-EF-5830	TCGA-EF-5830-01A	TP	Primary solid Tumor	TCGA-READ	Alive	106	NA	19802	0	106	54	male	Stage IIB	T4a	N0	M0
TCGA-AG-3609-01A-02R-0826-07	TCGA-AG-3609	TCGA-AG-3609-01A	TP	Primary solid Tumor	TCGA-READ	Alive	608	NA	23925	0	608	66	female	Stage IIIC	T3	N2	M0
TCGA-CI-6624-01C-11R-1830-07	TCGA-CI-6624	TCGA-CI-6624-01C	TP	Primary solid Tumor	TCGA-READ	Alive	1466	NA	19419	0	1466	53	female	Stage I	T2	N0	M0
TCGA-AG-A016-01A-01R-A002-07	TCGA-AG-A016	TCGA-AG-A016-01A	TP	Primary solid Tumor	TCGA-READ	Alive	276	NA	20178	0	276	55	male	Stage IV	T3	N2	M1
TCGA-AG-A01L-01A-01R-A002-07	TCGA-AG-A01L	TCGA-AG-A01L-01A	TP	Primary solid Tumor	TCGA-READ	Alive	0	NA	21369	0	0	59	male	Stage IIIB	T3	N1	M0
TCGA-AG-3732-11A-01R-1660-07	TCGA-AG-3732	TCGA-AG-3732-11A	NT	Solid Tissue Normal	TCGA-READ	Alive	1003	NA	28521	0	1003	78	female	Stage I	T2	N0	M0
TCGA-AG-3732-01A-11R-1660-07	TCGA-AG-3732	TCGA-AG-3732-01A	TP	Primary solid Tumor	TCGA-READ	Alive	1003	NA	28521	0	1003	78	female	Stage I	T2	N0	M0
TCGA-AG-A00H-01A-01R-A00A-07	TCGA-AG-A00H	TCGA-AG-A00H-01A	TP	Primary solid Tumor	TCGA-READ	Alive	790	NA	27485	0	790	75	male	Stage IIA	T3	N0	M0
TCGA-AG-4007-01A-01R-1119-07	TCGA-AG-4007	TCGA-AG-4007-01A	TP	Primary solid Tumor	TCGA-READ	Alive	31	NA	31776	0	31	87	male	Stage IV	T4	N2	M1
TCGA-AG-3591-01A-01R-1736-07	TCGA-AG-3591	TCGA-AG-3591-01A	TP	Primary solid Tumor	TCGA-READ	Alive	1035	NA	24167	0	1035	66	female	Stage IIA	T3	N0	M0
TCGA-AG-A02X-01A-01R-A00A-07	TCGA-AG-A02X	TCGA-AG-A02X-01A	TP	Primary solid Tumor	TCGA-READ	Alive	1247	NA	28399	0	1247	78	male	Stage I	T2	N0	M0
TCGA-DY-A1DF-01A-11R-A155-07	TCGA-DY-A1DF	TCGA-DY-A1DF-01A	TP	Primary solid Tumor	TCGA-READ	Dead	734	734	26763	1	734	73	female	Stage IIIC	T3	N2	M0
TCGA-EI-6884-01A-11R-1928-07	TCGA-EI-6884	TCGA-EI-6884-01A	TP	Primary solid Tumor	TCGA-READ	Alive	328	NA	25995	0	328	71	male	Stage IIIA	T3	N1	M0
TCGA-AG-3902-01A-01R-A32Z-07	TCGA-AG-3902	TCGA-AG-3902-01A	TP	Primary solid Tumor	TCGA-READ	Alive	974	NA	22492	0	974	62	male	Stage IIA	T3	N0	M0
TCGA-AG-A015-01A-01R-A002-07	TCGA-AG-A015	TCGA-AG-A015-01A	TP	Primary solid Tumor	TCGA-READ	Alive	1096	NA	23496	0	1096	64	female	Stage I	T1	N0	M0
TCGA-AF-4110-01A-02R-1736-07	TCGA-AF-4110	TCGA-AF-4110-01A	TP	Primary solid Tumor	TCGA-READ	Alive	912	NA	28289	0	912	78	male	Stage IVA	T4a	N2b	MX
TCGA-AF-2691-11A-01R-A32Z-07	TCGA-AF-2691	TCGA-AF-2691-11A	NT	Solid Tissue Normal	TCGA-READ	Alive	1309	NA	17759	0	1309	49	female	Stage I	T1	N0	M0
TCGA-AF-2691-01A-01R-0821-07	TCGA-AF-2691	TCGA-AF-2691-01A	TP	Primary solid Tumor	TCGA-READ	Alive	1309	NA	17759	0	1309	49	female	Stage I	T1	N0	M0
TCGA-AG-3731-01A-11R-1736-07	TCGA-AG-3731	TCGA-AG-3731-01A	TP	Primary solid Tumor	TCGA-READ	Alive	1126	NA	23923	0	1126	66	male	Stage IV	T3	N1	M1
TCGA-DY-A1DG-01A-11R-A32Y-07	TCGA-DY-A1DG	TCGA-DY-A1DG-01A	TP	Primary solid Tumor	TCGA-READ	Dead	NA	1566	27396	1	1566	75	male	Stage IVA	T3	N1	M1
TCGA-CI-6619-01B-11R-1830-07	TCGA-CI-6619	TCGA-CI-6619-01B	TP	Primary solid Tumor	TCGA-READ	Alive	184	NA	15322	0	184	42	male	Stage IV	T3	N1c	M1
TCGA-DC-6157-01A-11R-1660-07	TCGA-DC-6157	TCGA-DC-6157-01A	TP	Primary solid Tumor	TCGA-READ	Alive	1581	NA	17807	0	1581	49	male	Stage I	T2	N0	M0
TCGA-DC-4745-01A-01R-A32Z-07	TCGA-DC-4745	TCGA-DC-4745-01A	TP	Primary solid Tumor	TCGA-READ	Alive	639	NA	17958	0	639	49	female	Stage IIIB	T3	N1a	M0
TCGA-AG-3584-01A-01R-0821-07	TCGA-AG-3584	TCGA-AG-3584-01A	TP	Primary solid Tumor	TCGA-READ	Dead	0	730	22189	1	730	61	male	Stage IV	T3	N2	M1
TCGA-AG-4022-01A-01R-1736-07	TCGA-AG-4022	TCGA-AG-4022-01A	TP	Primary solid Tumor	TCGA-READ	Alive	1400	NA	21823	0	1400	60	female	Stage II	T3	N0	M0
TCGA-AG-3893-01A-01R-1119-07	TCGA-AG-3893	TCGA-AG-3893-01A	TP	Primary solid Tumor	TCGA-READ	Alive	1065	NA	27272	0	1065	75	male	Stage IIIB	T3	N1	M0
TCGA-AG-3881-01A-01R-0905-07	TCGA-AG-3881	TCGA-AG-3881-01A	TP	Primary solid Tumor	TCGA-READ	Alive	579	NA	30467	0	579	83	female	Stage IIA	T3	N0	M0
TCGA-DY-A1H8-01A-21R-A155-07	TCGA-DY-A1H8	TCGA-DY-A1H8-01A	TP	Primary solid Tumor	TCGA-READ	Dead	992	992	28459	1	992	78	female	Stage IIIA	T2	N1	M0
TCGA-AG-3883-01A-02R-0905-07	TCGA-AG-3883	TCGA-AG-3883-01A	TP	Primary solid Tumor	TCGA-READ	Alive	31	NA	25415	0	31	70	male	Stage I	T2	N0	M0
TCGA-AG-3882-01A-01R-0905-07	TCGA-AG-3882	TCGA-AG-3882-01A	TP	Primary solid Tumor	TCGA-READ	Alive	608	NA	24198	0	608	66	female	Stage I	T2	N0	M0
TCGA-AG-3601-01A-01R-0826-07	TCGA-AG-3601	TCGA-AG-3601-01A	TP	Primary solid Tumor	TCGA-READ	Alive	0	NA	24837	0	0	68	male	Stage IIIB	T4	N1	M0
TCGA-F5-6813-01A-11R-1830-07	TCGA-F5-6813	TCGA-F5-6813-01A	TP	Primary solid Tumor	TCGA-READ	Dead	252	598	25651	1	598	70	male	Stage IIIC	T4a	N2	M0

TCGA-AG-3608-01A-01R-0826-07	TCGA-AG-3608	TCGA-AG-3608-01A	TP	Primary solid Tumor	TCGA-READ	Alive	485	NA	29008	0	485	79	female	Stage IIA	T3	N0	M0
TCGA-F5-6702-01A-11R-1830-07	TCGA-F5-6702	TCGA-F5-6702-01A	TP	Primary solid Tumor	TCGA-READ	Dead	452	869	26123	1	869	72	male	Stage IVA	T3	N1	M1
TCGA-AH-6643-01A-11R-1830-07	TCGA-AH-6643	TCGA-AH-6643-01A	TP	Primary solid Tumor	TCGA-READ	Dead	21	1314	18273	1	1314	50	male	Stage IIIC	T3	N2b	M0
TCGA-CI-6622-01A-11R-1830-07	TCGA-CI-6622	TCGA-CI-6622-01A	TP	Primary solid Tumor	TCGA-READ	Alive	1362	NA	27336	0	1362	75	male	Stage IIB	T4	N0	M0
TCGA-G5-6233-01A-11R-1736-07	TCGA-G5-6233	TCGA-G5-6233-01A	TP	Primary solid Tumor	TCGA-READ	Dead	NA	556	27190	1	556	74	male	NA	T3	N2	M0
TCGA-AG-3742-11A-01R-1660-07	TCGA-AG-3742	TCGA-AG-3742-11A	NT	Solid Tissue Normal	TCGA-READ	Alive	30	NA	31078	0	30	85	female	Stage I	T1	N0	M0
TCGA-AG-3742-01A-11R-1660-07	TCGA-AG-3742	TCGA-AG-3742-01A	TP	Primary solid Tumor	TCGA-READ	Alive	30	NA	31078	0	30	85	female	Stage I	T1	N0	M0
TCGA-AG-3725-01A-11R-1736-07	TCGA-AG-3725	TCGA-AG-3725-01A	TP	Primary solid Tumor	TCGA-READ	Alive	0	NA	32872	0	0	90	female	Stage III	T3	N2	M0
TCGA-AG-A00Y-01A-02R-A002-07	TCGA-AG-A00Y	TCGA-AG-A00Y-01A	TP	Primary solid Tumor	TCGA-READ	Alive	700	NA	24837	0	700	68	male	Stage IIA	T3	N0	M0
TCGA-AG-3878-01A-02R-0905-07	TCGA-AG-3878	TCGA-AG-3878-01A	TP	Primary solid Tumor	TCGA-READ	Alive	30	NA	23527	0	30	64	male	Stage I	T2	N0	M0
TCGA-AG-3582-01A-01R-0821-07	TCGA-AG-3582	TCGA-AG-3582-01A	TP	Primary solid Tumor	TCGA-READ	Dead	31	1096	27636	1	1096	76	male	Stage IV	T3	N1	M1
TCGA-AG-3892-01A-01R-1119-07	TCGA-AG-3892	TCGA-AG-3892-01A	TP	Primary solid Tumor	TCGA-READ	Alive	396	NA	20880	0	396	57	female	Stage I	T1	N0	M0
TCGA-AG-3587-01A-01R-0821-07	TCGA-AG-3587	TCGA-AG-3587-01A	TP	Primary solid Tumor	TCGA-READ	Alive	1400	NA	24075	0	1400	66	male	Stage I	T2	N0	M0
TCGA-AF-3400-01A-01R-0821-07	TCGA-AF-3400	TCGA-AF-3400-01A	TP	Primary solid Tumor	TCGA-READ	Alive	1049	NA	19826	0	1049	54	male	Stage IIA	T3	N0	M0
TCGA-AG-3890-01A-01R-1119-07	TCGA-AG-3890	TCGA-AG-3890-01A	TP	Primary solid Tumor	TCGA-READ	Alive	518	NA	22950	0	518	63	male	Stage I	T2	N0	M0
TCGA-EI-6882-01A-11R-1928-07	TCGA-EI-6882	TCGA-EI-6882-01A	TP	Primary solid Tumor	TCGA-READ	Alive	262	NA	21682	0	262	59	male	Stage IIA	T3	N0	M0
TCGA-F5-6812-01A-11R-1830-07	TCGA-F5-6812	TCGA-F5-6812-01A	TP	Primary solid Tumor	TCGA-READ	Alive	1110	NA	24490	0	1110	67	male	Stage IIA	T3	N0	M0
TCGA-DC-5869-01A-01R-1660-07	TCGA-DC-5869	TCGA-DC-5869-01A	TP	Primary solid Tumor	TCGA-READ	Alive	943	NA	22676	0	943	62	female	Stage IIIB	T3	N1a	M0
TCGA-AG-3885-01A-01R-0905-07	TCGA-AG-3885	TCGA-AG-3885-01A	TP	Primary solid Tumor	TCGA-READ	Alive	546	NA	26145	0	546	72	female	Stage IIIB	T3	N1	M0
TCGA-AF-6655-01A-11R-1830-07	TCGA-AF-6655	TCGA-AF-6655-01A	TP	Primary solid Tumor	TCGA-READ	Alive	609	NA	24417	0	609	67	male	Stage IIIA	T2	N1	M0
TCGA-AG-3727-01A-01R-0905-07	TCGA-AG-3727	TCGA-AG-3727-01A	TP	Primary solid Tumor	TCGA-READ	Alive	30	NA	28641	0	30	78	female	Stage III	T3	N1	M0
TCGA-AG-A008-01A-01R-A002-07	TCGA-AG-A008	TCGA-AG-A008-01A	TP	Primary solid Tumor	TCGA-READ	Alive	424	NA	18416	0	424	50	female	Stage I	T2	N0	M0
TCGA-F5-6465-01A-11R-1736-07	TCGA-F5-6465	TCGA-F5-6465-01A	TP	Primary solid Tumor	TCGA-READ	Alive	1506	NA	23432	0	1506	64	female	Stage IIA	T3	N0	M0
TCGA-AG-4001-01A-02R-1119-07	TCGA-AG-4001	TCGA-AG-4001-01A	TP	Primary solid Tumor	TCGA-READ	Alive	1096	NA	27302	0	1096	75	female	Stage IIA	T3	N0	M0
TCGA-F5-6861-01A-11R-1928-07	TCGA-F5-6861	TCGA-F5-6861-01A	TP	Primary solid Tumor	TCGA-READ	Alive	1160	NA	21936	0	1160	60	female	Stage IIA	T3	N0	M0
TCGA-AG-4021-01A-01R-1736-07	TCGA-AG-4021	TCGA-AG-4021-01A	TP	Primary solid Tumor	TCGA-READ	Dead	0	121	31015	1	121	85	female	Stage IV	T3	N2	M1
TCGA-AG-3580-01A-01R-0821-07	TCGA-AG-3580	TCGA-AG-3580-01A	TP	Primary solid Tumor	TCGA-READ	Alive	244	NA	24775	0	244	68	male	Stage I	T1	N0	M0
TCGA-AG-3999-01A-01R-1119-07	TCGA-AG-3999	TCGA-AG-3999-01A	TP	Primary solid Tumor	TCGA-READ	Alive	853	NA	22311	0	853	61	female	Stage IIIC	T3	N2	M0
TCGA-AF-2692-01A-01R-0821-07	TCGA-AF-2692	TCGA-AF-2692-01A	TP	Primary solid Tumor	TCGA-READ	Alive	412	NA	19830	0	412	54	female	Stage IIA	T3	N0	M0
TCGA-AG-4008-01A-01R-1119-07	TCGA-AG-4008	TCGA-AG-4008-01A	TP	Primary solid Tumor	TCGA-READ	Alive	518	NA	23192	0	518	64	male	Stage IIA	T3	N0	M0
TCGA-AH-6544-01A-11R-1830-07	TCGA-AH-6544	TCGA-AH-6544-01A	TP	Primary solid Tumor	TCGA-READ	Alive	1173	NA	21977	0	1173	60	male	NA	T3	N1	M1
TCGA-AG-A025-01A-01R-A00A-07	TCGA-AG-A025	TCGA-AG-A025-01A	TP	Primary solid Tumor	TCGA-READ	Alive	1520	NA	22952	0	1520	63	female	Stage I	T1	N0	M0
TCGA-AG-3728-01A-01R-0905-07	TCGA-AG-3728	TCGA-AG-3728-01A	TP	Primary solid Tumor	TCGA-READ	Alive	912	NA	26906	0	912	74	male	Stage IIIB	T3	N1	M0
TCGA-DY-A0XA-01A-11R-A155-07	TCGA-DY-A0XA	TCGA-DY-A0XA-01A	TP	Primary solid Tumor	TCGA-READ	Alive	3846	NA	21115	0	3846	58	female	Stage IIA	T3	N0	M0
TCGA-F5-6571-01A-12R-1830-07	TCGA-F5-6571	TCGA-F5-6571-01A	TP	Primary solid Tumor	TCGA-READ	Alive	1288	NA	22666	0	1288	62	female	Stage IIA	T3	N0	M0
TCGA-AG-A01W-01A-21R-A083-07	TCGA-AG-A01W	TCGA-AG-A01W-01A	TP	Primary solid Tumor	TCGA-READ	Alive	0	NA	24745	0	0	68	female	Stage II	T3	N0	M0
TCGA-EI-6513-01A-21R-1736-07	TCGA-EI-6513	TCGA-EI-6513-01A	TP	Primary solid Tumor	TCGA-READ	Alive	497	NA	21776	0	497	60	male	Stage IIIB	T3	N1	M0
TCGA-AG-A01J-01A-01R-A00A-07	TCGA-AG-A01J	TCGA-AG-A01J-01A	TP	Primary solid Tumor	TCGA-READ	Alive	31	NA	21581	0	31	59	female	Stage IIA	T3	N0	M0
TCGA-AG-A01Y-01A-41R-A083-07	TCGA-AG-A01Y	TCGA-AG-A01Y-01A	TP	Primary solid Tumor	TCGA-READ	Alive	0	NA	18112	0	0	50	female	Stage II	T3	N0	M0
TCGA-AG-3593-01A-01R-0821-07	TCGA-AG-3593	TCGA-AG-3593-01A	TP	Primary solid Tumor	TCGA-READ	Alive	1035	NA	26480	0	1035	73	female	Stage IIA	T3	N0	M0
TCGA-AH-6549-01A-11R-1830-07	TCGA-AH-6549	TCGA-AH-6549-01A	TP	Primary solid Tumor	TCGA-READ	Alive	532	NA	24337	0	532	67	male	NA	T3	NX	MX
TCGA-AF-3911-01A-01R-1736-07	TCGA-AF-3911	TCGA-AF-3911-01A	TP	Primary solid Tumor	TCGA-READ	Alive	1148	NA	17609	0	1148	48	male	Stage IIIC	T3	N2	MX
TCGA-AG-4015-01A-01R-1119-07	TCGA-AG-4015	TCGA-AG-4015-01A	TP	Primary solid Tumor	TCGA-READ	Alive	0	NA	31291	0	0	86	female	Stage IIA	T3	N0	M0
TCGA-DC-6681-01A-11R-A32Z-07	TCGA-DC-6681	TCGA-DC-6681-01A	TP	Primary solid Tumor	TCGA-READ	Alive	790	NA	25659	0	790	70	female	Stage IVA	T3	N2a	M1a
TCGA-F5-6864-01A-11R-1928-07	TCGA-F5-6864	TCGA-F5-6864-01A	TP	Primary solid Tumor	TCGA-READ	Alive	379	NA	27058	0	379	74	female	Stage IIIB	T3	N2a	M0
TCGA-AF-2690-01A-02R-1736-07	TCGA-AF-2690	TCGA-AF-2690-01A	TP	Primary solid Tumor	TCGA-READ	Dead	358	524	28119	1	524	77	female	Stage IIIC	T3	N2	M0
TCGA-EI-6509-01A-11R-1736-07	TCGA-EI-6509	TCGA-EI-6509-01A	TP	Primary solid Tumor	TCGA-READ	Alive	517	NA	19666	0	517	54	male	Stage IIIC	T3	N2b	M0
TCGA-AG-A01N-01A-01R-A00A-07	TCGA-AG-A01N	TCGA-AG-A01N-01A	TP	Primary solid Tumor	TCGA-READ	Alive	943	NA	25049	0	943	69	female	Stage IV	T2	N0	M1
TCGA-AG-3600-01A-01R-0826-07	TCGA-AG-3600	TCGA-AG-3600-01A	TP	Primary solid Tumor	TCGA-READ	Alive	184	NA	22767	0	184	62	male	Stage IIIC	T3	N2	M0
TCGA-AG-3599-01A-02R-0826-07	TCGA-AG-3599	TCGA-AG-3599-01A	TP	Primary solid Tumor	TCGA-READ	Alive	366	NA	25749	0	366	71	male	Stage I	T2	N0	M0
TCGA-AG-A020-01A-21R-A083-07	TCGA-AG-A020	TCGA-AG-A020-01A	TP	Primary solid Tumor	TCGA-READ	Alive	31	NA	20851	0	31	57	female	Stage III	T3	N1	M0
TCGA-EI-7002-01A-11R-1928-07	TCGA-EI-7002	TCGA-EI-7002-01A	TP	Primary solid Tumor	TCGA-READ	Alive	364	NA	21192	0	364	58	male	Stage IV	T3	N2	M1
TCGA-CI-6621-01A-11R-1830-07	TCGA-CI-6621	TCGA-CI-6621-01A	TP	Primary solid Tumor	TCGA-READ	Alive	419	NA	23240	0	419	64	male	Stage IIIB	T3	N1	MX
TCGA-DC-6160-01A-11R-1660-07	TCGA-DC-6160	TCGA-DC-6160-01A	TP	Primary solid Tumor	TCGA-READ	Alive	1339	NA	24990	0	1339	68	male	Stage I	T2	N0	M0
TCGA-AG-3726-01A-02R-0905-07	TCGA-AG-3726	TCGA-AG-3726-01A	TP	Primary solid Tumor	TCGA-READ	Alive	243	NA	23345	0	243	64	female	Stage I	T2	N0	M0
TCGA-G5-6572-02A-12R-1830-07	TCGA-G5-6572	TCGA-G5-6572-02A	TP	Primary solid Tumor	TCGA-READ	Dead	NA	1432	20475	1	1432	56	male	NA	NA	NA	NA
TCGA-EI-6512-01A-11R-1736-07	TCGA-EI-6512	TCGA-EI-6512-01A	TP	Primary solid Tumor	TCGA-READ	Alive	538	NA	23537	0	538	64	female	Stage IIIB	T3	N1	M0
TCGA-AF-3913-01A-02R-1119-07	TCGA-AF-3913	TCGA-AF-3913-01A	TP	Primary solid Tumor	TCGA-READ	Dead	NA	316	21970	1	316	60	male	Stage IV	T3	N1	M1
TCGA-DC-6682-01A-11R-1830-07	TCGA-DC-6682	TCGA-DC-6682-01A	TP	Primary solid Tumor	TCGA-READ	Alive	762	NA	21062	0	762	58	male	Stage IIA	T3	N0	M0
TCGA-AH-6897-01A-11R-1928-07	TCGA-AH-6897	TCGA-AH-6897-01A	TP	Primary solid Tumor	TCGA-READ	Alive	804	NA	17536	0	804	48	male	Stage I	T2	N0	M0
TCGA-AG-A026-01A-01R-A00A-07	TCGA-AG-A026	TCGA-AG-A026-01A	TP	Primary solid Tumor	TCGA-READ	Dead	NA	59	24413	1	59	67	male	Stage II	T4	N0	M0
TCGA-AF-2689-11A-01R-A32Z-07	TCGA-AF-2689	TCGA-AF-2689-11A	NT	Solid Tissue Normal	TCGA-READ	Dead	546	1201	15082	1	1201	41	female	Stage IV	T3	N2	M1

TCGA-AF-6136-01A-11R-1830-07	TCGA-AF-6136	TCGA-AF-6136-01A	TP	Primary solid Tumor	TCGA-READ	Alive	741	NA	26490	0	741	73	female	Stage IIIB	T3	N1b	MX
TCGA-EI-6514-01A-11R-1736-07	TCGA-EI-6514	TCGA-EI-6514-01A	TP	Primary solid Tumor	TCGA-READ	Alive	496	NA	21618	0	496	59	female	Stage IIA	T3	N0	M0
TCGA-AG-3901-01A-01R-1119-07	TCGA-AG-3901	TCGA-AG-3901-01A	TP	Primary solid Tumor	TCGA-READ	Alive	761	NA	24502	0	761	67	female	Stage IIIB	T3	N1	M0
TCGA-DC-6683-01A-11R-1830-07	TCGA-DC-6683	TCGA-DC-6683-01A	TP	Primary solid Tumor	TCGA-READ	Alive	762	NA	15918	0	762	44	male	Stage IIIB	T3	N1b	M0
TCGA-DC-6158-01A-11R-1660-07	TCGA-DC-6158	TCGA-DC-6158-01A	TP	Primary solid Tumor	TCGA-READ	Dead	216	334	25842	1	334	71	male	Stage I	T2	N0	M0
TCGA-AG-A02G-01A-01R-A00A-07	TCGA-AG-A02G	TCGA-AG-A02G-01A	TP	Primary solid Tumor	TCGA-READ	Dead	0	1185	24259	1	1185	66	male	Stage IV	T2	N1	M1
TCGA-DC-6156-01A-11R-1660-07	TCGA-DC-6156	TCGA-DC-6156-01A	TP	Primary solid Tumor	TCGA-READ	Alive	943	NA	22706	0	943	62	male	Stage IVA	T4a	N2b	M1a
TCGA-AG-3592-01A-02R-1736-07	TCGA-AG-3592	TCGA-AG-3592-01A	TP	Primary solid Tumor	TCGA-READ	Alive	1035	NA	25141	0	1035	69	male	Stage IIA	T3	N0	M0
TCGA-AG-3612-01A-01R-0826-07	TCGA-AG-3612	TCGA-AG-3612-01A	TP	Primary solid Tumor	TCGA-READ	Alive	608	NA	20242	0	608	55	female	Stage IIIB	T3	N1	M0
TCGA-AH-6903-01A-11R-1928-07	TCGA-AH-6903	TCGA-AH-6903-01A	TP	Primary solid Tumor	TCGA-READ	Alive	592	NA	17030	0	592	47	male	Stage IIIB	T3	N1b	M0
TCGA-DY-A1DC-01A-31R-A155-07	TCGA-DY-A1DC	TCGA-DY-A1DC-01A	TP	Primary solid Tumor	TCGA-READ	Dead	NA	1258	26436	1	1258	72	female	Stage IIA	T3	N0	M0
TCGA-AG-4005-01A-01R-1119-07	TCGA-AG-4005	TCGA-AG-4005-01A	TP	Primary solid Tumor	TCGA-READ	Alive	427	NA	23407	0	427	64	male	Stage IV	T3	N2	M1
TCGA-EI-6881-01A-11R-A32Z-07	TCGA-EI-6881	TCGA-EI-6881-01A	TP	Primary solid Tumor	TCGA-READ	Alive	499	NA	22057	0	499	60	male	Stage IIIA	T3	N1	M0
TCGA-AG-A02N-01A-11R-A083-07	TCGA-AG-A02N	TCGA-AG-A02N-01A	TP	Primary solid Tumor	TCGA-READ	Alive	1885	NA	24687	0	1885	68	male	Stage II	T3	N0	M0
TCGA-AG-3605-01A-01R-0826-07	TCGA-AG-3605	TCGA-AG-3605-01A	TP	Primary solid Tumor	TCGA-READ	Alive	30	NA	31078	0	30	85	female	Stage IV	T3	N1	M1
TCGA-AG-3909-01A-01R-1119-07	TCGA-AG-3909	TCGA-AG-3909-01A	TP	Primary solid Tumor	TCGA-READ	Alive	608	NA	25537	0	608	70	female	Stage IIIB	T3	N1	M0
TCGA-AG-3586-01A-02R-0821-07	TCGA-AG-3586	TCGA-AG-3586-01A	TP	Primary solid Tumor	TCGA-READ	Alive	31	NA	26542	0	31	73	female	Stage III	T3	N2	M0
TCGA-F5-6814-01A-31R-1928-07	TCGA-F5-6814	TCGA-F5-6814-01A	TP	Primary solid Tumor	TCGA-READ	Alive	1131	NA	20828	0	1131	57	male	Stage IIA	T3	N0	M0
TCGA-EI-7004-01A-11R-1928-07	TCGA-EI-7004	TCGA-EI-7004-01A	TP	Primary solid Tumor	TCGA-READ	Alive	257	NA	13566	0	257	37	female	NA	T4a	N2b	M0
TCGA-DC-4749-01A-01R-1736-07	TCGA-DC-4749	TCGA-DC-4749-01A	TP	Primary solid Tumor	TCGA-READ	Alive	762	NA	21092	0	762	58	male	Stage I	T2	N0	M0
TCGA-G5-6235-01A-11R-1736-07	TCGA-G5-6235	TCGA-G5-6235-01A	TP	Primary solid Tumor	TCGA-READ	Alive	1696	NA	26348	0	1696	72	male	Stage IIIB	T3	N1	MX
TCGA-CI-6620-01A-11R-1830-07	TCGA-CI-6620	TCGA-CI-6620-01A	TP	Primary solid Tumor	TCGA-READ	Alive	1009	NA	15322	0	1009	42	female	Stage IVA	T3	N1	M1

Table S3-The sequences of primers used in this study.

Target Name	Primer	
β-actin	F	CCTGTATGCCTCTGGTCGTA
	R	CCATCTCTTGCTCGAAGTCT
SOX4	F	AGCGACAAGATCCCTTTCATTC
	R	CGTTGCCGGACTTCACCTT

Table S4-SOX4 siRNA sequences

Target Name	Primer	
siSOX4 #1	F	GGACAGACGAAGAGUUUAATT
	R	UUAAACUCUUCGUCUGUCCTT
siSOX4 #2	F	AGCGACAAGAUCCCUUUCAUUTT
	R	AAUGAAAGGGAUCUUGUCGCUTT
siSOX4 #3	F	GAAGAAGGUGAAGCGCGUCUATT
	R	UAGACGCGCUUCACCUUCUUCTT

#1, #2, #3 are three different siSOX4 sequences.

Table S5-liver metastasis related marker gene

Gene_name	LM	pCRC	direction_	subEpi_02348	branchList
SOX4	2.87161705	1.59931205	4.59261176	1.42695583	43
MARCKSL1	2.58034351	0.96614529	2.49298674	1.14544126	4
HES6	2.41129754	0.79406648	1.91473055	1.35147057	23
RPS8	1.76820325	0.27100368	0.47918959	1.26999158	6
DUSP1	-2.5875094	-0.5966546	1.54384937	-1.5839124	41
HLA-DRB1	-3.2218242	-1.927421	6.20981152	-0.7819172	49
HLA-DRA	-3.3163376	-2.1116601	7.0029777	-1.025851	48
CD74	-3.7163232	-1.5497261	5.75928314	-1.5186642	39
HSPA1A	-4.8455688	-1.8907592	9.16180392	-0.4882446	46
HSPA1B	-2.7655495	-0.5139136	1.42125335	-0.9809029	47