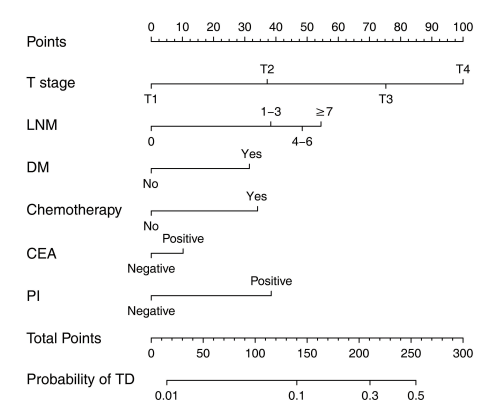
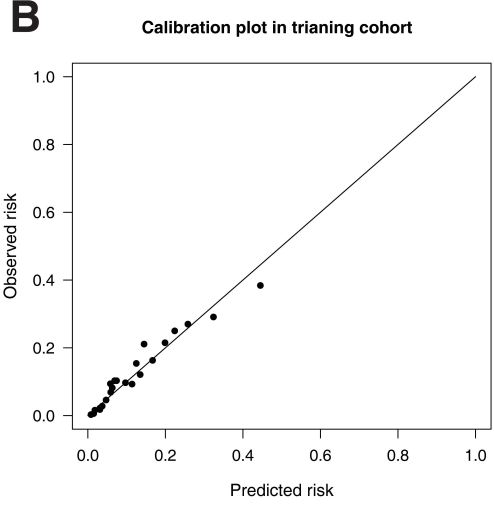


**Supplementary Fig.1** Selection of TDs-related clinicopathologic variables (a, b) and DEMis (c, d) by the least absolute shrinkage and selection operator (LASSO) binomial logistic regression model.

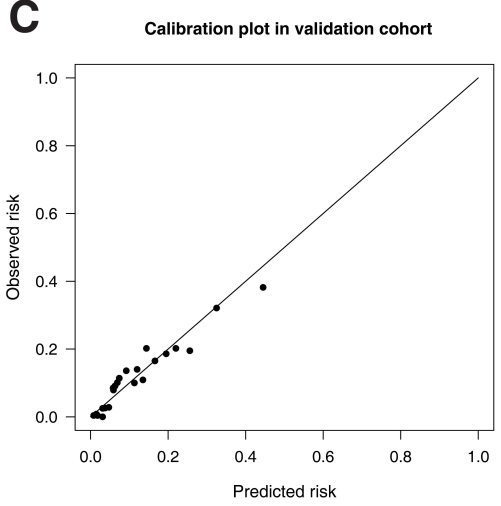
**A**



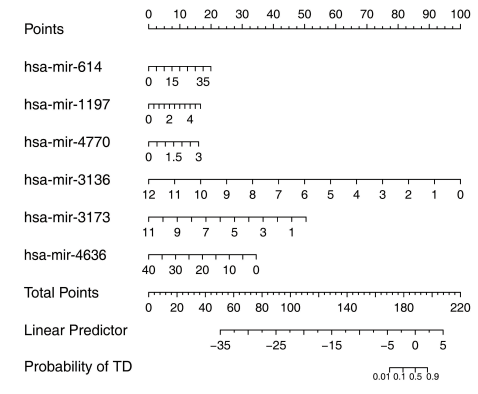
**B**



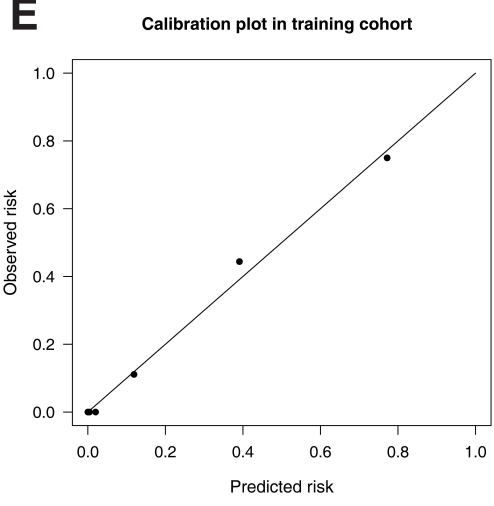
**C**



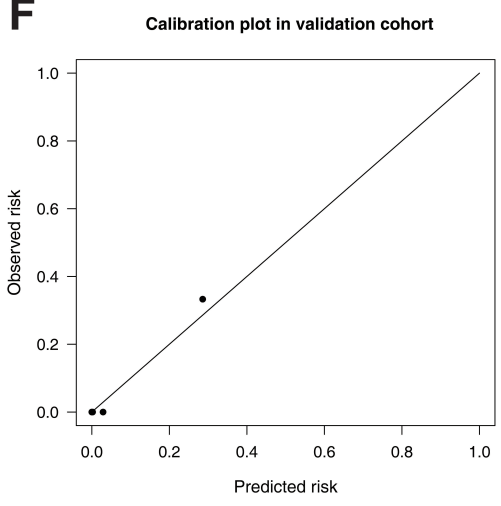
**D**



**E**



**F**



**Supplementary Fig.2** Supplementary Fig.2 (a, d) visualized clinicopathologic nomogram and six-miRNA nomogram. Supplementary Fig.2 (b, c) depicted the calibration plot of clinicopathologic nomogram in SEER training cohort and SEER validation cohort. Supplementary Fig.2 (e, f) depicted the calibration plot of six-miRNA nomogram in TCGA training cohort and TCGA validation cohort.