

**Supplementary Figure 1:** The admin main page of cancer in Saudi Arabia (CSA).

### Update Age Report

Disease:

Year:

All Ages Or Total:

Age Unk:

Crud Rate:

ASR World:

Age Range Values

Range	Value
0-4	<input type="text" value="2.3"/>
5-9	<input type="text" value="2.6"/>
10-14	<input type="text" value="1.5"/>
15-19	<input type="text" value="2.8"/>
20-24	<input type="text" value="2.7"/>
25-29	<input type="text" value="2.7"/>
30-34	<input type="text" value="3.7"/>

**Supplementary Figure 2:** Page of inserting/updating AIR (age) data.

### Update Histology Report

Disease:

Year:

Histology Values

Histology	Value
Malignant lymphoma, large B-cell, diffuse, NOS	<input type="text" value="240"/>
Burkitt lymphoma, NOS	<input type="text" value="32"/>
Malignant lymphoma, NOS	<input type="text" value="31"/>
Mycosis fungoides	<input type="text" value="27"/>
Malignant lymphoma, non-Hodgkin, NOS	<input type="text" value="19"/>
Precursor B-cell lymphoblastic lymphoma	<input type="text" value="17"/>
Follicular lymphoma, grade 2	<input type="text" value="14"/>
Mature T-cell lymphoma, NOS	<input type="text" value="14"/>
Anaplastic large cell lymphoma, T cell and Null cell type	<input type="text" value="12"/>
Precursor T-cell lymphoblastic lymphoma	<input type="text" value="12"/>
Others	<input type="text" value="85"/>

**Supplementary Figure 3:** Page of inserting/updating histology (morphology) data.

### Update City Report

Disease

Year

City Values

City	Value
Eastern	<input type="text" value="6.4"/>
Riyadh	<input type="text" value="8.2"/>
Makkah	<input type="text" value="6"/>
Madinah	<input type="text" value="4"/>
Tabuk	<input type="text" value="6.2"/>
Hail	<input type="text" value="2.5"/>
Northern	<input type="text" value="3.9"/>
Qasim	<input type="text" value="5.2"/>
Jouf	<input type="text" value="6.7"/>
Asir	<input type="text" value="5"/>
Jazan	<input type="text" value="2.3"/>

**Supplementary Figure 4:** Page of inserting/updating city (region) data.

## Update Country Report

Disease

Year

Country Values	Country	Value
	Saudi Arabia	<input type="text" value="5.9"/>
	United States	<input type="text" value="14.7"/>
	United Kingdm	<input type="text" value="11.9"/>
	Japen	<input type="text"/>
	Oman	<input type="text" value="7.1"/>
	Netherlands	<input type="text"/>
	France	<input type="text"/>
	Pakistan	<input type="text"/>
	Jordan	<input type="text" value="5.8"/>
	Korea, Republic	<input type="text"/>
	Haiti	<input type="text"/>

**Supplementary Figure 5:** Page of inserting/updating country data.

## Update Stage Report

Disease

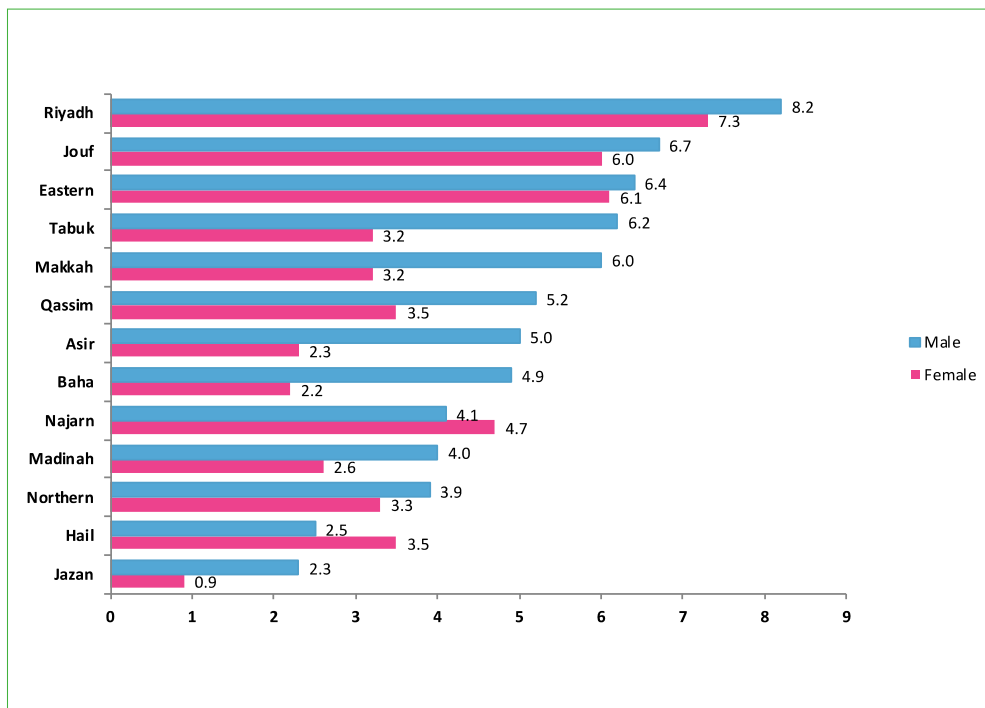
Year

Stage Values

Stage	Value
Distant	<input type="text" value="47.3"/>
Localised	<input type="text" value="32"/>
Regional	<input type="text" value="12.3"/>
Unknown	<input type="text" value="8.3"/>
Insitu	<input type="text"/>

**Supplementary Figure 6:** Page of inserting/updating stage data.


**(A)** Figure 3.4.3: Regional distribution of NHL (ASR\*) among Saudi nationals, 2015



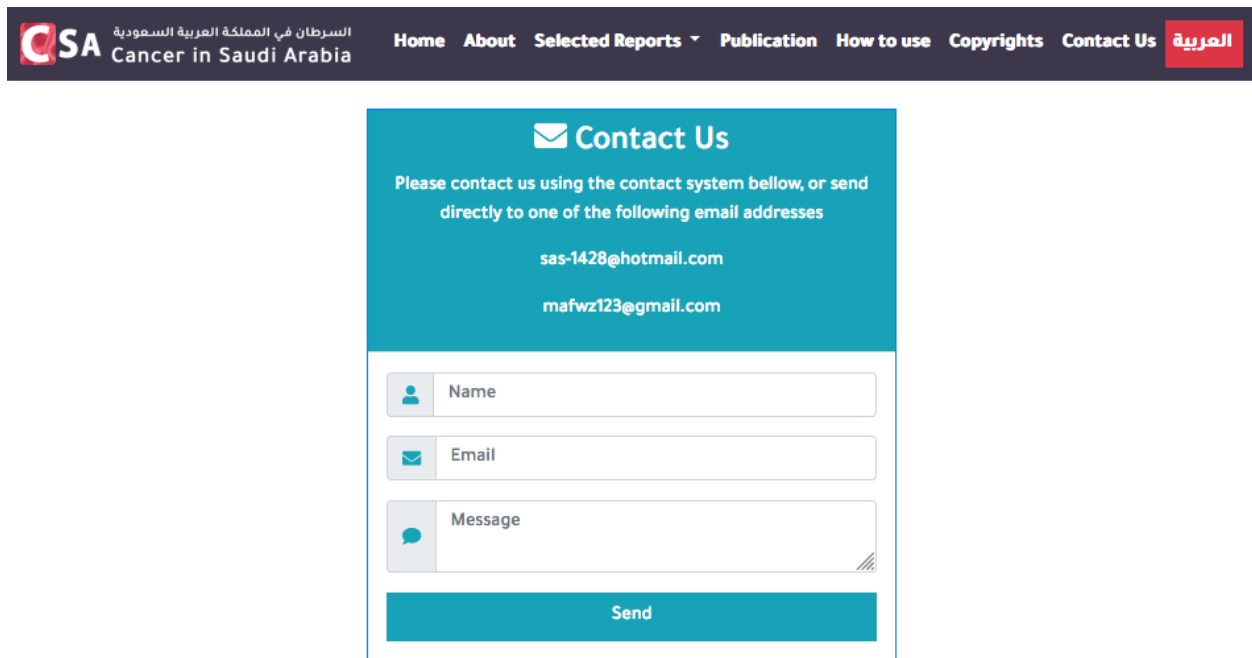
**(B)**

	A	B
1		2015
2	City	Non-Hodgkin Lymphoma - Males
3	Eastern	6.4
4	Riyadh	8.2
5	Makkah	6
6	Madinah	4
7	Tabuk	6.2
8	Hail	2.5
9	Northern	3.9
10	Qasim	5.2
11	Jouf	6.7
12	Asir	5
13	Jazan	2.3
14	Najran	4.1
15	Baha	2.2

**Supplementary Figure 7:** An example of checking the correctness of the inserted data. A quality control step was made to confirm that the inserted data to CSA are identical to those found in the original SCIR. This figure shows that the the data of the regional distribution of NHL in males reported (A: original data from SCIR of 2015) are same as those inserted in CSA (B: exported data using “export excel”).



Supplementary Figure 8: The URL of cancer in Saudi Arabia (CSA) starts with https.



Supplementary Figure 9: The "contact us" page.