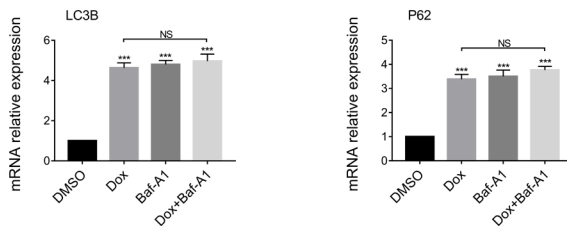
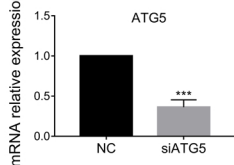


Supplementary figure 1

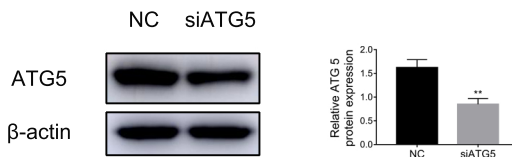
A



B



C



D

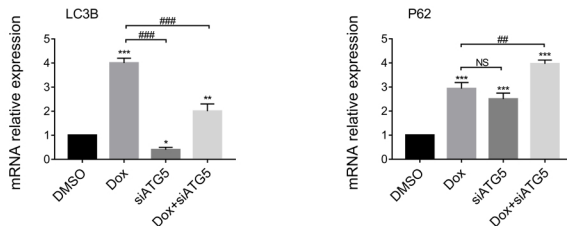


Figure S1 Doxazosin inhibits autophagy in hepatic stellate cells. (A) The mRNA levels of LC3B and p62 in LX-2 cells treated with the indicated chemicals were determined by qRT-PCR. The mRNA (B) and protein (C) levels of ATG5 in LX-2 cells transfected with a specific siATG5 or a control siRNA were detected. (D) The mRNA levels of LC3B and p62 was tested in LX-2 cells that transfected with the indicated siRNAs and then treated with the indicated chemicals. Abbreviation: Dox, doxazosin; Baf-A1, bafilomycin A1. For A and D: * $P < 0.05$, ** $P < 0.01$, *** $P < 0.001$ compared with the DMSO group. ### $P < 0.01$, #### $P < 0.001$, NS (not significant), compared between the two indicated groups. For B and C: ** $P < 0.01$, *** $P < 0.001$ compared with the NC group.