

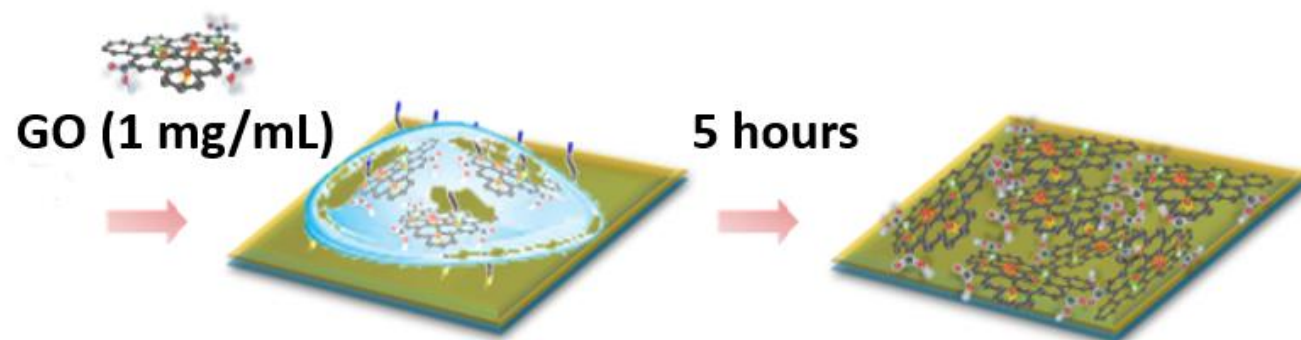
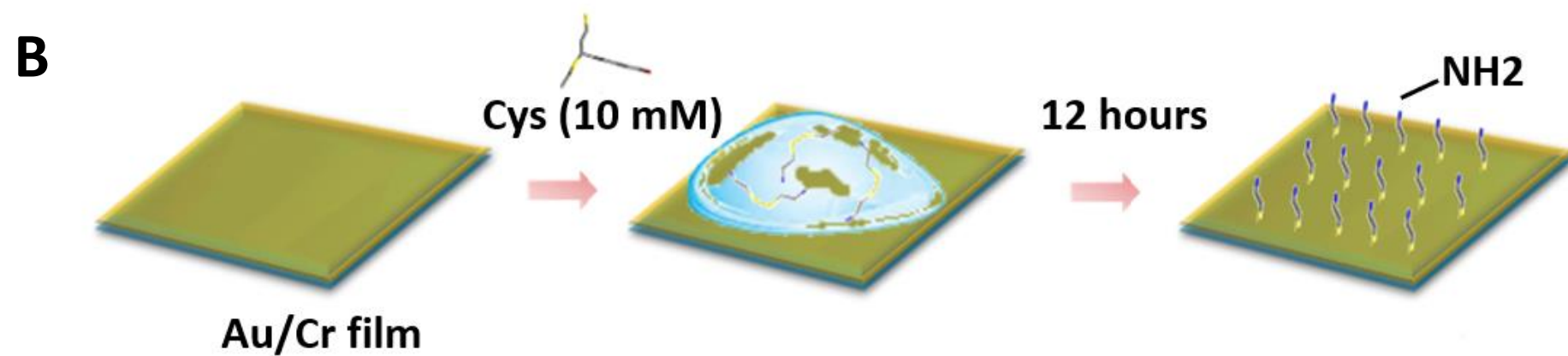

Figure S1 Illustration of the fabrication of a traditional SPR chip (**A**), and GO-SPR chip (**B**).

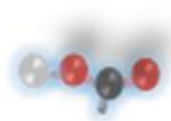
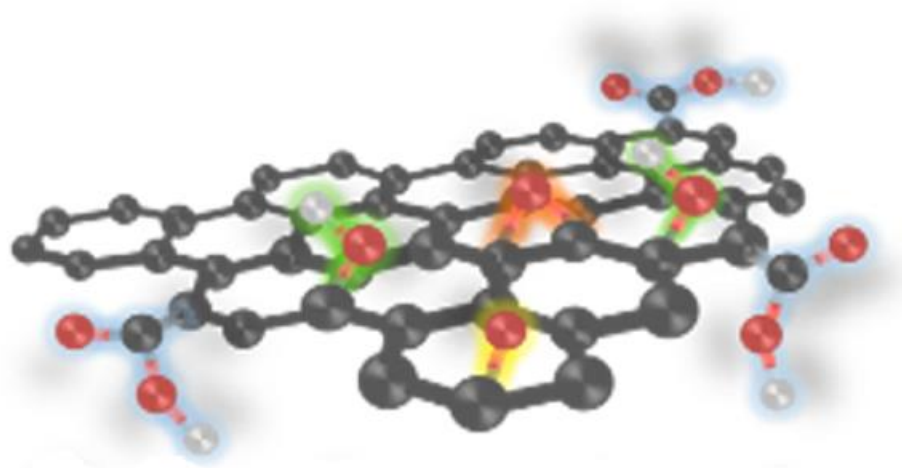
Abbreviations: SPR, surface plasmon resonance; GO, graphene oxide; Au, gold; Cr, chromium; MOA, 8-mercaptopentanoic acid; -COOH, carboxyl group; Cys, cystamine; -NH₂, amino group.

Figure S2 (A) Molecular structure of a GO sheet and its oxygen-containing functional groups.

(B) SEM image of GO sheet.

Abbreviations: GO, graphene oxide; SEM, scanning electron microscope.



A

Carboxyl
(-COOH)



Hydroxyl
(-OH)



Carbonyl
(-C=O)



Epoxy
(-O)

B