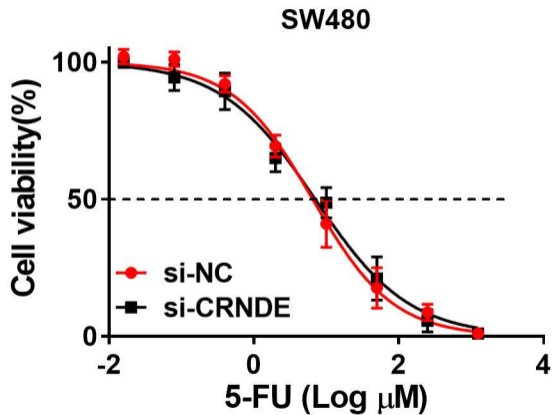
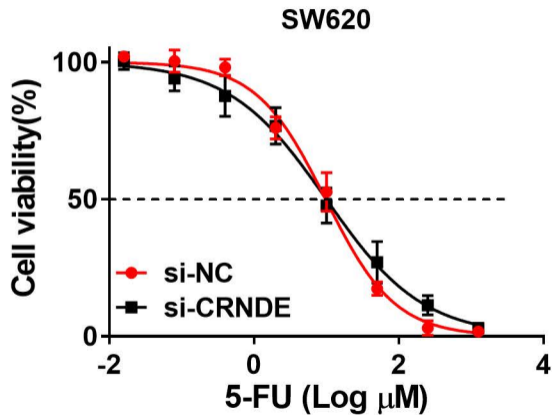
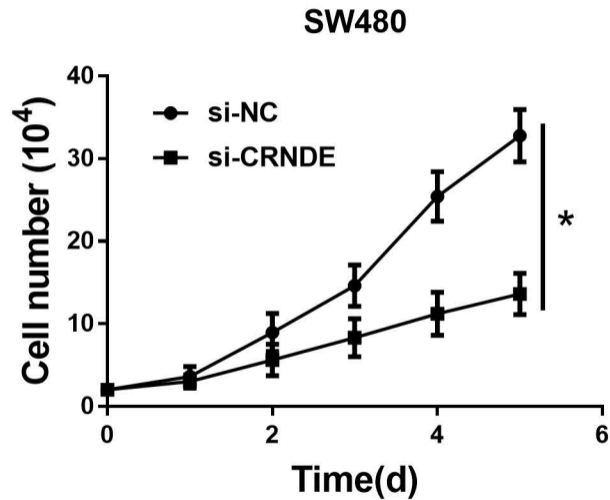
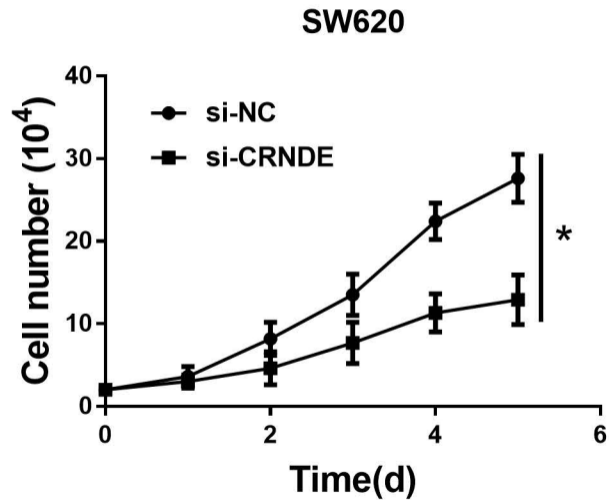


Supplementary Fig. 1 Knockdown of CRNDE did not affect 5-FU resistance in CRC cells. (A and B) Cell viability was assessed using MTT assay in SW480 and SW620 cells transfected with si-NC or si-CRNDE and treated with the different concentrations of 5-FU.

Supplementary Fig. 2 Knockdown of CRNDE suppressed proliferation of CRC cells. (A and B) Cell proliferation was analyzed by trypan blue staining assay in SW480 and SW620 cells transfected with si-NC or si-CRNDE. * $P < 0.05$.

Supplementary Fig. 3 Knockdown of CRNDE inhibited migration and invasion in CRC cells. (A) The protein levels of migration and invasion-related proteins (E-cadherin, vimentin and MMP9) were detected by western blot in SW480 and SW620 cells transfected with si-NC or si-CRNDE. * $P < 0.05$.

A**B**

A**B**

A