

## Supplemental material

*Supplementary Table S1. Patients' health status of partners with and without clinically relevant symptoms of depression*

	<b>Partners with symptoms of depression (n=7)</b>	<b>Partners without symptoms of depression (n=181)</b>	<b>p-value</b>
<b>Patients' health status</b>			
EQ-5D index score <sup>a</sup>	0.49 (0.31)	0.73 (0.24)	0.029
EQ-5D VAS score	56.3 (14.2)	62.4 (19.0)	0.400
AQoL-8D, mental <sup>a</sup>	0.20 (0.16)	0.35 (0.17)	0.020
AQoL-8D, physical	0.34 (0.13)	0.55 (0.17)	0.002
AQoL-8D, utility score	0.41 (0.21)	0.64 (0.18)	0.001

Values expressed as mean (SD). Abbreviations: AQoL-8D= Assessment of Quality of Life with 8 Dimensions; EQ-5D= EuroQol-5 Dimensions. <sup>a</sup> non-parametric statistical tests have been used because of skewed data.

*Supplementary Table S2a. Correlation between caregiver strain in partners and partners' social support*

	<b>Correlation coefficient</b>	<b>p-value</b>
Emotional/informational support	-0.348 <sup>b</sup>	<0.001
Tangible support	-0.262 <sup>c</sup>	<0.001
Affectionate support <sup>a</sup>	-0.211 <sup>b</sup>	0.004
Positive social interaction	-0.247 <sup>b</sup>	0.001
Overall support index	-0.307 <sup>d</sup>	<0.001

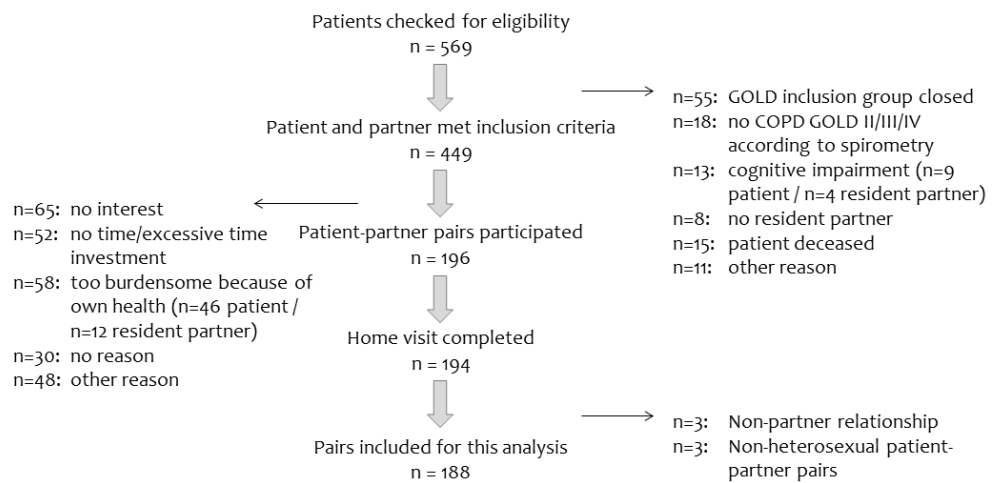
<sup>a</sup> non-parametric statistical tests have been used because of skewed data; <sup>b</sup> n=185; <sup>c</sup> n=186; <sup>d</sup> n=183.

*Supplementary Table S2b. Correlation between caregiver distress in partners and partners' social support*

	<b>Correlation coefficient</b>	<b>p-value</b>
Emotional/informational support	-0.177 <sup>b</sup>	0.016
Tangible support	-0.124 <sup>c</sup>	0.091
Affectionate support <sup>a</sup>	-0.085 <sup>b</sup>	0.248
Positive social interaction	-0.091 <sup>d</sup>	0.219
Overall support index	-0.144 <sup>d</sup>	0.051

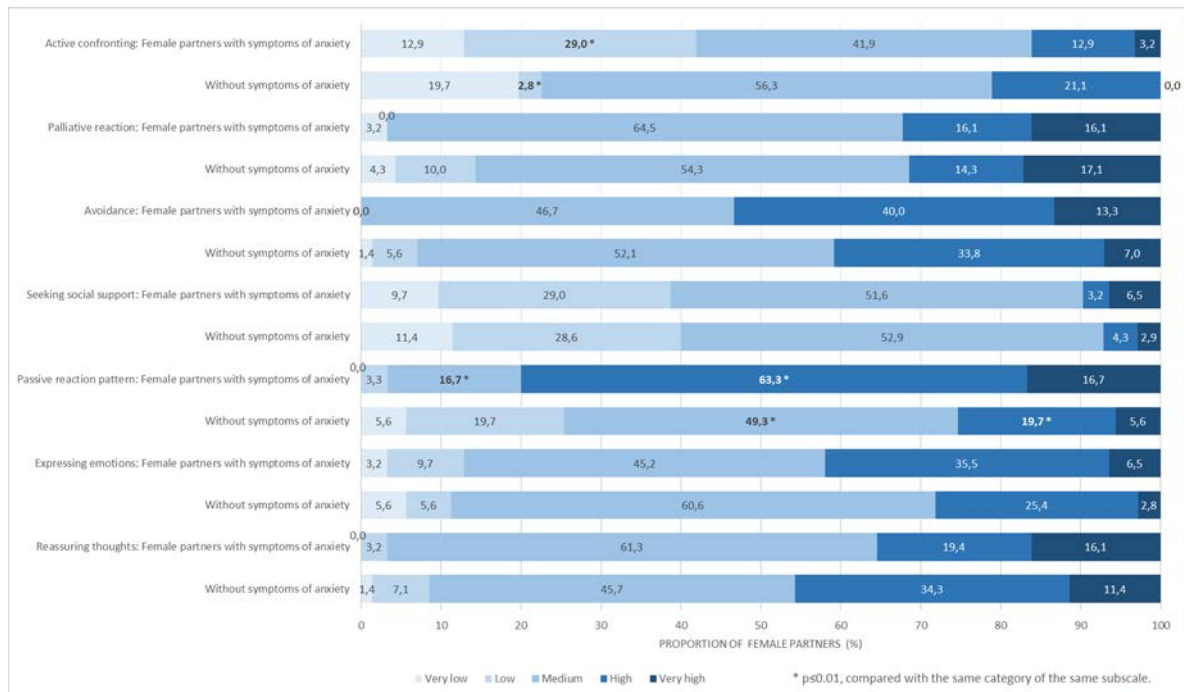
<sup>a</sup> non-parametric statistical tests have been used because of skewed data; <sup>b</sup> n=185; <sup>c</sup> n=186; <sup>d</sup> n=183.

Supplementary Figure S1. Flow-chart



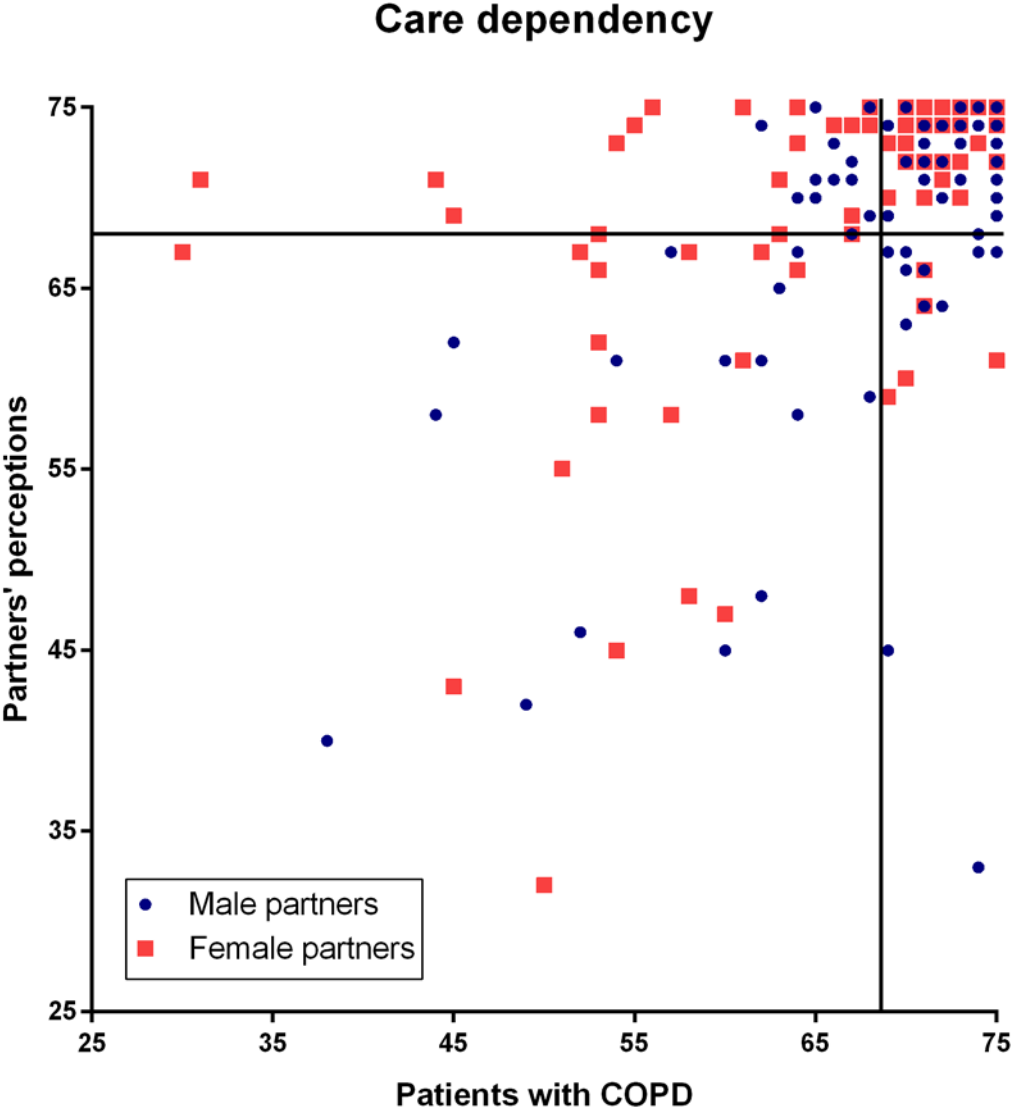
Supplementary Figure S1. Flow-chart. Abbreviations: COPD= chronic obstructive pulmonary disease; GOLD= Global initiative for chronic Obstructive Lung Disease

Supplementary Figure S2. Categorical UCL scores in female partners, after stratification for anxiety symptoms



Supplementary Figure S2. Supplementary Figure S2. Categorical Utrecht Coping List (UCL) scores in female partners, after stratification for anxiety symptoms. Proportion of female partners using a very low, low, medium, high or very high level of a specific coping style

Supplementary Figure S3. Patients' and partners' perceptions about patients' care dependency



Supplementary Figure S3. Patients' and partners' perceptions about patients' care dependency. Care Dependency Scale (CDS) scores of patients with COPD (horizontal axes) and partners' perceptions of the patients (vertical axes).