

Supplementary Material

Global disability and economic burden caused by rheumatoid arthritis, osteoarthritis, neck pain, and low back pain in women of childbearing age from 1990 to 2021

Yuming Yao^{1#}; Dongliang Yuan^{1#}; Yusheng Li^{1,2}; Yaping Wang^{2,3*}

1.Department of Orthopedics, Xiangya Hospital, Central South University, Changsha, Hunan, China

2.National Clinical Research Center for Geriatric Disorders, Xiangya Hospital, Central South University, Changsha, Hunan, China

3.Teaching and Research Section of Clinical Nursing, Xiangya Hospital of Central South University, Changsha, Hunan, China

Contributed equally.

*Corresponding authors:

Yaping Wang, E-mail: wangyaping@csu.edu.cn.

CONTENT

Supplementary Methods.....	1
Figure S1. Changes in age-standardized years lived with disability for women of reproductive age globally and in five SDI quintile regions from 1990 to 2021, caused by rheumatoid arthritis (A), osteoarthritis (B), neck pain (C), and low back pain (D).....	17
Figure S2. Trends in age-standardized YLDs rates due to rheumatoid arthritis (A), osteoarthritis (B), neck pain (C), and low back pain (D) among women of reproductive age across 204 countries or regions from 1990 to 2021, as a function of the SDI.....	21
Table S1. In 2021, years lived with disability for women of reproductive age globally, categorized by SDI and region, caused by rheumatoid arthritis, osteoarthritis, neck pain, and low back pain, along with the percentage change from 1990 to 2021.....	25
Table S2. In 2021, age-standardized years lived with disability rate for women of reproductive age globally, categorized by SDI and region, caused by rheumatoid arthritis, osteoarthritis, neck pain, and low back pain, along with the percentage change from 1990 to 2021.....	28
Table S3. In 2021, years lived with disability for women of reproductive age in 204 countries or territories, caused by rheumatoid arthritis, osteoarthritis, neck pain, and low back pain, along with estimated annual percentage changes from 1990 to 2021.....	31
Table S4. In 2021, age-standardized years lived with disability rate for women of reproductive age in 204 countries or territories, caused by rheumatoid arthritis, osteoarthritis, neck pain, and low back pain, along with estimated annual percentage changes from 1990 to 2021.....	46
Table S5. The proportion of years lived with disability from four common musculoskeletal diseases in women of reproductive age across different age groups globally in 1990 and 2021.....	61
Table S6. The effective disparities between disability levels and frontier levels for women of reproductive age due to rheumatoid arthritis, osteoarthritis, neck pain, and low back pain in 204 countries or territories from 1990 to 2021.....	62
Table S7. Total healthcare expenditure for women of reproductive age in all age groups due to rheumatoid arthritis globally and across regions in 2021.....	70
Table S8. Total healthcare expenditure for women of reproductive age in all age groups due to osteoarthritis globally and across regions in 2021.....	74
Table S9. Total healthcare expenditure for women of reproductive age in all age groups due to neck pain globally and across regions in 2021.....	78
Table S10. Total healthcare expenditure for women of reproductive age in all age groups due to low back pain globally and across regions in 2021.....	82
Table S11. Total healthcare expenditure for women of reproductive age in all age groups due to rheumatoid arthritis in 204 countries or territories in 2021.....	86
Table S12. Total healthcare expenditure for women of reproductive age in all age groups due to osteoarthritis in 204 countries or territories in 2021.....	104
Table S13. Total healthcare expenditure for women of reproductive age in all age groups due to neck pain in 204 countries or territories in 2021.....	120
Table S14. Total healthcare expenditure for women of reproductive age in all age groups due to low back pain in 204 countries or territories in 2021.....	139

Supplementary Methods

1.Data Download

Website: <https://vizhub.healthdata.org/gbd-results/>

GBD Estimate: Cause of death or injury

Measure: YLDs, Prevalence

Metric: Number, Rate

Cause: Rheumatoid arthritis; Osteoarthritis; Neck pain; Low back pain;

Location:

Global

Low SDI

Low-middle SDI

Middle SDI

High-middle SDI

High SDI

Central Europe, Eastern Europe, and Central Asia

Central Asia

Armenia

Azerbaijan

Georgia

Kazakhstan

Kyrgyzstan

Mongolia

Tajikistan

Turkmenistan

Uzbekistan

Central Europe

Albania
Bosnia and Herzegovina
Bulgaria
Croatia
Czech Republic
Hungary
Montenegro
North Macedonia
Poland
Romania
Serbia
Slovakia
Slovenia

Eastern Europe

Belarus
Estonia
Latvia
Lithuania
Moldova
Russia
Ukraine

High income

Australasia

Australia
New Zealand

High-income Asia Pacific

Brunei Darussalam

Japan

South Korea

Singapore

High-income North America

Canada

Greenland

United States of America

Southern Latin America

Argentina

Chile

Uruguay

Western Europe

Andorra

Austria

Belgium

Cyprus

Denmark

Finland

France

Germany

Greece

Iceland

Ireland

Israel

Italy

Luxembourg
Malta
Monaco
Netherlands
Norway
Portugal
San Marino
Spain
Sweden
Switzerland
United Kingdom

Latin America and Caribbean

Caribbean

Antigua and Barbuda
Bahamas
Barbados
Belize
Bermuda
Cuba
Dominica
Dominican Republic
Grenada
Guyana
Haiti
Jamaica
Puerto Rico

Saint Kitts and Nevis

Saint Lucia

Saint Vincent and the Grenadines

Suriname

Trinidad and Tobago

United States Virgin Islands

Central Latin America

Colombia

Costa Rica

El Salvador

Guatemala

Honduras

Mexico

Nicaragua

Panama

Venezuela (Bolivarian Republic of)

Tropical Latin America

Brazil

Paraguay

Andean Latin America

Bolivia (Plurinational State of)

Ecuador

Peru

North Africa and Middle East

North Africa and Middle East

Afghanistan

Algeria
Bahrain
Egypt
Iran
Iraq
Jordan
Kuwait
Lebanon
Libya
Morocco
Oman
Palestine
Qatar
Saudi Arabia
Sudan
Syria
Tunisia
Turkey
United Arab Emirates
Yemen

South Asia

South Asia

Bangladesh
Bhutan
India
Nepal

Pakistan

Southeast Asia, East Asia, and Oceania

East Asia

China

North Korea

Taiwan (Province of China)

Oceania

American Samoa

Cook Islands

Fiji

Guam

Kiribati

Marshall Islands

Micronesia

Nauru

New Caledonia

Niue

Northern Mariana Islands

Palau

Papua New Guinea

Samoa

Solomon Islands

Tonga

Tuvalu

Vanuatu

Southeast Asia

Cambodia
Indonesia
Laos
Malaysia
Maldives
Mauritius
Myanmar
Philippines
Seychelles
Sri Lanka
Thailand
Timor-Leste
Vietnam

Sub-Saharan Africa

Central Sub-Saharan Africa

Angola
Central African Republic
Congo
Democratic Republic of the Congo
Equatorial Guinea
Gabon

Eastern Sub-Saharan Africa

Burundi
Comoros
Djibouti
Eritrea

Ethiopia
Kenya
Madagascar
Malawi
Mozambique
Rwanda
Somalia
South Sudan
Uganda
Tanzania
Zambia

Southern Sub-Saharan Africa

Botswana
Eswatini
Lesotho
Namibia
South Africa
Zimbabwe

Western Sub-Saharan Africa

Benin
Burkina Faso
Cabo Verde
Cameroon
Chad
Côte d'Ivoire
Gambia

Ghana
 Guinea
 Guinea-Bissau
 Liberia
 Mali
 Mauritania
 Niger
 Nigeria
 Sao Tome and Principe
 Senegal
 Sierra Leone
 Togo

Age: 15-49 years; 15-19 years; 20-24 years; 25-29 years; 30-34 years; 35-39 years; 40-44 years; 45-49 years

Sex: Female

Year: 1990, 1991, 1992, 1993, 1994, 1995, 1996, 1997, 1998, 1999, 2000, 2001, 2002, 2003, 2004, 2005, 2006, 2007, 2008, 2009, 2010, 2011, 2012, 2013, 2014, 2015, 2016, 2017, 2018, 2019, 2020, 2021

2.List of International Classification of Diseases

Disease	ICD10	ICD9
Rheumatoid arthritis (RA)	M05–M06.9, M08.0–M08.8	714–714.3, 714.8–714.9
Osteoarthritis (OA)	M16, M17, M18, M19	715
Neck pain (NP)	M54.2	723.1
Low back pain (LBP)	M54.3, M54.4, M54.5	724

3. Terms and Definitions

(1)RA: The definition of RA is based on the 1987 classification criteria of the American College of Rheumatology, as referenced in the GBD study. At least four of the seven criteria must be met: morning stiffness (lasting at least 1 hour), arthritis in three or more joint areas (soft tissue swelling or joint cavity effusion), symmetrical arthritis, hand joint arthritis (involving the wrist, metacarpophalangeal joints, or proximal interphalangeal joints), rheumatoid nodules (subcutaneous or nodules on bony prominences), positive rheumatoid factor, and radiographic changes (X-rays showing hand or wrist joint erosions or osteoporosis), with the first four criteria needing to persist for at least 6 weeks³.

(2)OA: The definition of OA in the GBD study is symptomatic OA, which must be confirmed radiographically as Kellgren-Lawrence grade 2-4, with at least 1 month of pain in the past 12 months^{4,5}.

(3)NP: The GBD 2021 study defines NP as pain in the neck lasting at least 1 day, with or without radiating pain to the upper limbs or extremities⁶.

(4)LBP: LBP is defined as back pain from the lower margin of the 12th rib to the lower gluteal fold, with or without unilateral or bilateral lower limb pain, and symptoms lasting at least 1 day⁷.

(5)SDI: The sociodemographic index (SDI) is a composite indicator used to measure the level of development of geographical regions, calculated based on three factors: total fertility rate for women under 25, average years of education for women aged 15 and above, and lag-adjusted per capita income distribution^{8,9}. The SDI ranges from 0 to 1, with 0 indicating the lowest level of development and 1 representing the highest level of development. Based on the quintiles of SDI, the 204 countries and regions are divided into five groups: low SDI (≤ 0.454743), low-middle SDI ($0.454743-0.607679$), middle SDI ($0.607679-0.689504$), high-middle SDI ($0.689504-0.805129$), and high SDI (>0.805129)¹⁰.

4. Calculation of Estimated Annual Percentage Change (EAPC)

In this study, the Estimated Annual Percentage Change (EAPC) method was employed to quantify the long-term trends in age-standardized incidence rate, prevalence rate, and years lived with disability (YLD) rate of fractures among the global elderly population from 1990 to 2021. The EAPC was derived based on a log-linear regression model, which assumes a linear relationship between the natural logarithm of the indicator and time. Specifically, EAPC is calculated by fitting the natural logarithm of the rates to a regression model, where time serves as the independent variable. The natural logarithm of each observed value is fitted to a straight line, and the EAPC value is determined based on the slope of this line¹. The equation is as follows:

$$\ln(y)=\alpha+\beta x+\varepsilon$$
$$\text{EAPC}=100\times[\exp(\beta)-1]$$

Where x represents the year, y is the natural logarithm of the rate (incidence rate, prevalence rate, or YLD rate), α is the intercept, β is the slope, and ϵ denotes the random error. The 95% confidence interval (CI) for EAPC is also derived from this fitted model. The interpretation of trend results is based on the 95% CI: if the lower bound of the 95% CI is greater than 0, it indicates an increasing trend; if the upper bound is less than 0, it suggests a decreasing trend. If the 95% CI contains 0, the trend change is not statistically significant ².

Additionally, this study employs percentage change to reflect the differences in prevalence, incidence, and disability-adjusted life years (DALYs) between 1990 and 2021. The formula is as follows:

$$\text{Percentage Change} = \frac{\text{Data in 2021} - \text{Data in 1990}}{\text{Data in 1990}}$$

All analyses were conducted using R software (version 4.4.0), and data visualization was performed with the ggplot2 package to ensure reproducibility and transparency of the results.

5. Frontier Analysis

This study employs frontier analysis to evaluate the optimal global disease burden boundaries under different socio-demographic development levels. First, age-standardized disease burden rate data were obtained from the Global Burden of Disease (GBD) database and matched with each country's Socio-demographic Index (SDI). The core of the analytical method involves constructing a data envelopment frontier through bootstrap sampling: for 1,000 resampled datasets generated with replacement, the Free Disposal Hull (FDH) method was used to evaluate and exclude super-efficient outliers—observations with significantly higher disease burdens than neighboring points at the same SDI level. For the retained valid observations, the achievable minimum disease burden values were dynamically calculated in ascending SDI order to establish the frontier boundary. Finally, local polynomial regression (LOESS) was applied to smooth the average frontier from the 1,000 bootstrap results (polynomial degree 1, span 0.2), forming a continuous nonlinear efficiency boundary curve. By integrating the rigorous boundary determination of FDH and the curve optimization of LOESS, this method quantitatively characterizes the potential optimal relationship between socio-demographic development and disease burden, providing a scientific basis for identifying performance improvement opportunities in health systems.

6. Calculation of Economic Burden

In assessing the economic burden, this study refers to and modifies the methods proposed in existing literature ¹¹⁻¹⁴. Specifically, we used extrapolation to estimate the

individual economic costs associated with four common musculoskeletal diseases (rheumatoid arthritis, osteoarthritis, neck pain, and low back pain) among women of reproductive age in different countries. In estimating the direct medical expenses per case in each country, we used an indirect estimation method: multiplying the medical expenses for each disease in women of reproductive age in the United States by the ratio of total healthcare expenditures in the target country to that in the United States. Due to objective limitations in data access, some data could not meet the requirement of being priced in the latest year's U.S. dollars. Therefore, we standardized the estimation and analysis using 2020 U.S. dollars adjusted for inflation as the benchmark.

Age group (years)	2019 total health spending (million)	Annual percentage change (%)	2021 total health spending (million)	2021 prevalent case	2021 total health spending (per person)
Rheumatoid arthritis					
15-19	60	3.21	63.91	10,979.81	5821.03
20-24	130	3.87	140.26	14,127.38	9928.01
25-29	190	4.51	207.52	20,271.21	10237.40
30-34	290	4.43	316.26	30,113.15	10502.49
35-39	430	4.21	466.97	41,929.23	11137.05
40-44	550	2.46	577.39	55,616.13	10381.75
45-49	830	1.93	862.35	68,899.24	12516.06
Osteoarthritis					
15-19	0	0	0.00	0	0.00
20-24	0	0	0.00	0	0.00
25-29	0	0	0.00	0	0.00
30-34	69	5.15	76.29	50,168.79	1520.67
35-39	150	4.47	163.71	289,497.68	565.50
40-44	360	2.21	376.09	735,261.05	511.50
45-49	890	0.38	896.78	1,350,580.82	663.99
Neck pain					

15-19	130	-0.57	128.52	199,065.33	645.63
20-24	190	0.77	192.94	304,118.46	634.41
25-29	330	1.41	339.37	360,422.30	941.59
30-34	520	1.21	532.66	397,600.47	1339.69
35-39	760	0.74	771.29	435,250.89	1772.06
40-44	1000	-1.13	977.53	482,856.27	2024.47
45-49	1200	-1.78	1157.66	492,901.50	2348.66
Low back pain					
15-19	300	-0.42	297.49	756,427.73	393.28
20-24	380	0.48	383.66	924,394.59	415.04
25-29	640	1.35	657.40	1,236,186.20	531.79
30-34	980	1.17	1003.07	1,581,601.16	634.21
35-39	1300	0.78	1320.36	1,731,553.57	762.53
40-44	1600	-1	1568.16	1,800,050.31	871.18
45-49	2000	-1.67	1933.76	1,831,167.68	1056.02

The data used in this study on medical expenditures related to four common musculoskeletal diseases in U.S. women of reproductive age were sourced from <https://vizhub.healthdata.org/dex/>. For example, in 2019, the medical expenditures related to rheumatoid arthritis in the U.S. for different age groups were as follows: \$60 million for the 15-19 age group, \$130 million for the 20-24 age group, \$190 million for the 25-29 age group, \$290 million for the 30-34 age group, \$430 million for the 35-39 age group, \$550 million for the 40-44 age group, and \$830 million for the 45-49 age group (all in 2019 U.S. dollars). From 2010 to 2019, the annual growth rates of public health expenditures for each age group were 3.21%, 3.87%, 4.51%, 4.43%, 4.21%, 2.46%, and 1.93%, respectively. Based on these data, we further estimated the projected total medical expenditures related to rheumatoid arthritis in U.S. women of reproductive age for 2021. Through calculation, the projected expenditures for each age group were as follows: \$63.91 million, \$140.3 million, \$207.5 million, \$316.3 million, \$467 million, \$577.4 million, and \$862.3 million (all in 2021 U.S. dollars). Subsequently, we divided the 2021 rheumatoid arthritis expenditures for each age group by the corresponding number of prevalent cases in each group to calculate the medical expenditure per case. The results showed that the per capita expenditure for each age group was as follows: \$5,821.03, \$9,928.01, \$10,237.40, \$10,502.49, \$11,137.05, \$10,381.75, and

\$12,516.06 (all in 2021 U.S. dollars). The relevant calculations and data for other musculoskeletal diseases can be found in the table below. The medical expenditures for each of the four common musculoskeletal diseases in the U.S. in 2021 are represented by the variable "A".

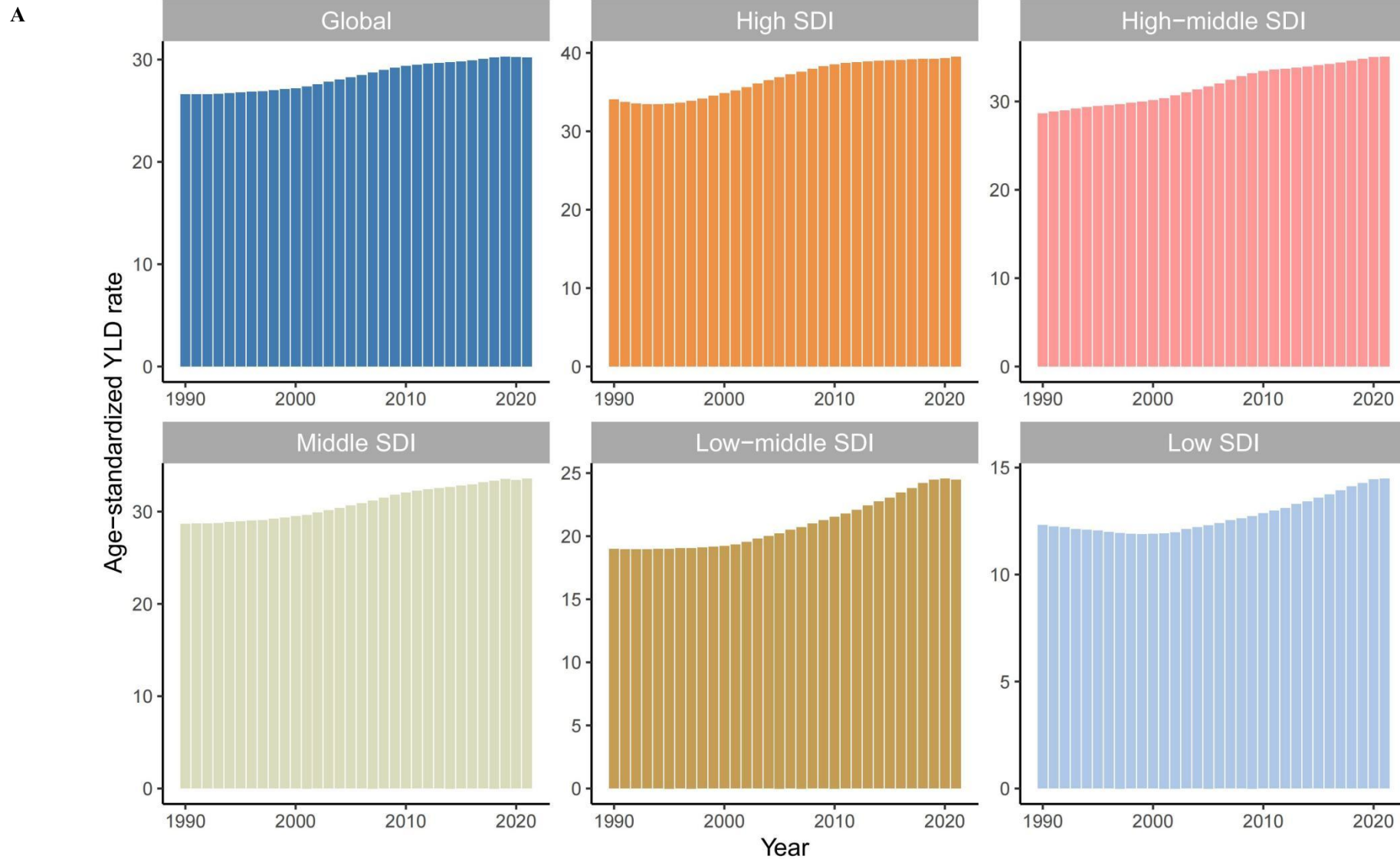
Considering the differences in healthcare expenditures (i.e., healthcare levels) across countries, we adjusted the per capita costs for musculoskeletal diseases in various countries. Another study published in *The Lancet*¹⁵ conducted a comprehensive assessment of the total healthcare expenditures related to diseases across 204 countries and regions from 1995 to 2050. In this study, the total healthcare expenditure of the United States is represented by "B," while the expenditures of the other 203 countries and territories are denoted by "Ci." From this, we can calculate the expenditure ratio (adjustment factor) reflecting the difference in healthcare expenditure levels between each country and the United States, denoted as "Ci/B." Based on this ratio, we derived the formula for calculating the healthcare expenditure related to each musculoskeletal disease in each country: $HSp = A * (Ci/B)$. Furthermore, as the number of women of childbearing age with musculoskeletal diseases in each country's age group is defined as "NPi," the healthcare expenditure for each of the four common musculoskeletal diseases in women of reproductive age in each country can be calculated using the formula $(A * (Ci/B)) * NPi$. Finally, by summing over the various intervals for the age range of 19 to 49 years, we calculate the final healthcare expenditure for a specific country (HS1). At the same time, we also calculated the total healthcare expenditure for the four common musculoskeletal diseases in women of reproductive age globally and across regions by aggregating the economic data from each country.

References

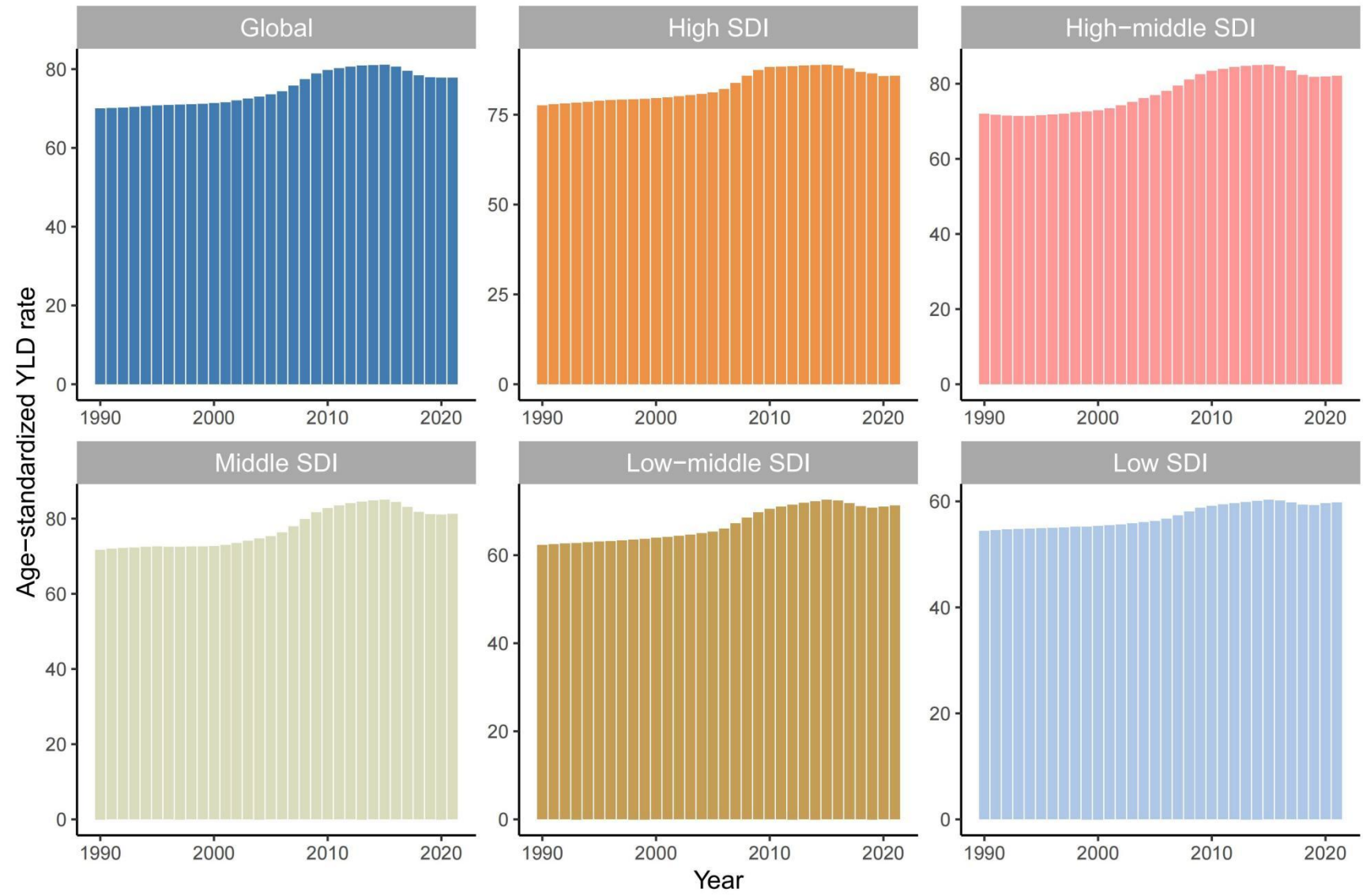
1. Yang X, Chen H, Zhang T, et al. Global, regional, and national burden of blindness and vision loss due to common eye diseases along with its attributable risk factors from 1990 to 2019: a systematic analysis from the global burden of disease study 2019. *Aging (Albany NY)*. 13(15):19614-19642.
2. Zhang L, Tong Z, Han R, Li K, Zhang X, Yuan R. Spatiotemporal trends in global burden of rheumatic heart disease and associated risk factors from 1990 to 2019. *Int J Cardiol*. 384:100-106.
3. Arnett FC, Edworthy SM, Bloch DA, et al. The American Rheumatism Association 1987 revised criteria for the classification of rheumatoid arthritis. *Arthritis Rheum*. 1988;31(3):315-324.
4. Diseases GBD, Injuries C. Global incidence, prevalence, years lived with disability (YLDs), disability-adjusted life-years (DALYs), and healthy life expectancy (HALE) for 371 diseases and injuries in 204 countries and territories and 811 subnational locations, 1990-2021: a systematic analysis for the Global Burden of Disease Study 2021. *Lancet*. 2024;403(10440):2133-2161.
5. Kellgren JH, Lawrence JS. Radiological assessment of osteo-arthritis. *Ann Rheum Dis*. 1957;16(4):494-502.
6. Hoy D, March L, Woolf A, et al. The global burden of neck pain: estimates from the global burden of disease 2010 study. *Ann Rheum Dis*. 2014;73(7):1309-1315.

7. Hoy D, March L, Brooks P, et al. The global burden of low back pain: estimates from the Global Burden of Disease 2010 study. *Ann Rheum Dis.* 2014;73(6):968-974.
8. Collaborators GBDCoD. Global, regional, and national age-sex-specific mortality for 282 causes of death in 195 countries and territories, 1980-2017: a systematic analysis for the Global Burden of Disease Study 2017. *Lancet.* 2018;392(10159):1736-1788.
9. Collaborators GBDRF. Global, regional, and national comparative risk assessment of 84 behavioural, environmental and occupational, and metabolic risks or clusters of risks for 195 countries and territories, 1990-2017: a systematic analysis for the Global Burden of Disease Study 2017. *Lancet.* 2018;392(10159):1923-1994.
10. Wang F, Ma B, Ma Q, Liu X. Global, regional, and national burden of inguinal, femoral, and abdominal hernias: a systematic analysis of prevalence, incidence, deaths, and DALYs with projections to 2030. *Int J Surg.* 2024;110(4):1951-1967.
11. Ding D, Lawson KD, Kolbe-Alexander TL, et al. The economic burden of physical inactivity: a global analysis of major non-communicable diseases. *Lancet.* 388(10051):1311-1324.
12. Chen N, Fong DYT, Wong JYH. Health and Economic Outcomes Associated With Musculoskeletal Disorders Attributable to High Body Mass Index in 192 Countries and Territories in 2019. *JAMA Netw Open.* 6(1):e2250674.
13. Portnoy A, Clark RA, Quaife M, et al. The cost and cost-effectiveness of novel tuberculosis vaccines in low- and middle-income countries: A modeling study. *PLoS Med.* 20(1):e1004155.
14. Chen N, Fong DYT, Wong JYH. The global health and economic impact of low-back pain attributable to occupational ergonomic factors in the working-age population by age, sex, geography in 2019. *Scand J Work Environ Health.* 49(7):487-495.
15. Global Burden of Disease Health Financing Collaborator N. Tracking development assistance for health and for COVID-19: a review of development assistance, government, out-of-pocket, and other private spending on health for 204 countries and territories, 1990-2050. *Lancet.* 398(10308):1317-1343.

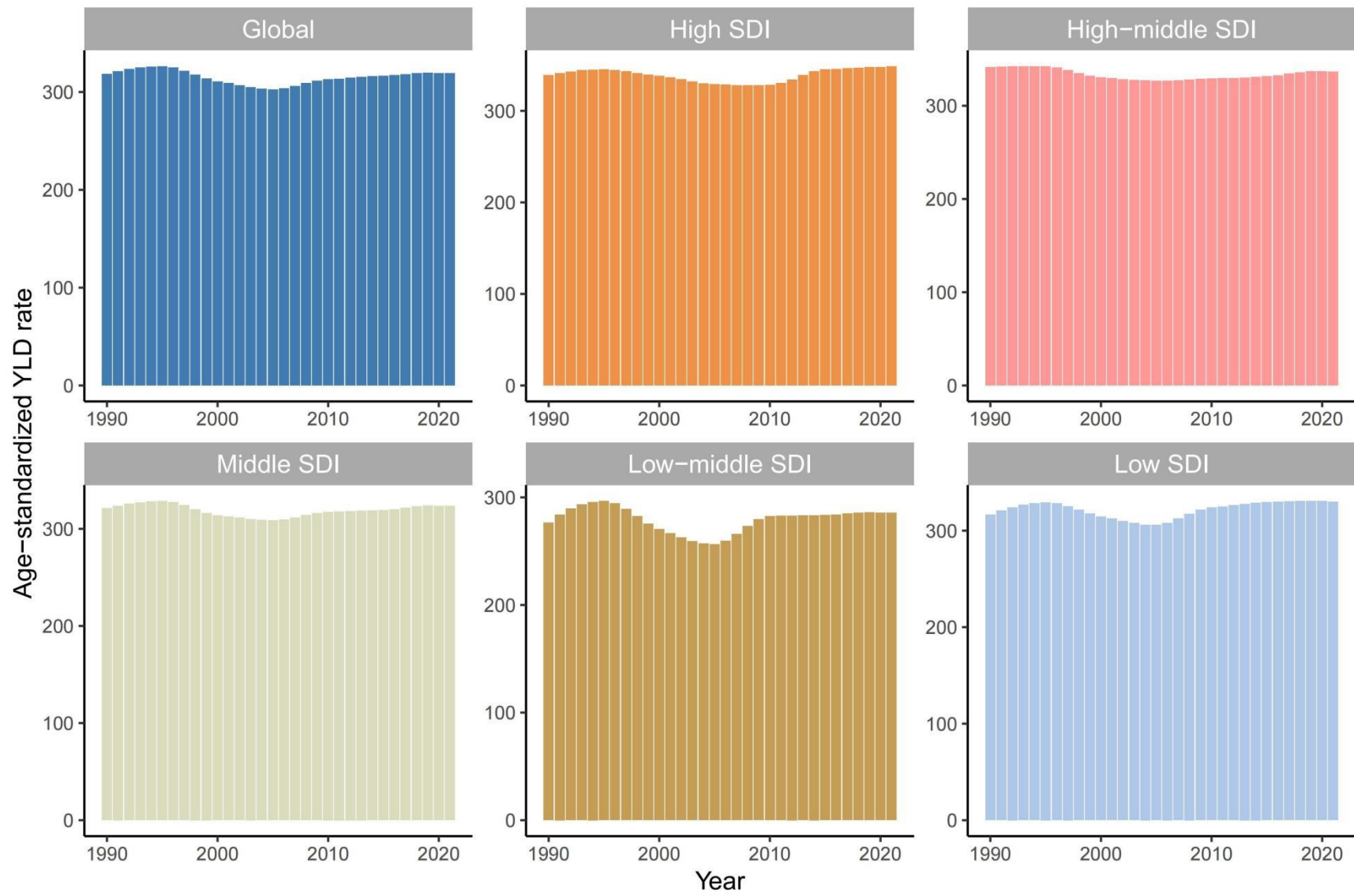
Figure S1. Changes in age-standardized years lived with disability for women of reproductive age globally and in five SDI quintile regions from 1990 to 2021, caused by rheumatoid arthritis (A), osteoarthritis (B), neck pain (C), and low back pain (D)



B



C



D

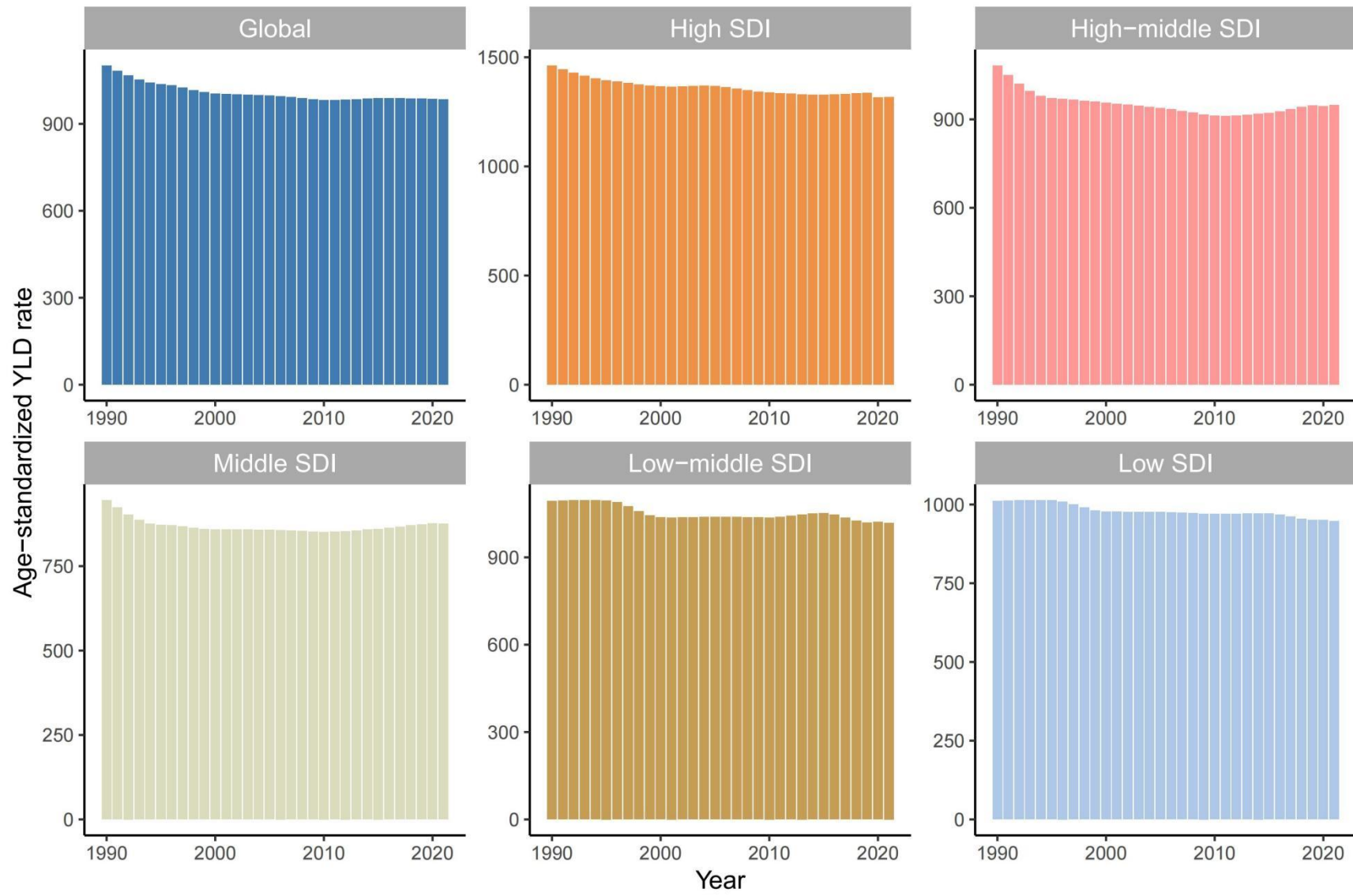
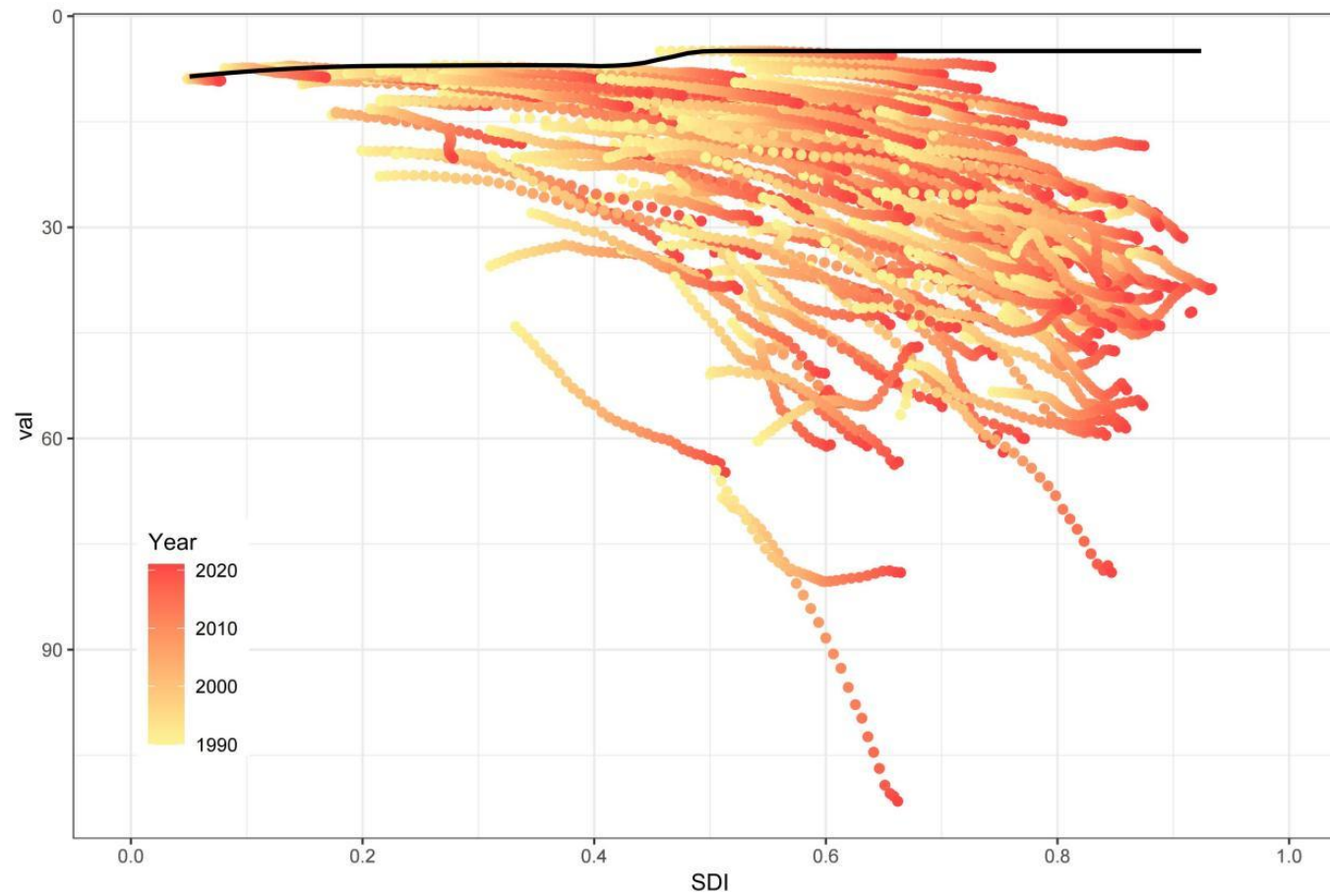


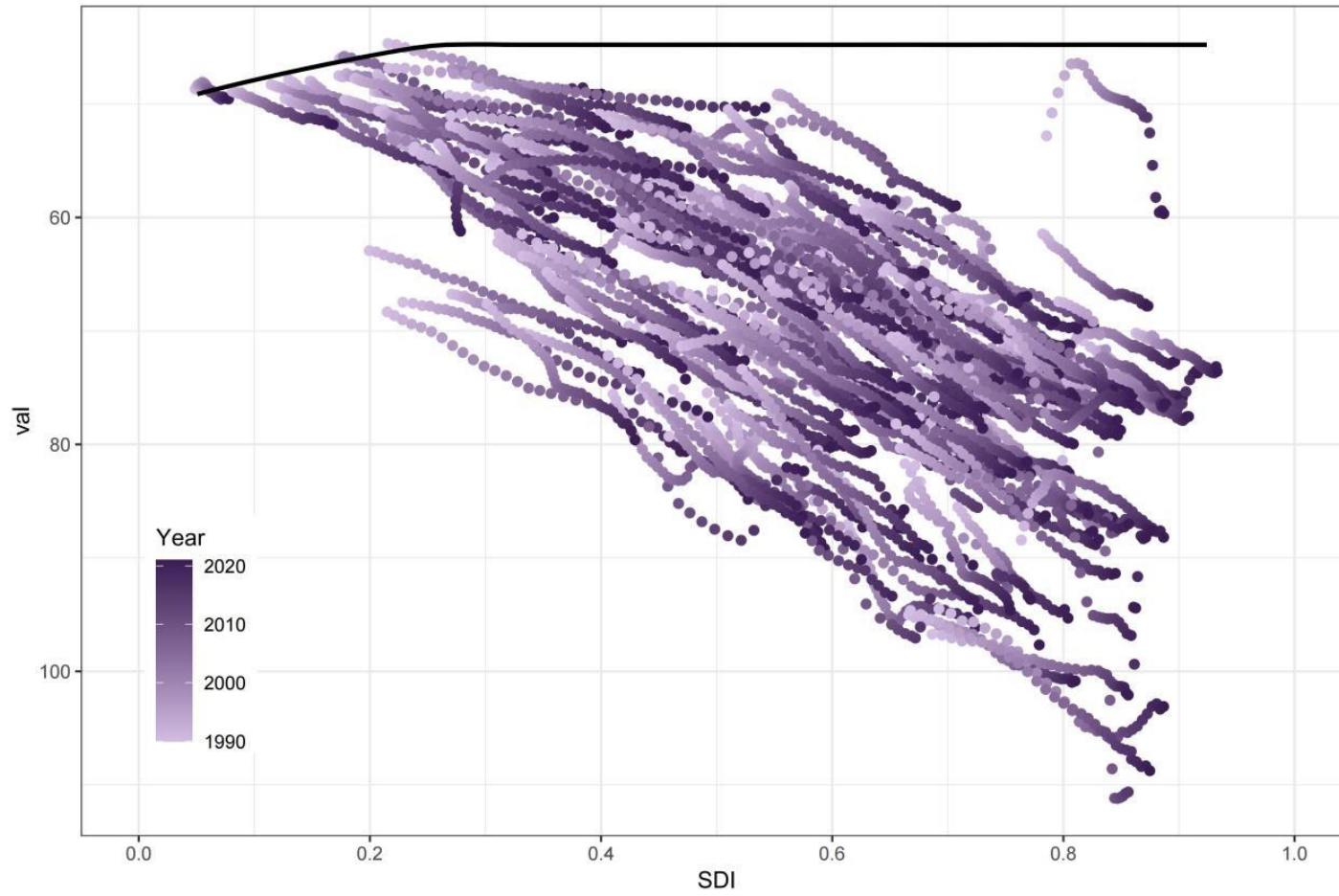
Figure S2. Trends in age-standardized YLDs rates due to rheumatoid arthritis (A), osteoarthritis (B), neck pain (C), and low back pain (D) among women of reproductive age across 204 countries or regions from 1990 to 2021, as a function of the SDI

The gradient in color represents the timeline, with lighter shades indicating 1990 and darker shades indicating 2021. YLDs, years lived with disability; SDI, sociodemographic index.

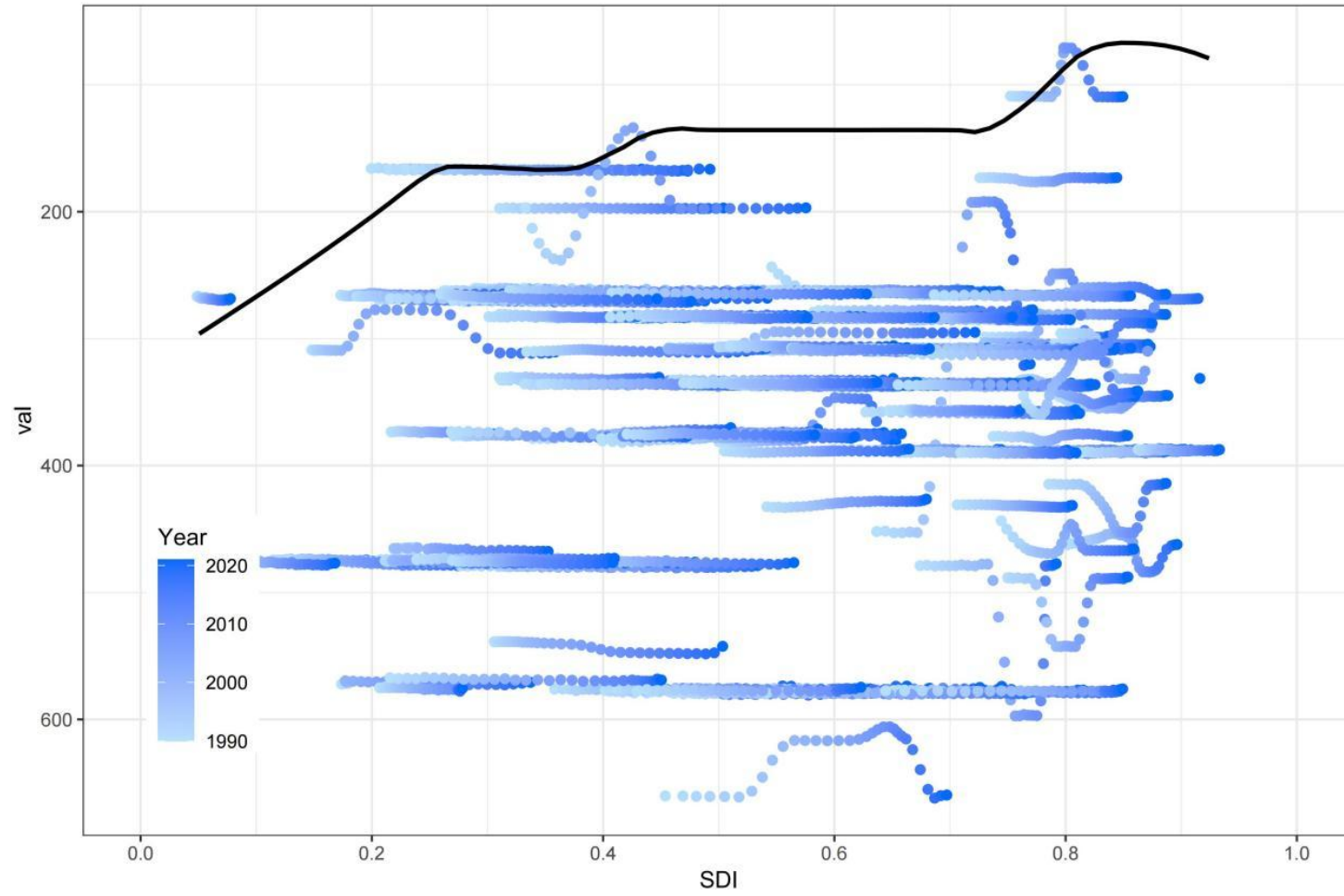
(A) Rheumatoid arthritis



(B) Osteoarthritis



(C) Neck pain



(D) Low back pain

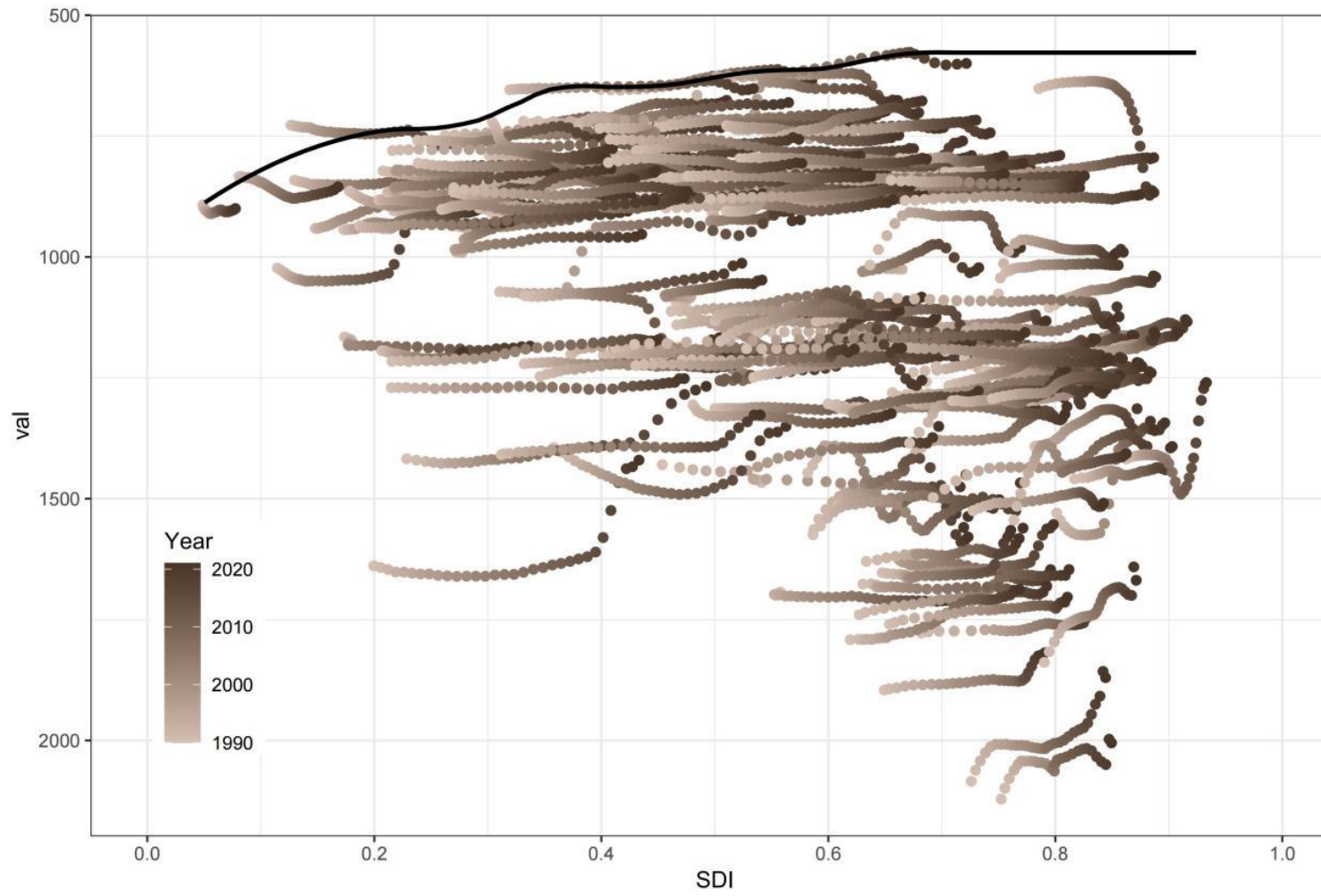


Table S1. In 2021, years lived with disability for women of reproductive age globally, categorized by SDI and region, caused by rheumatoid arthritis, osteoarthritis, neck pain, and low back pain, along with the percentage change from 1990 to 2021

Location	Years Lived with Disability							
	Rheumatoid arthritis		Osteoarthritis		Neck pain		Low back pain	
	2021	Percentage change, 1990–2021 (%)	2021	Percentage change, 1990–2021 (%)	2021	Percentage change, 1990–2021 (%)	2021	Percentage change, 1990–2021 (%)
Global	606536 (387295,893380)	86.8% (85.3, 86.4)	1608890 (749285,3242533)	111.4% (110.3, 110.8)	6354071 (3971382,9589428)	58.8% (60.0, 61.3)	19512560 (13648548,26571084)	39.5% (38.8, 40.8)
SDI quantile								
High SDI	108036 (71002,157320)	35.1% (33.7, 36.5)	263540 (121176,535041)	43.6% (43.0, 44.0)	908199 (566491,1372499)	15.5% (16.1, 17.0)	3393164 (2410723,4553222)	0.4% (-0.3, 1.8)
High-middle SDI	123928 (79505,180626)	64.6% (62.3, 62.9)	331105 (152754,667580)	93.9% (92.1, 93.5)	1143368 (708317,1738517)	24.9% (24.8, 27.0)	3117430 (2173404,4242895)	7.2% (7.2, 7.4)
Middle SDI	220863 (140586,324774)	98.0% (96.9, 97.4)	568111 (266030,1142097)	141.4% (138.9, 139.6)	2096437 (1304775,3188789)	61.1% (62.2, 63.6)	5606334 (3924576,7636153)	43.7% (43.7, 46.6)
Low-middle SDI	118837 (76518,176014)	158.9% (157.3, 161.9)	325068 (151173,657550)	154.4% (153.5, 155.6)	1397060 (877447,2092310)	104.6% (105.3, 105.3)	5011664 (3488787,6863269)	81.6% (81.4, 83.3)
Low SDI	34481 (21467,51571)	191.7% (186.3, 189.7)	119876 (56259,242601)	178.6% (178.3, 179.1)	803642 (498135,1187883)	158.4% (158.2, 159.4)	2366674 (1637819,3218418)	131.4% (130.2, 130.2)
Central Europe, Eastern Europe, and Central Asia	40695 (26265,59640)	42.5% (41.2, 42.9)	95720 (43528,198069)	40.5% (39.8, 40.4)	352951 (217608,534475)	1.7% (3.0, 3.3)	1488662 (1035101,2035154)	-2.4% (-2.4, -1.8)
Central Asia	9909 (6413,14233)	153.1% (145.6, 150.5)	17514 (8065,36325)	161.3% (160.1, 163.7)	76202 (46968,115632)	57.9% (56.4, 60.6)	276267 (192034,375672)	61.9% (61.8, 63.7)

Central Europe	10155 (6493,15184)	17.2% (16.6, 19.7)	25850 (11643,53771)	29.3% (27.7, 29.5)	91816 (56498,138920)	-9.3% (-8.6, -8.0)	473008 (329136,647427)	-12.9% (-13.0, -12.8)
Eastern Europe	20631 (13324,30132)	29.0% (28.1, 28.2)	52356 (23740,108687)	26.4% (25.8, 27.9)	184933 (113357,283552)	-6.4% (-5.9, -5.4)	739388 (515763,1011926)	-8.8% (-8.6, -8.5)
High-income	107497 (70834,156730)	33.3% (31.9, 34.8)	258537 (119145,524411)	35.6% (35.0, 35.6)	870903 (542351,1315843)	5.0% (4.6, 6.5)	3463375 (2458865,4643138)	-1.2% (-1.9, -0.1)
Australasia	3471 (2150,5258)	84.8% (80.5, 86.8)	7371 (3521,15290)	78.3% (77.8, 80.0)	12235 (7573,18430)	39.4% (38.2, 40.8)	142625 (99756,194532)	26.2% (25.9, 27.5)
High-income Asia Pacific	16800 (10837,24740)	7.5% (5.7, 11.4)	53629 (24699,108274)	28.3% (26.6, 27.7)	121026 (75224,185272)	-11.7% (-12.3, -10.8)	641293 (446987,878879)	-20.5% (-20.6, -20.4)
High-income North America	36432 (24632,51447)	42.1% (41.8, 44.0)	89015 (41435,181625)	36.4% (36.8, 37.7)	292876 (179995,440707)	12.9% (12.6, 13.0)	1213301 (867613,1596441)	3.9% (2.6, 5.8)
Southern Latin America	8748 (5465,13025)	141.6% (138.9, 150.8)	15899 (7280,32619)	82.4% (79.5, 82.8)	49691 (30818,75917)	45.9% (46.7, 47.3)	276152 (192216,374965)	44.9% (46.9, 47.3)
Western Europe	42046 (27140,61565)	24.0% (21.8, 26.4)	92622 (42928,188416)	31.0% (30.5, 31.9)	395075 (244159,598216)	1.2% (-0.2, 2.6)	1190003 (839553,1600705)	-3.0% (-2.9, -2.7)
Latin America and Caribbean	85496 (56113,124535)	136.4% (137.9, 140.7)	126851 (58893,255822)	160.9% (158.3, 159.9)	585825 (364421,882807)	68.6% (69.8, 71.4)	1882415 (1313980,2572575)	69.4% (69.9, 72.1)
Andean Latin America	14860 (9753,21527)	231.8% (234.2, 236.4)	14552 (6793,29517)	179.8% (179.7, 182.7)	58794 (36158,88457)	97.2% (95.3, 97.2)	128521 (88603,175670)	97.0% (96.1, 98.8)
Caribbean	3371 (2169,5047)	81.4% (78.7, 91.6)	9389 (4398,19101)	85.4% (85.5, 88.4)	40618 (24998,61200)	36.5% (36.0, 36.7)	100701 (69716,135985)	35.1% (34.6, 36.4)
Central Latin America	43840 (28578,64667)	167.9% (166.8, 168.2)	53491 (24741,108059)	178.6% (175.9, 176.3)	248969 (154443,372445)	75.2% (72.3, 79.2)	833738 (583418,1136593)	75.6% (74.0, 80.2)
Tropical Latin America	23425 (15293,34517)	74.0% (74.2, 78.1)	49418 (22962,99201)	158.0% (151.2, 156.3)	237444 (147505,358448)	63.0% (63.8, 67.0)	819455 (574886,1114165)	65.0% (65.2, 67.4)
North Africa and Middle East	45654 (29771,66316)	243.7% (234.0, 244.3)	106252 (49143,212278)	247.2% (244.6, 248.9)	946519 (595071,1446958)	136.8% (138.1, 139.5)	1957256 (1363561,2648984)	115.7% (111.8, 117.2)

)			
South Asia	133091 (84547,197956)	169.8% (167.4, 170.5)	365778 (170736,735397)	168.9% (167.9, 170.3)	932594 (575010,1424699)	106.0% (105.0, 106.3)	4793729 (3342819,6527975)	80.6% (80.0, 81.9)
Southeast Asia, East Asia, and Oceania	161668 (103032,239552)	55.8% (52.8, 55.1)	537555 (251572,1091835)	116.7% (112.7, 119.1)	1673920 (1029603,255875 6)	34.4% (35.3, 35.4)	3743166 (2601714,5110600)	9.9% (10.3, 10.9)
East Asia	142939 (91603,211349)	50.4% (48.3, 50.3)	409721 (192120,829456)	104.1% (100.0, 107.6)	1119806 (688937,1704831)	19.7% (18.2, 21.8)	2193208 (1533564,2991447)	-12.5% (-11.9, -11.2)
Oceania	311 (193,484)	185.0% (183.4, 188.4)	2254 (1065,4680)	205.7% (207.8, 211.4)	9364 (5809,14037)	141.9% (140.3, 140.9)	26680 (18533,36029)	136.9% (130.9, 138.5)
Southeast Asia	18417 (11311,28226)	113.6% (110.4, 113.0)	125580 (58766,255932)	169.5% (167.8, 169.1)	544751 (338581,838877)	77.8% (77.0, 82.5)	1523279 (1049601,2097277)	71.5% (71.9, 73.0)
Sub-Saharan Africa	32435 (20472,47835)	149.4% (147.3, 153.0)	118195 (55054,237938)	203.4% (201.9, 204.3)	991358 (616176,1465278)	162.0% (161.2, 161.9)	2183956 (1504821,2971262)	149.1% (147.8, 149.1)
Central Sub-Saharan Africa	3782 (2304,5718)	220.2% (207.1, 217.1)	14442 (6732,29534)	198.0% (192.2, 201.4)	108906 (67632,160151)	172.1% (172.0, 172.2)	264495 (182700,362867)	162.1% (159.1, 160.3)
Eastern Sub-Saharan Africa	9127 (5592,14088)	190.2% (191.8, 194.6)	41321 (19336,83400)	200.4% (197.9, 201.4)	263732 (163574,393337)	156.6% (154.9, 158.2)	873256 (602947,1192464)	144.2% (142.2, 148.1)
Southern Sub-Saharan Africa	8516 (5634,12271)	53.5% (55.4, 55.9)	12473 (5689,25453)	134.0% (132.9, 135.9)	88099 (55485,130648)	79.9% (78.4, 80.4)	153523 (106256,209129)	70.4% (69.8, 73.5)
Western Sub-Saharan Africa	11010 (6756,16516)	251.5% (242.7, 257.0)	49959 (23330,100974)	232.6% (232.1, 232.7)	530621 (328432,779039)	184.5% (183.1, 184.6)	892683 (613410,1209554)	172.2% (170.1, 171.9)

Values in parentheses are 95% uncertainty intervals.

Table S2. In 2021, age-standardized years lived with disability rate for women of reproductive age globally, categorized by SDI and region, caused by rheumatoid arthritis, osteoarthritis, neck pain, and low back pain, along with the percentage change from 1990 to 2021

Location	Age-standardized years lived with disability rate							
	Rheumatoid arthritis		Osteoarthritis		Neck pain		Low back pain	
	2021	Percentage change, 1990–2021 (%)	2021	Percentage change, 1990–2021 (%)	2021	Percentage change, 1990–2021 (%)	2021	Percentage change, 1990–2021 (%)
Global	30.22 (19.16,45.39)	13.6% (12.9, 14.3)	77.86 (36.07,159.26)	11.2% (10.4, 11.3)	319.13 (166.2,554.83)	0.2% (0.2, 0.3)	984.82 (606.16,1469.53)	-10.6% (-10.7, -10.6)
SDI quantile								
High SDI	39.52 (25.46,58.13)	16.1% (8.3, 14.0)	85.79 (39.84,176.76)	10.5% (10.4, 10.4)	348.73 (182.1,602.41)	2.9% (2.1, 3.9)	1317.67 (843.27,1907.7)	-9.9% (-12.0, -7.7)
High-middle SDI	35.07 (21.75,53.08)	22.5% (21.0, 21.7)	82.12 (37.86,168.4)	14.0% (13.8, 13.9)	336.6 (173.76,587.96)	-1.5% (-2.1, -0.4)	948.45 (583.08,1421.12)	-12.4% (-12.4, -12.1)
Middle SDI	33.57 (21.1,50.5)	17.2% (15.9, 17.9)	81.26 (37.64,165.87)	13.3% (11.2, 13.7)	323.42 (166.65,564.9)	0.7% (0.9, 0.9)	875.59 (534.18,1312.36)	-7.4% (-7.5, -7.2)
Low-middle SDI	24.46 (15.44,37.08)	28.8% (27.9, 32.5)	71.26 (33.06,145.15)	14.4% (14.0, 14.5)	285.63 (148.28,497.16)	3.3% (2.9, 3.3)	1018.56 (621.11,1536.76)	-6.8% (-7.8, -6.0)
Low SDI	14.48 (8.77,22.56)	17.6% (17.6, 18.5)	59.8 (28.08,121.39)	9.9% (9.7, 10.1)	330.07 (169.99,572.86)	4.2% (4.1, 4.4)	947.25 (580.84,1416.13)	-6.3% (-6.9, -6.3)
Central Europe, Eastern Europe, and Central Asia	35.55 (22.23,53.31)	29.1% (28.6, 29.5)	75.02 (33.89,156.86)	7.6% (7.5, 7.8)	333.85 (169.11,593.53)	-0.7% (-0.7, -0.4)	1385.67 (858.21,2062.79)	-6.3% (-6.2, -6.1)
Central Asia	39.19 (23.64,59.75)	48.1% (46.2, 48.9)	70.48 (31.94,147.27)	18.0% (16.0, 18.7)	307.57 (153.21,543.65)	0.0% (-0.6, -0.1)	1115.09 (690.41,1661.12)	-0.8% (-0.7, 0.1)
Central Europe	32.75 (19.93,50.5)	21.2% (20.5, 22.0)	70.94 (32.33,148.08)	14.5% (13.9, 14.6)	325.9 (165.46,577.67)	0.7% (0.9,1.5)	1670.25 (1038.16,2490.03)	-3.5% (-3.8, -3.0)
Eastern Europe	35.11 (21.83,52.46)	26.0% (24.7, 26.7)	79.05 (35.54,166.4)	3.5% (3.2, 3.9)	351.72 (176.09,627.47)	0.1% (0.1, 0.5)	1371.43 (847.73,2046.73)	-4.7% (-4.8, -4.4)
High-income	39.96 (25.77,58.8)	20.0% (18.7, 21.9)	84.48 (39.25,174.41)	9.6% (9.5, 9.7)	341.09 (176.69,589.53)	-1.8% (-2.8, -1.2)	1368.65 (874.99,1990.97)	-7.2% (-8.9, -4.8)

Australasia	43.55 (23.7,71.16)	26.8% (25.9, 27.8)	85.51 (39.75,174.65)	12.0% (11.4, 11.6)	162.66 (80.52,292.87)	0.1% (-0.2, 1.8)	1892.02 (1177.6,2832.22)	-9.5% (-10.0, -8.7)
High-income Asia Pacific	35.93 (21.74,55.57)	12.0% (11.1, 14.2)	93.16 (42.59,193.76)	15.7% (13.5, 16.7)	290.78 (148.73,512.29)	-0.6% (-1.0, -0.6)	1551.35 (954.87,2324.74)	-10.4% (-10.6, -10.0)
High-income North America	40.42 (26.58,58.3)	20.7% (19.6, 21.5)	91.61 (42.84,188.14)	6.9% (6.4, 7.6)	337.91 (171.73,596.65)	-1.0% (-1.1, -1.1)	1391.46 (925.38,1947.09)	-9.0% (-13.7, -3.7)
Southern Latin America	47.65 (27.35,75.69)	58.4% (56.7, 64.0)	82.85 (38.43,170.99)	11.0% (9.3, 11.3)	277.8 (139.77,488.63)	-0.4% (-0.2, 0.2)	1544.37 (949.54,2322.49)	-1.0% (-0.7, -0.6)
Western Europe	39.56 (24.71,59.86)	15.9% (14.8, 17.4)	74.78 (34.97,154.02)	8.1% (8.5, 8.6)	387.86 (202.3,657.22)	-2.4% (-5.2, -1.0)	1203.12 (745.79,1795.66)	-4.6% (-5.5, -3.6)
Latin America and Caribbean	52.14 (33.26,77.03)	27.0% (25.1, 27.7)	75.31 (35.05,154.51)	15.0% (14.8, 16.1)	363.67 (185.22,637.47)	-0.3% (-0.9, -0.3)	1169.49 (720.6,1746.2)	-0.4% (0.3, -0.7)
Andean Latin America	85.01 (52.12,129.76)	59.7% (59.3, 60.5)	85.27 (39.5,175.85)	12.6% (11.7, 14.4)	335.54 (168.86,590.3)	-0.2% (-0.7, 0.4)	736.5 (448.17,1110.41)	-0.3% (-0.7, -0.5)
Caribbean	27.43 (16.43,42.96)	23.3% (22.0, 27.3)	74.82 (34.69,155.07)	9.1% (9.6, 12.0)	333.84 (169.65,591.95)	-0.2% (-0.3, 0.2)	828.29 (511.92,1234.35)	-1.8% (-2.7, -0.6)
Central Latin America	63.06 (39.75,93.91)	31.5% (29.0, 33.5)	75.76 (34.97,155.18)	15.2% (14.1, 15.6)	362.07 (185.04,632.4)	-0.3% (-0.7, -0.7)	1213.43 (746.22,1813.48)	-0.2% (-0.7, 0.8)
Tropical Latin America	36.71 (22.71,55.23)	0.9% (0.4, 0.4)	72.46 (33.89,148.25)	16.5% (16.2, 17.9)	379.65 (190.9,664.66)	-0.1% (-0.7, -0.3)	1312.49 (807.43,1967.7)	0.3% (0.2, 1.0)
North Africa and Middle East	28.36 (17.74,42.86)	47.1% (45.4, 49.5)	67.05 (30.86,136.97)	21.0% (20.4, 21.0)	588.7 (302.37,1009.32)	-0.3% (-0.6, -0.6)	1222.61 (753.74,1835.17)	-0.6% (-1.8, 0.7)
South Asia	27.74 (17.08,42.49)	29.3% (28.4, 30.8)	80.51 (37.18,164.55)	17.0% (16.2, 17.2)	193.57 (98.95,343.25)	0.0% (0.0, 0.1)	993.5 (603.88,1495.84)	-11.2% (-12.5, -10.8)
Southeast Asia, East Asia, and Oceania	27.64 (16.99,41.99)	6.6% (5.1, 6.9)	82.55 (38.7,167.85)	13.4% (12.0, 13.7)	292.76 (149.48,512.2)	-2.9% (-3.3, -2.3)	676.2 (412.14,1018.66)	-16.6% (-16.7, -16.2)
East Asia	36.83 (22.63,55.84)	14.2% (12.3, 14.4)	90.94 (42.92,184.36)	14.3% (13.6, 14.6)	294.63 (150.27,516.86)	-4.2% (-4.8, -2.5)	608.12 (370.01,917.2)	-25.1% (-25.3, -24.6)

Oceania	9.36 (5.1,15.42)	18.5% (18.4, 20.2)	74.47 (34.74,153.84)	11.9% (12.5, 13.5)	282.56 (141.28,496.53)	0.3% (0.7, 0.3)	796.49 (485.05,1207.59)	0.1% (0.4, 0.9)
Southeast Asia	9.71 (5.61,15.66)	19.8% (19.2, 21.0)	63.64 (29.57,129.68)	19.4% (18.7, 18.8)	288.23 (145.73,506.74)	1.0% (0.6, 1.3)	811.25 (492.02,1221.96)	0.5% (-0.3, 1.1)
Sub-Saharan Africa	13.42 (8.27,20.37)	-4.1% (-4.8, -4.0)	58.54 (27.12,119.37)	10.5% (10.0, 10.2)	400 (204.61,691.32)	1.4% (1.3, 1.5)	855.75 (525.19,1284.8)	-3.0% (-3.6, -2.6)
Central Sub-Saharan Africa	13.61 (7.14,22.35)	18.8% (17.5, 18.2)	60.73 (27.74,124.55)	5.6% (3.9, 5.4)	376.04 (190.7,653.15)	0.9% (0.7, 0.9)	888.59 (543.24,1339.07)	-2.4% (-3.1, -2.6)
Eastern Sub-Saharan Africa	10.09 (5.89,15.89)	13.1% (11.3, 14.1)	55.77 (25.98,113.84)	12.3% (11.9, 13.1)	284.3 (144.84,503.19)	0.5% (0.2, 0.2)	903.16 (554.24,1353.39)	-3.5% (-3.5, -3.3)
Southern Sub-Saharan Africa	39.63 (25.1,59.29)	-19.4% (-18.7, -17.9)	62.84 (28.76,130.37)	7.9% (8.2, 8.5)	412.28 (209.92,716.89)	-1.4% (-2.0, -1.8)	716.3 (439.01,1078.09)	-5.7% (-5.6, -5.2)
Western Sub-Saharan Africa	10.61 (6.34,16.35)	24.3% (21.0, 25.3)	59.32 (27.72,121.34)	11.5% (11.2, 11.9)	507.59 (260.97,876.11)	0.9% (0.7, 0.9)	833.58 (510.14,1252.1)	-3.0% (-4.4, -2.0)

Values in parentheses are 95% uncertainty intervals.

Table S3. In 2021, years lived with disability for women of reproductive age in 204 countries or territories, caused by rheumatoid arthritis, osteoarthritis, neck pain, and low back pain, along with estimated annual percentage changes from 1990 to 2021

Location	Years Lived with Disability							
	Rheumatoid arthritis		Osteoarthritis		Neck pain		Low back pain	
	2021	EAPC (%)	2021	EAPC (%)	2021	EAPC (%)	2021	EAPC (%)
American Samoa	2 (1,3)	0.66 (0.28, 1.04)	13 (6,27)	1.71 (1.23, 2.19)	34 (21,50)	0.14 (-0.16, 0.45)	95 (65,128)	0.01 (-0.28, 0.31)
Antigua and Barbuda	7 (4,10)	2.82 (2.39, 3.26)	23 (11,48)	3.07 (2.57, 3.56)	85 (51,127)	1.47 (1.13, 1.81)	210 (143,285)	1.56 (1.21, 1.92)
Arab Republic of Egypt	7536 (4582,11194)	3.92 (3.86, 3.98)	15405 (7041,31507)	2.99 (2.88, 3.1)	143851 (89841,217082)	2.39 (2.32, 2.47)	312844 (213026,426740)	2.42 (2.28, 2.56)
Argentine Republic	5380 (3348,8148)	2.8 (2.72, 2.87)	10728 (4960,21879)	1.81 (1.75, 1.88)	33786 (20920,51588)	1.38 (1.36, 1.4)	186707 (129910,253154)	1.34 (1.28, 1.4)
Australia	2856 (1758,4367)	1.99 (1.87, 2.12)	6289 (2995,13018)	1.69 (1.54, 1.85)	10892 (6770,16356)	0.97 (0.93, 1.01)	117857 (82018,161633)	0.77 (0.75, 0.79)
Barbados	31 (18,47)	1.51 (1.27, 1.74)	75 (35,153)	1.73 (1.4, 2.06)	251 (154,380)	0.33 (0.26, 0.4)	630 (434,859)	0.37 (0.29, 0.46)
Belize	37 (23,56)	5.25 (5.08, 5.43)	85 (40,177)	5.42 (5.21, 5.62)	393 (241,590)	3.79 (3.71, 3.86)	1003 (701,1361)	3.84 (3.77, 3.92)
Bermuda	5 (3,8)	0.57 (0.3, 0.84)	17 (8,35)	0.41 (0.04, 0.79)	49 (31,76)	-0.68 (-0.86, -0.5)	127 (88,172)	-0.65 (-0.84, -0.46)
Bolivarian Republic of Venezuela	4106 (2571,6067)	3.37 (3.01, 3.73)	6301 (2829,12883)	3.01 (2.74, 3.28)	23812 (14583,36000)	1.75 (1.51, 2)	76597 (52137,104978)	1.52 (1.28, 1.76)
Bosnia and Herzegovina	323 (202,495)	0.41 (0.19, 0.62)	673 (304,1382)	0.34 (-0.05, 0.74)	2438 (1504,3707)	-1.15 (-1.3, -0.99)	12516 (8730,17228)	-0.92 (-1.04, -0.81)
Brunei Darussalam	46 (28,70)	3.28 (2.91, 3.65)	134 (62,277)	3.71 (3.33, 4.1)	341 (211,522)	2.21 (1.99, 2.43)	1681 (1161,2289)	1.92 (1.7, 2.14)
Burkina Faso	472 (265,746)	4.05 (3.96, 4.15)	1953 (906,4043)	3.34 (3.28, 3.41)	22610 (13949,33118)	3.2 (3.17, 3.24)	41531 (28498,56061)	3.17 (3.12, 3.22)
Canada	4092 (2711,5739)	1.36 (1.11, 1.6)	6953 (3255,14073)	0.98 (0.64, 1.32)	26778 (16375,41231)	0.3 (0.23, 0.38)	110086 (77236,147839)	0.11 (0.04, 0.18)

Central African Republic	151 (91,231)	2.88 (2.81, 2.96)	550 (256,1110)	2.84 (2.79, 2.89)	4632 (2868,6823)	2.62 (2.55, 2.69)	11313 (7753,15389)	2.54 (2.46, 2.63)
Commonwealth of Dominica	4 (3,6)	1.22 (1.02, 1.41)	13 (6,26)	1.66 (1.36, 1.95)	55 (34,82)	0.2 (0.13, 0.28)	140 (96,191)	0.17 (0.08, 0.26)
Commonwealth of the Bahamas	32 (20,49)	2.61 (2.3, 2.93)	100 (46,200)	3.02 (2.68, 3.36)	368 (228,557)	1.47 (1.33, 1.61)	912 (631,1249)	1.52 (1.36, 1.67)
Cook Islands	1 (0,1)	1.31 (1.16, 1.46)	5 (2,10)	1.86 (1.5, 2.21)	13 (8,19)	0.3 (0.11, 0.49)	36 (25,49)	0.24 (0.06, 0.42)
Czech Republic	983 (628,1483)	0.94 (0.86, 1.02)	2734 (1279,5739)	0.4 (0.15, 0.64)	7913 (4810,11973)	-0.17 (-0.2, -0.13)	44926 (31864,62484)	-0.24 (-0.28, -0.19)
Democratic People's Republic of Korea	2033 (1207,3076)	2.19 (2.02, 2.36)	6846 (3131,14101)	2.31 (2.04, 2.59)	19810 (12041,30434)	1.13 (0.98, 1.29)	54964 (37978,77346)	0.84 (0.7, 0.99)
Democratic Republic of Sao Tome and Principe	6 (4,10)	3.92 (3.77, 4.06)	32 (15,66)	4.22 (4.16, 4.29)	246 (153,362)	2.92 (2.9, 2.95)	382 (262,524)	2.79 (2.78, 2.8)
Democratic Republic of the Congo	2291 (1357,3547)	3.41 (3.32, 3.5)	8571 (3996,17421)	3.09 (3.04, 3.15)	70556 (43680,104024)	3.06 (3.05, 3.07)	173036 (120180,237620)	2.93 (2.91, 2.96)
Democratic Republic of Timor-Leste	25 (14,40)	2.44 (2.25, 2.62)	154 (71,309)	2.31 (2.18, 2.45)	788 (493,1180)	1.72 (1.55, 1.9)	2214 (1504,3018)	1.58 (1.37, 1.78)
Democratic Socialist Republic of Sri Lanka	493 (278,780)	1.84 (1.81, 1.86)	4313 (2039,9067)	2 (1.84, 2.16)	15518 (9540,23431)	0.94 (0.83, 1.04)	42776 (29098,59588)	0.82 (0.71, 0.92)
Dominican Republic	483 (289,750)	2.7 (2.66, 2.74)	2164 (990,4502)	2.99 (2.82, 3.15)	9633 (5864,14582)	1.55 (1.49, 1.62)	24681 (17134,33502)	1.69 (1.64, 1.75)
Eastern Republic of Uruguay	334 (207,517)	1.64 (1.57, 1.71)	791 (373,1597)	1.01 (0.94, 1.08)	2396 (1496,3668)	0.4 (0.36, 0.44)	13402 (9441,18171)	0.61 (0.53, 0.68)
Federal Democratic	2268 (1384,3453)	2.95	11082 (5147,22667)	3.54	74525 (46547,112899)	2.73	220687	2.55

Republic of Ethiopia		(2.84, 3.06)		(3.39, 3.68)		(2.44, 3.02)	(151824,300161)	(2.43, 2.67)
Federal Democratic Republic of Nepal	2507 (1555,3838)	4.06 (3.93, 4.19)	5683 (2693,11444)	3.3 (3.25, 3.36)	14302 (8895,22025)	2.49 (2.47, 2.51)	123336 (85393,166715)	2.07 (1.92, 2.21)
Federal Republic of Germany	7373 (4519,11374)	0.33 (0.1, 0.57)	16215 (7635,33253)	0.46 (0.07, 0.85)	71694 (44663,110317)	-0.34 (-0.5, -0.18)	251169 (176175,340912)	-0.47 (-0.61, -0.32)
Federal Republic of Nigeria	5274 (3251,7953)	4.32 (4.27, 4.38)	23578 (10925,47308)	4.59 (4.42, 4.75)	270046 (167451,406604)	3.65 (3.59, 3.71)	434828 (298627,591379)	3.42 (3.3, 3.53)
Federal Republic of Somalia	372 (217,575)	3.43 (3.29, 3.57)	1720 (830,3550)	2.72 (2.41, 3.03)	11201 (6782,16981)	3.37 (3.25, 3.49)	39196 (27073,53881)	3.44 (3.34, 3.53)
Federated States of Micronesia	4 (2,6)	1.52 (1.32, 1.72)	21 (9,42)	1.75 (1.42, 2.07)	70 (43,105)	0.51 (0.36, 0.66)	206 (142,280)	0.46 (0.32, 0.61)
Federative Republic of Brazil	22317 (14534,32955)	1.98 (1.85, 2.12)	48130 (22389,96674)	3.06 (2.9, 3.23)	231199 (143643,349604)	1.36 (1.23, 1.5)	798563 (560269,1085028)	1.59 (1.48, 1.71)
French Republic	4509 (2839,6810)	0.96 (0.82, 1.1)	13512 (6319,27480)	0.67 (0.46, 0.88)	45399 (27390,69243)	-0.13 (-0.42, 0.15)	183984 (130218,249012)	-0.09 (-0.16, -0.03)
Gabonese Republic	90 (54,140)	4.18 (4.13, 4.23)	271 (128,545)	4.05 (3.91, 4.2)	1682 (1049,2451)	2.86 (2.81, 2.91)	3805 (2634,5142)	2.78 (2.72, 2.83)
Georgia	166 (100,247)	-1.06 (-1.16, -0.96)	652 (300,1363)	-0.6 (-0.92, -0.28)	2607 (1591,3937)	-1.7 (-1.82, -1.58)	8821 (6222,11978)	-1.74 (-1.9, -1.57)
Grand Duchy of Luxembourg	67 (42,103)	2.36 (2.33, 2.39)	152 (72,318)	2.41 (2.31, 2.52)	663 (406,1018)	1.69 (1.66, 1.72)	2041 (1445,2740)	1.55 (1.51, 1.59)
Greenland	3 (2,5)	0.91 (0.68, 1.14)	8 (4,17)	1.03 (0.34, 1.71)	39 (24,60)	-0.31 (-0.47, -0.15)	157 (109,217)	-0.43 (-0.57, -0.3)
Grenada	6 (3,8)	2.64 (2.22, 3.06)	21 (10,44)	2.86 (2.46, 3.26)	86 (53,131)	1.12 (0.79, 1.46)	217 (149,298)	1.17 (0.84, 1.5)
Guam	6 (3,8)	1.26 (0.95, 1.57)	39 (18,79)	1.68 (1.27, 2.1)	107 (67,161)	0.29 (0.04, 0.54)	293 (205,405)	0.18 (-0.06, 0.42)
Hashemite Kingdom of Jordan	900 (554,1321)	6.72 (6.43, 7.01)	2045 (957,4173)	6.69 (6.4, 6.98)	16830 (10594,25439)	5.05 (4.87, 5.23)	36245 (25318,49824)	4.64 (4.46, 4.81)

Hellenic Republic	1025 (667,1535)	0.48 (0.25, 0.72)	2339 (1120,4739)	1.3 (1.04, 1.55)	11798 (7217,18072)	0.01 (-0.51, 0.53)	26742 (18619,36147)	-0.36 (-0.55, -0.17)
Hungary	885 (560,1367)	0.52 (0.44, 0.6)	2494 (1128,5198)	0.16 (-0.07, 0.39)	7326 (4449,11177)	-0.43 (-0.5, -0.36)	43330 (30110,60241)	-0.56 (-0.62, -0.49)
Independent State of Papua New Guinea	217 (131,337)	4.15 (4.13, 4.17)	1586 (748,3320)	4.45 (4.37, 4.53)	7023 (4336,10542)	3.64 (3.59, 3.68)	19932 (13661,26910)	3.63 (3.56, 3.7)
Independent State of Samoa	6 (4,10)	1.74 (1.61, 1.87)	36 (17,73)	2.2 (1.96, 2.44)	127 (80,188)	1.13 (1.04, 1.21)	374 (258,509)	0.83 (0.73, 0.93)
Ireland	756 (463,1139)	2.43 (2.22, 2.65)	1181 (547,2420)	2.3 (2.22, 2.39)	4974 (3088,7491)	1.44 (1.31, 1.57)	15077 (10568,20429)	1.28 (1.12, 1.44)
Islamic Republic of Afghanistan	1131 (680,1667)	5.02 (4.85, 5.19)	2803 (1323,5638)	4.91 (4.09, 5.73)	34942 (21683,52680)	4.12 (3.97, 4.27)	79792 (55879,108630)	4.03 (3.89, 4.16)
Islamic Republic of Iran	5683 (3520,8531)	4.02 (3.86, 4.18)	16462 (7437,33034)	4.46 (4.41, 4.52)	168200 (104884,256307)	2.82 (2.76, 2.88)	326982 (228556,446201)	2.23 (2, 2.47)
Islamic Republic of Mauritania	124 (76,192)	3.73 (3.67, 3.8)	509 (237,1064)	3.39 (3.32, 3.45)	4516 (2773,6608)	2.69 (2.65, 2.73)	7676 (5169,10399)	2.53 (2.47, 2.59)
Islamic Republic of Pakistan	19275 (12155,28465)	3.57 (3.41, 3.73)	35280 (16440,71833)	3.98 (3.83, 4.12)	112385 (69912,171296)	3.34 (3.29, 3.39)	669364 (459442,932267)	3.76 (3.62, 3.89)
Jamaica	197 (122,299)	2.43 (2.14, 2.71)	575 (269,1198)	2.46 (2.12, 2.8)	2609 (1600,3882)	1.06 (0.93, 1.19)	6721 (4612,9261)	1.07 (0.91, 1.23)
Japan	11567 (7053,17248)	0.02 (-0.11, 0.14)	34052 (15582,68864)	0.62 (0.23, 1.01)	82766 (51477,126726)	-0.64 (-0.7, -0.58)	450793 (313709,616597)	-0.89 (-0.94, -0.84)
Kingdom of Bahrain	211 (128,321)	6.46 (6.12, 6.81)	264 (125,536)	6.31 (5.84, 6.77)	1950 (1218,2979)	4.57 (4.19, 4.95)	3884 (2637,5274)	4.22 (3.86, 4.58)
Kingdom of Belgium	1089 (678,1667)	0.79 (0.68, 0.89)	2352 (1078,4947)	0.74 (0.54, 0.95)	10062 (6107,15187)	0.15 (0.08, 0.21)	31290 (21965,42633)	0.05 (0, 0.1)
Kingdom of Bhutan	69 (42,106)	3.44 (3.19, 3.7)	148 (69,305)	2.83 (2.76, 2.9)	338 (210,526)	1.87 (1.75, 1.99)	2534 (1748,3500)	1.76 (1.64, 1.87)
Kingdom of	421 (254,672)	3.32	2362 (1117,4887)	3.12	11524 (7127,17227)	2.26	35667	1.95

Cambodia		(3.28, 3.35)		(2.93, 3.3)		(2.18, 2.34)	(24553,48855)	(1.86, 2.03)
Kingdom of Denmark	539 (326,816)	1.12 (1.01, 1.24)	1143 (532,2369)	0.2 (0.09, 0.31)	6207 (3808,9177)	0.02 (-0.06, 0.11)	17635 (12055,24939)	-0.8 (-0.91, -0.68)
Kingdom of Eswatini	80 (49,120)	1.82 (1.68, 1.95)	152 (71,307)	2.06 (1.84, 2.27)	1071 (663,1561)	1.48 (1.34, 1.62)	1860 (1287,2495)	1.36 (1.22, 1.5)
Kingdom of Lesotho	107 (67,164)	1.03 (0.87, 1.19)	229 (107,462)	0.78 (0.62, 0.94)	1694 (1046,2479)	0.59 (0.51, 0.68)	3145 (2156,4229)	0.42 (0.32, 0.52)
Kingdom of Morocco	2316 (1454,3568)	3.17 (3.13, 3.2)	6534 (3047,13626)	2.92 (2.81, 3.03)	56706 (35404,86401)	1.87 (1.73, 2)	131875 (91391,179901)	1.54 (1.3, 1.79)
Kingdom of Norway	568 (352,853)	0.92 (0.79, 1.06)	1104 (510,2281)	1.24 (1.11, 1.37)	4268 (2695,6517)	0.11 (-0.14, 0.36)	14393 (10063,19551)	0.35 (0.27, 0.42)
Kingdom of Saudi Arabia	3131 (1954,4775)	6.54 (6.33, 6.76)	8183 (3793,16577)	5.77 (5.59, 5.95)	62458 (38758,95989)	4.69 (4.6, 4.79)	124125 (85850,169991)	4.38 (4.28, 4.47)
Kingdom of Spain	3830 (2507,5420)	1.49 (1.22, 1.76)	12028 (5619,24849)	2.29 (2.05, 2.53)	36560 (22523,55179)	-1.34 (-2.12, -0.55)	106517 (73582,144185)	0.76 (0.6, 0.93)
Kingdom of Sweden	971 (619,1449)	-0.18 (-0.31, -0.06)	1609 (733,3262)	0.79 (0.56, 1.02)	9719 (5984,14587)	0.29 (0.21, 0.38)	19985 (13696,27391)	1.24 (0.95, 1.54)
Kingdom of Thailand	2499 (1396,3934)	2.32 (1.99, 2.64)	16743 (7990,33661)	2.87 (2.54, 3.21)	49282 (29936,73934)	0.78 (0.53, 1.02)	122628 (85222,168173)	0.91 (0.75, 1.08)
Kingdom of the Netherlands	1775 (1094,2733)	0.47 (0.26, 0.67)	3474 (1661,6973)	0.38 (0.2, 0.56)	13467 (8198,20607)	-0.24 (-0.36, -0.13)	39858 (28032,53834)	-0.37 (-0.43, -0.31)
Kingdom of Tonga	3 (2,5)	1.49 (1.41, 1.57)	20 (10,41)	1.58 (1.51, 1.66)	68 (42,101)	0.75 (0.69, 0.81)	198 (136,269)	0.56 (0.49, 0.63)
Kyrgyz Republic	1028 (639,1546)	3.18 (3.08, 3.28)	1087 (493,2251)	3.5 (3.16, 3.85)	5280 (3215,8019)	1.85 (1.73, 1.96)	18916 (13195,26053)	1.74 (1.61, 1.88)
Lao People's Democratic Republic	190 (116,299)	3.73 (3.68, 3.77)	1045 (488,2200)	3.6 (3.54, 3.66)	4979 (3034,7511)	2.71 (2.66, 2.76)	14449 (9931,20072)	2.54 (2.51, 2.58)
Lebanese Republic	686 (433,1022)	4.16	1111 (524,2248)	3.64	9046 (5636,13840)	2.78	17672	2.69

		(3.89, 4.44)		(3.57, 3.71)		(2.65, 2.91)	(12280,24025)	(2.53, 2.85)
Malaysia	603 (347,940)	3.04 (2.78, 3.3)	5924 (2824,12282)	3.06 (2.72, 3.4)	21881 (13428,32581)	2.28 (2.03, 2.54)	62138 (41685,84767)	1.99 (1.8, 2.17)
Mongolia	231 (136,349)	4.1 (3.95, 4.25)	681 (312,1414)	4.98 (4.7, 5.26)	2688 (1639,4048)	2.16 (1.99, 2.34)	9611 (6681,13085)	2.13 (1.95, 2.31)
Montenegro	38 (23,57)	0.82 (0.76, 0.87)	136 (62,282)	0.83 (0.59, 1.06)	472 (288,713)	-0.13 (-0.24, -0.03)	2526 (1742,3450)	-0.06 (-0.15, 0.04)
New Zealand	615 (381,936)	1.5 (1.27, 1.74)	1082 (501,2241)	1.83 (1.56, 2.09)	1343 (797,2121)	0.63 (0.01, 1.26)	24768 (17258,33547)	0.81 (0.73, 0.88)
North Macedonia	133 (78,208)	1.74 (1.67, 1.81)	472 (211,970)	1.46 (1.33, 1.58)	1758 (1071,2662)	0.45 (0.38, 0.52)	8593 (5815,11740)	0.46 (0.4, 0.52)
Northern Mariana Islands	2 (1,3)	-0.6 (-1.52, 0.34)	15 (7,31)	1.71 (0.72, 2.71)	36 (22,54)	-0.73 (-1.58, 0.13)	100 (69,141)	-0.97 (-1.81, -0.12)
Palestine	314 (193,460)	5.06 (5.01, 5.11)	674 (315,1369)	5.11 (4.95, 5.26)	6723 (4159,10154)	4.03 (3.88, 4.17)	14574 (9851,20169)	3.77 (3.6, 3.93)
People's Democratic Republic of Algeria	2372 (1475,3599)	4.51 (4.43, 4.59)	8406 (3973,17059)	4.71 (4.54, 4.87)	68142 (42506,104684)	2.96 (2.79, 3.12)	134716 (93153,184119)	2.42 (2.22, 2.63)
People's Republic of Bangladesh	13034 (8253,20018)	4.09 (3.99, 4.2)	33261 (15583,65835)	4.07 (3.98, 4.16)	74761 (46344,113505)	2.54 (2.47, 2.61)	571579 (392068,781328)	2.14 (1.99, 2.29)
People's Republic of China	139624 (89443,206557)	1.56 (1.3, 1.83)	394150 (184942,797694)	2.92 (2.49, 3.35)	1080720 (662848,1654561)	0.72 (0.52, 0.93)	2083393 (1455840,2852739)	0.07 (-0.1, 0.25)
Plurinational State of Bolivia	1535 (971,2300)	4.18 (4.12, 4.23)	2296 (1057,4653)	3.43 (3.4, 3.47)	10295 (6363,15463)	2.54 (2.45, 2.62)	24279 (16813,33202)	2.54 (2.42, 2.66)
Portuguese Republic	1340 (829,2006)	1.61 (1.36, 1.87)	2608 (1185,5329)	1.56 (1.28, 1.83)	10262 (6372,15870)	0.13 (0, 0.25)	32366 (22830,43433)	-0.13 (-0.26, 0.01)
Principality of Andorra	8 (5,11)	1.72 (1.4, 2.04)	24 (11,50)	2.76 (2.42, 3.11)	90 (56,138)	1.17 (0.87, 1.48)	257 (180,349)	0.87 (0.57, 1.17)
Principality of Monaco	3 (2,4)	0.69 (0.55, 0.83)	8 (4,16)	0.76 (0.55, 0.97)	31 (19,48)	0.29 (0.19, 0.4)	89 (63,122)	0.17 (0.08, 0.27)

Puerto Rico	340 (207,534)	0.98 (0.69, 1.26)	828 (382,1699)	0.17 (-0.07, 0.42)	2637 (1615,3990)	-0.69 (-0.87, -0.5)	6572 (4524,9011)	-0.68 (-0.87, -0.49)
Republic of Albania	164 (101,246)	1.02 (0.84, 1.19)	414 (195,855)	1.32 (0.93, 1.71)	1957 (1201,2962)	-0.75 (-0.89, -0.62)	10775 (7493,14800)	-0.72 (-0.88, -0.57)
Republic of Angola	926 (539,1424)	4.85 (4.8, 4.91)	4008 (1815,8222)	4.44 (4.37, 4.5)	25685 (15944,37863)	4.07 (4.04, 4.1)	61801 (42818,85075)	3.82 (3.75, 3.88)
Republic of Armenia	183 (110,281)	1.15 (0.99, 1.32)	582 (265,1198)	1.23 (0.63, 1.84)	2412 (1490,3664)	-0.39 (-0.6, -0.18)	9530 (6619,13152)	-0.35 (-0.58, -0.12)
Republic of Austria	957 (568,1480)	0.88 (0.65, 1.11)	1923 (885,3948)	1.21 (0.95, 1.47)	10525 (6507,15673)	0.15 (-0.15, 0.44)	20793 (14492,28251)	0.18 (0.08, 0.28)
Republic of Azerbaijan	483 (291,759)	2.86 (2.75, 2.97)	2045 (939,4183)	3.86 (3.31, 4.41)	8778 (5400,13376)	1.68 (1.46, 1.89)	32088 (22128,43829)	1.88 (1.63, 2.13)
Republic of Belarus	569 (338,881)	1.15 (1.05, 1.26)	2504 (1143,5196)	0.89 (0.48, 1.3)	7148 (4384,10799)	-0.42 (-0.61, -0.23)	30721 (21665,41687)	-0.42 (-0.62, -0.22)
Republic of Benin	307 (188,476)	4.5 (4.44, 4.57)	1433 (685,2914)	4.47 (4.42, 4.52)	13359 (8227,19852)	3.61 (3.6, 3.62)	24138 (16681,33333)	3.46 (3.43, 3.49)
Republic of Botswana	175 (108,269)	4.05 (3.95, 4.14)	422 (197,845)	3.98 (3.85, 4.12)	2519 (1572,3681)	2.8 (2.71, 2.88)	4769 (3274,6450)	2.72 (2.63, 2.82)
Republic of Bulgaria	379 (235,588)	-0.23 (-0.36, -0.1)	1582 (722,3317)	-0.28 (-0.37, -0.19)	4860 (2976,7366)	-1.03 (-1.1, -0.96)	25148 (17346,35378)	-1.09 (-1.15, -1.03)
Republic of Burundi	238 (138,391)	3.31 (3.09, 3.54)	996 (462,2074)	2.79 (2.69, 2.89)	7167 (4354,10844)	3.04 (2.85, 3.23)	25358 (17667,34823)	2.93 (2.74, 3.12)
Republic of Cabo Verde	18 (11,30)	3.83 (3.75, 3.92)	84 (40,172)	4.13 (3.74, 4.53)	693 (429,1035)	2.58 (2.37, 2.78)	1132 (773,1565)	2.3 (2.07, 2.53)
Republic of Cameroon	855 (505,1297)	4.72 (4.6, 4.85)	3469 (1659,7185)	4.5 (4.44, 4.56)	32675 (20135,48296)	4.06 (4.04, 4.08)	61252 (41324,83858)	3.86 (3.8, 3.92)
Republic of Chad	274 (171,432)	3.9 (3.73, 4.06)	1288 (615,2661)	3.38 (3.27, 3.5)	15403 (9512,22601)	3.37 (3.3, 3.43)	31241 (21404,42475)	3.13 (3.06, 3.2)
Republic of Chile	3033 (1866,4688)	3.03	4379 (2011,9031)	2.3	13507 (8481,20682)	1.09	76028	1.02

		(2.76, 3.3)		(1.99, 2.6)		(0.97, 1.21)	(52283,102293)	(0.87, 1.16)
Republic of Colombia	5830 (3590,8754)	3.15 (2.82, 3.49)	10389 (4883,21192)	3.01 (2.7, 3.32)	44628 (27659,67454)	1.45 (1.32, 1.58)	174976 (121776,239913)	1.46 (1.32, 1.61)
Republic of Costa Rica	749 (430,1136)	3.57 (3.25, 3.9)	1055 (481,2122)	3.19 (2.8, 3.59)	4444 (2751,6673)	1.82 (1.62, 2.02)	15661 (10950,21467)	1.64 (1.44, 1.83)
Republic of Croatia	401 (240,616)	0.53 (0.46, 0.61)	871 (402,1793)	0.01 (-0.16, 0.19)	2989 (1835,4604)	-0.86 (-0.91, -0.81)	15078 (10451,20733)	-1.05 (-1.13, -0.98)
Republic of Cuba	1201 (754,1835)	1.35 (0.99, 1.72)	2565 (1189,5204)	1.77 (1.39, 2.16)	8885 (5536,13598)	-0.28 (-0.47, -0.08)	20771 (14834,27621)	-0.28 (-0.49, -0.07)
Republic of Cyprus	191 (118,292)	3.3 (3.15, 3.46)	341 (160,705)	3 (2.96, 3.04)	1551 (958,2403)	2.36 (2.32, 2.4)	4500 (3099,6084)	2.22 (2.17, 2.28)
Republic of Côte d'Ivoire	663 (390,1005)	3.81 (3.77, 3.84)	2948 (1413,5971)	3.71 (3.62, 3.79)	28439 (17404,41659)	3.03 (2.91, 3.14)	53443 (36305,72610)	2.9 (2.75, 3.06)
Republic of Djibouti	33 (19,53)	5.41 (5.29, 5.54)	187 (87,380)	5.87 (5.72, 6.02)	863 (519,1320)	4.54 (4.44, 4.63)	2602 (1791,3578)	4.15 (4.05, 4.26)
Republic of Ecuador	2411 (1512,3609)	3.89 (3.76, 4.02)	3962 (1856,8027)	3.56 (3.42, 3.7)	15785 (9679,23752)	2.21 (2.15, 2.27)	31633 (22090,42856)	1.88 (1.76, 2.01)
Republic of El Salvador	469 (297,694)	2.9 (2.73, 3.07)	1348 (632,2706)	2.63 (2.55, 2.72)	5963 (3664,8949)	1.23 (1.18, 1.28)	21096 (14838,28937)	1.25 (1.21, 1.3)
Republic of Equatorial Guinea	61 (35,94)	6.72 (6.54, 6.91)	183 (87,374)	5.69 (5.58, 5.81)	1225 (760,1805)	4.45 (4.4, 4.5)	2881 (1984,3989)	4.26 (4.21, 4.32)
Republic of Estonia	196 (118,299)	0.62 (0.49, 0.75)	343 (156,704)	0.02 (-0.14, 0.18)	928 (567,1397)	-0.84 (-0.88, -0.79)	3920 (2694,5309)	-0.75 (-0.8, -0.7)
Republic of Fiji	22 (14,35)	1.55 (1.51, 1.58)	205 (96,426)	1.79 (1.54, 2.04)	647 (405,963)	0.78 (0.65, 0.91)	1774 (1197,2416)	0.6 (0.49, 0.72)
Republic of Finland	673 (418,1033)	0.37 (0.27, 0.46)	1042 (492,2138)	-0.44 (-0.59, -0.3)	4198 (2561,6254)	-0.4 (-0.44, -0.37)	11890 (8206,16117)	-0.55 (-0.6, -0.51)
Republic of Ghana	932 (549,1414)	4.6 (4.48, 4.72)	4919 (2255,9948)	3.8 (3.69, 3.92)	40206 (24460,58856)	3.39 (3.37, 3.41)	58178 (40722,79114)	3.11 (3.08, 3.13)

Republic of Guatemala	1341 (804,1983)	4.84 (4.66, 5.01)	2541 (1185,5179)	3.73 (3.66, 3.8)	14065 (8571,21132)	3.05 (2.98, 3.12)	56029 (38906,76812)	2.88 (2.78, 2.99)
Republic of Guinea	276 (164,423)	3.18 (3, 3.36)	1241 (572,2552)	2.65 (2.52, 2.78)	13795 (8531,20260)	2.67 (2.58, 2.77)	25629 (17521,34443)	2.64 (2.57, 2.71)
Republic of Guinea-Bissau	45 (27,70)	3.42 (3.25, 3.58)	204 (98,411)	2.95 (2.81, 3.1)	2206 (1352,3241)	2.8 (2.73, 2.87)	3838 (2648,5218)	2.71 (2.68, 2.75)
Republic of Guyana	35 (22,53)	1.05 (0.96, 1.15)	145 (67,302)	1.53 (1.3, 1.75)	666 (415,992)	0.03 (-0.03, 0.08)	1645 (1146,2209)	0.03 (-0.01, 0.08)
Republic of Haiti	670 (393,990)	3.69 (3.59, 3.79)	1904 (907,3872)	3.61 (3.55, 3.68)	11476 (7074,17086)	2.94 (2.87, 3.02)	28447 (19655,38756)	2.88 (2.79, 2.97)
Republic of Honduras	1621 (1025,2365)	4.85 (4.74, 4.96)	1660 (774,3407)	4.25 (4.21, 4.29)	9149 (5608,13954)	3.47 (3.43, 3.5)	33018 (23138,45426)	3.44 (3.4, 3.49)
Republic of Iceland	38 (23,57)	1.5 (1.37, 1.63)	81 (37,161)	1.92 (1.68, 2.17)	325 (200,495)	0.8 (0.7, 0.89)	1007 (707,1354)	0.52 (0.45, 0.6)
Republic of India	98206 (61713,147871)	3.35 (3.24, 3.46)	291407 (136668,585537)	3.51 (3.32, 3.69)	730808 (450268,1121547)	2.04 (1.46, 2.63)	3426916 (2402766,4645655)	1.7 (1.59, 1.82)
Republic of Indonesia	4337 (2673,6567)	2.4 (2.36, 2.44)	51371 (23964,103144)	3.47 (3.4, 3.54)	240482 (148254,370146)	1.95 (1.88, 2.03)	684340 (471237,932469)	1.83 (1.75, 1.91)
Republic of Iraq	2754 (1777,4031)	4.66 (4.56, 4.75)	6196 (2929,12539)	4.5 (4.46, 4.54)	56973 (35705,85748)	3.55 (3.45, 3.64)	119998 (83693,164675)	3.24 (3.13, 3.35)
Republic of Italy	4679 (2904,7039)	0.35 (0.18, 0.52)	13353 (6103,27152)	1.27 (1.07, 1.46)	59225 (36125,90257)	0.04 (-0.09, 0.17)	159419 (111296,218741)	-0.28 (-0.39, -0.18)
Republic of Kazakhstan	1037 (585,1631)	2.14 (1.88, 2.4)	4089 (1837,8555)	2.26 (2.04, 2.47)	15143 (9435,22752)	0.8 (0.76, 0.85)	57827 (39923,78617)	0.86 (0.81, 0.92)
Republic of Kenya	1160 (714,1775)	3.89 (3.83, 3.95)	5830 (2627,11827)	4.21 (4.18, 4.24)	36303 (22586,55236)	3.33 (3.27, 3.39)	122722 (84265,168482)	3.07 (2.97, 3.18)
Republic of Kiribati	3 (2,4)	2.47 (2.41, 2.54)	23 (11,47)	2.71 (2.44, 2.97)	86 (53,131)	2.05 (1.97, 2.14)	252 (171,342)	2.2 (2.09, 2.32)
Republic of Korea	4723 (2991,6953)	1.55	17412 (7872,35307)	2.29	33629 (20510,51517)	0.16	170796	-0.1

		(1.28, 1.82)		(1.86, 2.72)		(0.02, 0.29)	(120217,235230)	(-0.26, 0.05)
Republic of Latvia	231 (139,345)	-0.28 (-0.38, -0.19)	483 (224,1006)	-0.35 (-0.56, -0.14)	1309 (807,1959)	-1.45 (-1.59, -1.31)	5489 (3831,7568)	-1.49 (-1.62, -1.35)
Republic of Liberia	146 (88,227)	5.04 (4.7, 5.38)	685 (326,1440)	4.71 (4.45, 4.96)	5942 (3686,8694)	4.03 (3.83, 4.23)	10362 (7204,13886)	3.9 (3.7, 4.1)
Republic of Lithuania	398 (250,609)	-0.53 (-0.84, -0.23)	674 (311,1384)	0.03 (-0.29, 0.35)	1901 (1175,2877)	-1.39 (-1.58, -1.21)	7792 (5368,10783)	-1.46 (-1.66, -1.27)
Republic of Madagascar	577 (329,905)	3.86 (3.82, 3.9)	2600 (1222,5367)	3.94 (3.9, 3.98)	17126 (10342,25898)	3.43 (3.41, 3.45)	58681 (40491,80548)	3.03 (3, 3.07)
Republic of Malawi	438 (264,674)	3.22 (2.94, 3.51)	1724 (818,3561)	2.91 (2.59, 3.23)	11231 (6843,17053)	2.66 (2.43, 2.89)	38733 (26168,53286)	2.55 (2.34, 2.76)
Republic of Maldives	20 (11,33)	4.89 (4.38, 5.39)	87 (40,175)	5.53 (5.34, 5.72)	316 (191,482)	3.92 (3.78, 4.06)	838 (571,1146)	3.61 (3.46, 3.75)
Republic of Mali	425 (257,663)	4.13 (3.94, 4.33)	1946 (930,3959)	3.41 (3.29, 3.53)	21744 (13298,31983)	3.35 (3.23, 3.47)	36218 (24822,49811)	3.51 (3.38, 3.64)
Republic of Malta	40 (25,63)	0.59 (0.51, 0.67)	95 (44,194)	0.01 (-0.17, 0.19)	404 (251,622)	-0.06 (-0.1, -0.01)	1277 (892,1748)	-0.13 (-0.19, -0.07)
Republic of Mauritius	45 (25,72)	1.78 (1.52, 2.04)	287 (136,589)	1.77 (1.36, 2.19)	887 (546,1337)	0.44 (0.21, 0.67)	2530 (1753,3490)	0.19 (-0.06, 0.44)
Republic of Moldova	255 (154,399)	0.78 (0.67, 0.89)	902 (412,1900)	0.61 (0.31, 0.92)	2968 (1814,4503)	-0.65 (-0.79, -0.5)	12566 (8706,17213)	-0.76 (-0.94, -0.59)
Republic of Mozambique	605 (368,937)	3.19 (3.1, 3.28)	2632 (1235,5348)	2.84 (2.71, 2.97)	16834 (10327,25447)	2.67 (2.62, 2.72)	62018 (43381,84547)	2.67 (2.61, 2.72)
Republic of Namibia	134 (79,205)	3.03 (2.98, 3.08)	328 (154,663)	3.32 (3.23, 3.42)	2340 (1460,3438)	2.37 (2.27, 2.47)	4603 (3136,6267)	2.39 (2.32, 2.46)
Republic of Nauru	0 (0,1)	0.95 (0.77, 1.14)	2 (1,4)	0.82 (0.61, 1.03)	8 (5,11)	0.33 (0.21, 0.46)	22 (16,30)	0.37 (0.25, 0.48)
Republic of Nicaragua	680 (418,1009)	4.07 (3.87, 4.26)	1203 (575,2469)	4.02 (3.86, 4.19)	6022 (3745,9015)	2.53 (2.41, 2.66)	21815 (14948,29768)	2.48 (2.36, 2.59)

Republic of Niue	0 (0,0)	0.15 (-0.14, 0.43)	0 (0,1)	-0.08 (-0.31, 0.15)	1 (1,2)	-0.91 (-1.18, -0.64)	3 (2,4)	-0.96 (-1.22, -0.69)
Republic of Palau	1 (0,1)	0.74 (0.31, 1.18)	5 (2,11)	1.75 (1.3, 2.19)	12 (7,19)	-0.07 (-0.45, 0.3)	33 (23,45)	-0.21 (-0.58, 0.17)
Republic of Panama	372 (227,576)	3.29 (3.16, 3.42)	842 (398,1712)	3.45 (3.31, 3.59)	3598 (2221,5451)	1.96 (1.89, 2.03)	12697 (8733,17421)	1.91 (1.83, 1.99)
Republic of Paraguay	1108 (713,1656)	4.05 (3.9, 4.21)	1288 (590,2595)	3 (2.91, 3.09)	6245 (3804,9657)	2.44 (2.37, 2.51)	20892 (14375,28610)	2.51 (2.34, 2.69)
Republic of Peru	10914 (7088,15845)	4.08 (3.96, 4.19)	8295 (3860,17032)	3.31 (3.27, 3.34)	32714 (20194,49268)	2.06 (2.04, 2.09)	72609 (49575,99584)	2.22 (2.19, 2.24)
Republic of Poland	4449 (2768,6776)	0 (-0.14, 0.15)	8467 (3860,17713)	0.51 (0.17, 0.85)	34626 (21253,52934)	-0.17 (-0.27, -0.06)	160522 (111864,219001)	-0.39 (-0.51, -0.28)
Republic of Rwanda	350 (210,542)	3.83 (3.53, 4.13)	1371 (656,2808)	3.58 (3.33, 3.82)	8541 (5217,12730)	3.05 (2.8, 3.3)	31334 (21804,42712)	2.84 (2.59, 3.09)
Republic of San Marino	2 (2,4)	1.42 (1.22, 1.62)	8 (4,17)	2.47 (2.19, 2.75)	31 (19,48)	0.98 (0.75, 1.2)	90 (62,122)	0.66 (0.46, 0.87)
Republic of Senegal	367 (209,569)	3.42 (3.37, 3.46)	1752 (829,3547)	3.37 (3.28, 3.46)	16502 (10258,24367)	2.79 (2.71, 2.87)	26594 (18351,35489)	2.63 (2.53, 2.73)
Republic of Serbia	595 (348,921)	0.91 (0.65, 1.17)	1821 (833,3799)	0.38 (0.23, 0.53)	6697 (4127,10191)	-0.52 (-0.62, -0.43)	36524 (25631,49957)	-0.51 (-0.61, -0.41)
Republic of Seychelles	3 (2,4)	2.64 (2.38, 2.89)	23 (11,48)	3.87 (3.4, 4.34)	69 (42,104)	1.75 (1.47, 2.04)	184 (124,255)	1.46 (1.2, 1.72)
Republic of Sierra Leone	191 (111,302)	3.46 (3.18, 3.75)	875 (415,1785)	3.41 (3.23, 3.59)	9337 (5755,13781)	2.92 (2.73, 3.1)	16572 (11371,22213)	2.73 (2.56, 2.91)
Republic of Singapore	464 (273,724)	3.04 (2.84, 3.25)	2031 (934,4209)	2.73 (2.52, 2.95)	4291 (2614,6610)	1.83 (1.66, 2)	18023 (12425,24405)	1.61 (1.47, 1.74)
Republic of Slovenia	199 (123,315)	1.14 (1.02, 1.27)	460 (214,941)	0.72 (0.47, 0.97)	1431 (874,2178)	-0.35 (-0.47, -0.22)	7067 (4880,9680)	-0.36 (-0.48, -0.24)
Republic of South	7450 (4956,10782)	1.22	9722 (4438,19921)	2.63	66583 (42138,98361)	1.73	109566	1.43

Africa		(1.03, 1.42)		(2.37, 2.88)		(1.57, 1.89)	(75997,148876)	(1.29, 1.57)
Republic of South Sudan	209 (125,332)	3.06 (2.89, 3.24)	945 (451,1945)	3.29 (3.16, 3.43)	5574 (3390,8396)	2.44 (2.24, 2.64)	18622 (13059,25436)	2.18 (1.96, 2.41)
Republic of Sudan	2110 (1311,3146)	4.54 (4.37, 4.7)	5255 (2527,10968)	4.08 (3.9, 4.27)	58613 (36677,88822)	3.03 (2.99, 3.07)	129684 (88805,176261)	2.91 (2.9, 2.93)
Republic of Suriname	25 (16,37)	2.82 (2.65, 3)	127 (61,260)	3.15 (2.83, 3.47)	491 (305,736)	1.76 (1.53, 1.99)	1243 (875,1688)	1.87 (1.63, 2.12)
Republic of Tajikistan	711 (452,1102)	3.61 (3.5, 3.71)	1256 (579,2612)	4.7 (4.4, 5)	7614 (4589,11404)	2.86 (2.78, 2.94)	25488 (17954,34276)	2.78 (2.68, 2.88)
Republic of the Congo	264 (156,411)	4.59 (4.51, 4.67)	859 (395,1779)	4.48 (4.39, 4.56)	5125 (3186,7529)	3.5 (3.45, 3.54)	11659 (7968,15961)	3.35 (3.29, 3.41)
Republic of the Gambia	56 (32,84)	4.08 (4.04, 4.12)	260 (118,522)	4.22 (4.11, 4.33)	2499 (1546,3664)	3.28 (3.23, 3.33)	4234 (2945,5814)	3.12 (3.04, 3.2)
Republic of the Marshall Islands	2 (1,3)	2.53 (2.41, 2.66)	12 (6,25)	2.93 (2.66, 3.2)	41 (26,61)	1.63 (1.47, 1.8)	110 (76,151)	1.44 (1.27, 1.61)
Republic of the Niger	374 (221,581)	4.05 (3.99, 4.12)	1718 (821,3474)	3.75 (3.65, 3.84)	20800 (12755,30790)	3.52 (3.49, 3.54)	38699 (26554,52323)	3.67 (3.63, 3.71)
Republic of the Philippines	3681 (2305,5577)	2.28 (2.14, 2.43)	15466 (7249,31257)	3.32 (3.15, 3.5)	85997 (53347,131074)	2.35 (2.26, 2.44)	241272 (167057,334070)	2.01 (1.95, 2.08)
Republic of the Union of Myanmar	1560 (923,2414)	2.74 (2.64, 2.83)	9896 (4646,20202)	3.19 (3, 3.38)	39701 (24841,59862)	1.58 (1.43, 1.73)	98386 (68931,134600)	1.41 (1.28, 1.55)
Republic of Trinidad and Tobago	153 (97,235)	1.99 (1.76, 2.22)	326 (153,671)	1.63 (1.3, 1.97)	1188 (729,1799)	0.51 (0.34, 0.69)	3038 (2128,4179)	0.52 (0.34, 0.7)
Republic of Tunisia	836 (503,1255)	3.25 (3.16, 3.35)	2502 (1175,5089)	3.58 (3.31, 3.85)	19275 (12103,29583)	2 (1.8, 2.2)	39994 (27804,54047)	1.66 (1.47, 1.85)
Republic of Turkey	10245 (6432,14809)	3.29 (3.23, 3.35)	17896 (8428,36119)	3.46 (3.38, 3.55)	133352 (83451,206631)	1.88 (1.77, 1.98)	259609 (180703,351232)	1.71 (1.62, 1.79)
Republic of Uganda	853 (501,1349)	4.18 (4.07, 4.28)	3468 (1577,7205)	3.95 (3.86, 4.03)	23313 (14569,35616)	3.44 (3.42, 3.46)	83139 (57745,112330)	3.23 (3.2, 3.26)

Republic of Uzbekistan	5844 (3785,8518)	3.56 (3.41, 3.71)	6252 (2848,12887)	4.33 (3.9, 4.75)	27827 (17238,42068)	2.36 (2.17, 2.55)	100490 (69953,136857)	2.43 (2.23, 2.63)
Republic of Vanuatu	8 (5,13)	3.59 (3.54, 3.63)	49 (23,99)	3.72 (3.61, 3.83)	207 (129,307)	2.85 (2.79, 2.91)	652 (457,903)	2.82 (2.73, 2.91)
Republic of Yemen	1174 (705,1793)	4.82 (4.71, 4.92)	3498 (1664,7066)	4.81 (4.72, 4.9)	42804 (26902,63797)	3.91 (3.88, 3.94)	93997 (65838,127931)	3.62 (3.6, 3.65)
Republic of Zambia	462 (267,727)	4.15 (3.87, 4.44)	1832 (889,3640)	3.68 (3.34, 4.03)	11245 (6777,17034)	3.51 (3.33, 3.7)	35685 (25115,47737)	3.67 (3.51, 3.83)
Republic of Zimbabwe	571 (352,847)	1.56 (1.33, 1.8)	1620 (743,3241)	1.95 (1.68, 2.22)	13893 (8581,20406)	1.71 (1.61, 1.82)	29580 (20221,40623)	1.95 (1.85, 2.05)
Romania	1090 (663,1645)	0.71 (0.61, 0.8)	3990 (1809,8263)	0.45 (0.22, 0.67)	13728 (8395,20713)	-0.83 (-0.98, -0.68)	75443 (51674,103114)	-1.08 (-1.22, -0.93)
Russian Federation	16847 (10843,24215)	0.65 (0.44, 0.87)	36993 (16802,77371)	0.54 (0.16, 0.92)	131226 (80656,201791)	-0.24 (-0.42, -0.05)	501239 (349494,680331)	-0.26 (-0.43, -0.09)
Saint Kitts and Nevis	5 (3,8)	3.46 (3.07, 3.85)	15 (7,31)	4.02 (3.49, 4.55)	54 (34,83)	1.9 (1.71, 2.1)	135 (91,183)	1.9 (1.69, 2.1)
Saint Lucia	14 (9,22)	3.03 (2.67, 3.39)	44 (20,88)	3.75 (3.43, 4.07)	160 (98,243)	1.44 (1.26, 1.61)	409 (285,556)	1.39 (1.2, 1.57)
Saint Vincent and the Grenadines	6 (3,9)	1.88 (1.74, 2.02)	24 (11,49)	2.72 (2.44, 3)	95 (58,143)	0.52 (0.42, 0.62)	238 (163,325)	0.59 (0.48, 0.7)
Slovak Republic	367 (223,558)	1.17 (1.08, 1.26)	1359 (608,2815)	0.68 (0.45, 0.91)	4285 (2616,6454)	-0.02 (-0.13, 0.09)	23674 (16085,32236)	-0.13 (-0.23, -0.03)
Socialist Republic of Viet Nam	4515 (2670,7083)	3.23 (3.07, 3.39)	17732 (8325,36306)	3.9 (3.51, 4.29)	72568 (44576,109492)	2.07 (1.84, 2.3)	213733 (144221,293189)	2.1 (1.88, 2.32)
Solomon Islands	21 (12,32)	4.06 (3.94, 4.18)	119 (56,243)	4.37 (4.33, 4.4)	456 (280,686)	3.15 (3.08, 3.22)	1376 (941,1868)	3.32 (3.25, 3.4)
State of Eritrea	132 (78,215)	3.49 (3.36, 3.63)	682 (324,1399)	3.58 (3.42, 3.74)	4077 (2486,6135)	3.04 (2.91, 3.18)	12346 (8458,16945)	3.07 (2.93, 3.22)
State of Israel	807 (506,1231)	2.85	1873 (871,3824)	2.18	8911 (5521,13654)	1.95	27874	1.79

		(2.79, 2.91)		(1.92, 2.45)		(1.87, 2.04)	(19525,37740)	(1.68, 1.9)
State of Kuwait	1313 (853,1903)	7.04 (6.42, 7.66)	1374 (653,2804)	7.46 (6.99, 7.93)	9702 (5906,14832)	5.72 (5.25, 6.2)	18817 (12996,25249)	5.33 (4.87, 5.8)
State of Libya	538 (339,810)	4.78 (4.53, 5.03)	1608 (741,3276)	5.58 (5.43, 5.73)	12082 (7517,18570)	3.7 (3.52, 3.89)	23958 (16509,32830)	2.99 (2.8, 3.19)
State of Qatar	274 (167,421)	9.45 (8.99, 9.92)	442 (205,917)	7.96 (7.76, 8.15)	3497 (2141,5314)	7.35 (7.02, 7.68)	7031 (4856,9648)	7.29 (6.94, 7.64)
Sultanate of Oman	291 (179,442)	6.15 (5.95, 6.34)	703 (327,1446)	5 (4.68, 5.33)	6027 (3746,9186)	4.09 (3.95, 4.23)	11918 (8251,16205)	3.69 (3.63, 3.75)
Swiss Confederation	872 (544,1319)	1.16 (1.08, 1.24)	1879 (863,3804)	1.07 (0.92, 1.22)	8349 (5126,12902)	0.56 (0.5, 0.62)	26274 (18398,35318)	0.35 (0.17, 0.54)
Syrian Arab Republic	972 (602,1480)	3.17 (2.56, 3.79)	2899 (1368,5929)	4.05 (3.66, 4.44)	22173 (13998,34072)	2.02 (1.42, 2.61)	46128 (31509,62876)	1.45 (0.8, 2.09)
Taiwan (Province of China)	1282 (863,1804)	1.09 (0.85, 1.33)	8726 (4015,17839)	2.17 (1.76, 2.58)	19276 (13085,26207)	0.37 (0.09, 0.66)	54851 (39724,71981)	0.44 (0.23, 0.64)
Togolese Republic	204 (117,316)	4.09 (4.01, 4.17)	1064 (501,2249)	4.25 (4.2, 4.3)	9598 (5876,14266)	3.36 (3.32, 3.4)	16725 (11483,22921)	3.05 (2.96, 3.15)
Tokelau	0 (0,0)	0.78 (0.44, 1.13)	0 (0,1)	0.68 (0.35, 1)	1 (1,1)	-0.42 (-0.74, -0.1)	3 (2,4)	-0.44 (-0.76, -0.13)
Turkmenistan	226 (140,342)	2.68 (2.63, 2.74)	871 (401,1825)	3.57 (3.13, 4)	3853 (2352,5840)	1.35 (1.18, 1.53)	13496 (9282,18260)	1.37 (1.17, 1.57)
Tuvalu	0 (0,1)	1.38 (1.31, 1.46)	2 (1,5)	0.83 (0.66, 0.99)	8 (5,12)	0.4 (0.34, 0.46)	22 (16,31)	0.48 (0.42, 0.55)
Ukraine	2134 (1333,3292)	0.43 (0.31, 0.55)	10458 (4686,21492)	0.35 (0.07, 0.62)	39454 (23995,60616)	-0.57 (-0.7, -0.43)	177661 (123710,240460)	-0.7 (-0.86, -0.53)
Union of the Comoros	21 (12,32)	3.03 (2.96, 3.1)	99 (48,201)	3.41 (3.33, 3.49)	501 (303,754)	2.42 (2.39, 2.46)	1625 (1130,2163)	2.24 (2.2, 2.29)
United Arab Emirates	824 (513,1229)	8.86 (8.41, 9.3)	1890 (885,3963)	8.95 (8.71, 9.19)	12290 (7548,19043)	7.21 (6.82, 7.6)	21588 (14828,29580)	6.77 (6.34, 7.21)

United Kingdom of Great Britain and Northern Ireland	9899 (6462,14592)	0.72 (0.65, 0.79)	14198 (6557,28598)	0.93 (0.73, 1.13)	76013 (46467,113566)	0.42 (0.36, 0.48)	194426 (136945,263092)	0.22 (0.17, 0.26)
United Mexican States	28673 (18657,42268)	2.93 (2.65, 3.21)	28152 (13061,56551)	3.63 (3.48, 3.78)	137289 (85090,207662)	1.75 (1.64, 1.85)	421849 (292836,571557)	1.75 (1.68, 1.83)
United Republic of Tanzania	1400 (837,2142)	3.85 (3.77, 3.93)	6118 (2806,12281)	3.59 (3.51, 3.67)	35003 (21229,52058)	3.22 (3.21, 3.23)	119748 (81999,163464)	3.05 (3.04, 3.07)
United States of America	32335 (21916,45622)	1.33 (1.15, 1.5)	82052 (38220,167651)	1.05 (0.86, 1.24)	266054 (163678,401376)	0.13 (-0.03, 0.29)	1103039 (792699,1447228)	0.2 (0.14, 0.25)
United States Virgin Islands	5 (3,7)	-0.43 (-0.73, -0.12)	20 (9,39)	-0.75 (-1.09, -0.4)	61 (38,93)	-1.4 (-1.68, -1.13)	155 (106,214)	-1.38 (-1.67, -1.1)

The values in parentheses in the 2021 column represent the 95% uncertainty intervals, while the values in parentheses in the EAPC column represent the 95% confidence intervals. EAPC, estimated annual percentage changes.

Table S4. In 2021, age-standardized years lived with disability rate for women of reproductive age in 204 countries or territories, caused by rheumatoid arthritis, osteoarthritis, neck pain, and low back pain, along with estimated annual percentage changes from 1990 to 2021

Location	Age-standardized years lived with disability rate							
	Rheumatoid arthritis		Osteoarthritis		Neck pain		Low back pain	
	2021	EAPC (%)	2021	EAPC (%)	2021	EAPC (%)	2021	EAPC (%)
American Samoa	16.29 (7.35,29.03)	0.63 (0.54, 0.72)	96.13 (44.17,199.54)	0.25 (0.19, 0.31)	282.05 (139.31,500.3)	-0.02 (-0.02, -0.02)	805.77 (481.03,1231.57)	-0.04 (-0.05, -0.03)
Antigua and Barbuda	25.55 (12.73,43.86)	1.04 (0.98, 1.09)	80.62 (36.58,165.96)	0.27 (0.26, 0.29)	335.18 (168.37,597.26)	0 (-0.01, 0)	828.58 (499.71,1247.05)	0.03 (0.02, 0.05)
Arab Republic of Egypt	29.94 (15.29,49.57)	1.51 (1.44, 1.59)	67.43 (30.62,139.05)	0.51 (0.47, 0.55)	578.45 (295.36,995.56)	0.01 (0, 0.01)	1225.84 (748.02,1854.46)	0.12 (0.08, 0.17)
Argentine Republic	43.33 (23.37,71.66)	1.31 (1.2, 1.41)	83.01 (38.07,171.49)	0.32 (0.29, 0.35)	277.98 (139.05,489.67)	0 (-0.01, 0)	1536.75 (942.14,2331.81)	-0.05 (-0.11, 0.01)
Australia	42.8 (22.26,71.36)	0.91 (0.81, 1.02)	86.78 (40.6,177.25)	0.38 (0.35, 0.4)	173.16 (85.12,311.06)	-0.02 (-0.05, 0.01)	1870.08 (1161.59,2809.51)	-0.22 (-0.27, -0.16)
Barbados	38.48 (19.61,64.57)	0.88 (0.78, 0.98)	82.6 (38.36,169.63)	0.31 (0.28, 0.33)	335.07 (165.58,599.52)	0 (-0.01, 0)	836.25 (506.3,1277.27)	0 (-0.01, 0.01)
Belize	32.75 (16.56,54.82)	1.13 (1.05, 1.21)	80.13 (36.51,166.97)	0.48 (0.42, 0.54)	335.19 (167.93,596.4)	0 (-0.01, 0)	858.71 (521,1309.61)	0.03 (0.02, 0.04)
Bermuda	32.63 (16.31,56.32)	1.07 (1.01, 1.14)	86.26 (39.62,182.82)	0.2 (0.18, 0.21)	336.96 (167.83,603.07)	0 (0, 0)	857.43 (519.72,1317.87)	-0.02 (-0.03, -0.02)
Bolivarian Republic of Venezuela	54.35 (29.91,88.63)	1.17 (1.03, 1.31)	78.57 (35.64,160.28)	0.26 (0.22, 0.3)	336.16 (166.58,595.06)	0 (-0.01, 0)	1076.96 (649.75,1659.71)	-0.23 (-0.25, -0.21)
Bosnia and Herzegovina	37.94 (20.07,62.67)	1.4 (1.31, 1.48)	67.68 (30.64,140.63)	0.81 (0.72, 0.91)	308.16 (154.06,550.98)	0 (0, 0.01)	1579.22 (971.56,2382.2)	0.23 (0.17, 0.29)
Brunei Darussalam	34.76 (17.84,58.45)	0.72 (0.6, 0.84)	100.84 (45.84,209)	0.22 (0.2, 0.24)	265.33 (131.96,474.04)	0 (0, 0)	1309.55 (807.02,1987.11)	-0.25 (-0.28, -0.22)
Burkina Faso	10.01 (4.67,17.7)	0.84 (0.77, 0.9)	53.19 (24.26,111.07)	0.35 (0.34, 0.37)	478.26 (240.9,822.11)	0.03 (0.03, 0.04)	851.73 (514.97,1306.6)	-0.02 (-0.06, 0.02)
Canada	43.92 (26.34,67.2)	0.97 (0.86, 1.07)	67.8 (31.38,138.4)	0.31 (0.28, 0.35)	306.33 (154.78,535.3)	-0.01 (-0.01, 0)	1255.74 (771.92,1902.24)	-0.19 (-0.25, -0.14)

Central African Republic	12.7 (6.28,21.75)	0.25 (0.22, 0.28)	53.3 (24.82,109)	0.04 (0.02, 0.05)	374.94 (190.71,649.58)	0.02 (0.02, 0.03)	892.75 (540.57,1338.26)	-0.04 (-0.05, -0.03)
Commonwealth of Dominica	25.07 (12.42,42.75)	0.82 (0.73, 0.91)	77.31 (35.71,158.31)	0.44 (0.41, 0.47)	335.1 (165.86,602.44)	0 (0, 0)	849.38 (517.98,1285.39)	-0.06 (-0.08, -0.05)
Commonwealth of the Bahamas	28.89 (14.56,49.19)	0.86 (0.74, 0.98)	82.56 (37.15,170.62)	0.23 (0.21, 0.26)	335.05 (165.26,598.18)	0 (0, 0)	826.04 (492.77,1253.31)	-0.01 (-0.02, 0)
Cook Islands	13.43 (6.16,24.07)	1.12 (1.08, 1.16)	97.67 (45.45,201.35)	0.47 (0.42, 0.52)	283.35 (140.66,499.81)	0 (-0.01, 0)	820.39 (489.39,1255.97)	0.06 (0.05, 0.08)
Czech Republic	35.36 (18.27,58.5)	0.95 (0.92, 0.98)	76.04 (34.96,159.53)	0.32 (0.3, 0.34)	308.12 (154.3,547.52)	0.01 (0, 0.01)	1744.54 (1072.76,2640.66)	-0.04 (-0.05, -0.04)
Democratic People's Republic of Korea	28.28 (14.64,48.07)	0.87 (0.84, 0.91)	88.18 (40.14,180.26)	0.28 (0.26, 0.29)	281 (138.43,492.53)	0.01 (0.01, 0.01)	794.64 (474.66,1239.86)	-0.15 (-0.16, -0.13)
Democratic Republic of Sao Tome and Principe	12.56 (5.61,21.96)	0.94 (0.82, 1.07)	71.22 (32.8,147.76)	0.73 (0.69, 0.77)	479.58 (242.55,827.8)	0.01 (0, 0.01)	732.46 (441.84,1118.31)	-0.06 (-0.07, -0.04)
Democratic Republic of the Congo	12.73 (5.96,21.89)	0.41 (0.32, 0.51)	56.3 (25.67,116.19)	-0.04 (-0.14, 0.06)	375.96 (188.8,653.37)	0.05 (0.04, 0.05)	895.49 (539.07,1361.13)	-0.07 (-0.1, -0.04)
Democratic Republic of Timor-Leste	8.76 (3.91,15.51)	0.8 (0.76, 0.84)	62.06 (28.48,126.28)	0.64 (0.61, 0.67)	263.56 (130.86,463.53)	0.03 (0.02, 0.04)	716.9 (427.38,1097.75)	-0.16 (-0.19, -0.13)
Democratic Socialist Republic of Sri Lanka	8.35 (3.91,14.88)	0.92 (0.82, 1.01)	67.7 (30.84,140.15)	0.51 (0.49, 0.53)	262.92 (130.6,461.51)	0.02 (0.02, 0.03)	732.37 (434.9,1126.99)	-0.03 (-0.04, -0.02)
Dominican Republic	16.91 (7.87,29.34)	0.96 (0.89, 1.04)	78.75 (36.12,166.29)	0.45 (0.44, 0.47)	334.3 (167.95,595.28)	0 (-0.01, 0)	860.18 (522.91,1313.21)	0.12 (0.1, 0.14)
Eastern Republic of Uruguay	37.66 (19.77,61.76)	1.14 (1.1, 1.18)	82.07 (38.24,170.39)	0.31 (0.3, 0.33)	278.36 (139.85,494.5)	-0.01 (-0.01, 0)	1559.34 (954.11,2368.7)	0.21 (0.13, 0.29)
Federal Democratic	9.77	0.13	60.01	0.84	310.43	-0.05	886.1	-0.25

Republic of Ethiopia	(5.48,15.81)	(0.06, 0.2)	(27.86,124.2)	(0.8, 0.87)	(157.25,548.96)	(-0.23, 0.13)	(540.84,1328.16)	(-0.29, -0.2)
Federal Democratic Republic of Nepal	29.39 (14.43,50.35)	1.53 (1.41, 1.65)	73.76 (34.69,151.28)	0.56 (0.54, 0.58)	166.45 (82.05,299.86)	0.02 (0.02, 0.03)	1420.23 (870.06,2144.44)	-0.36 (-0.48, -0.24)
Federal Republic of Germany	38.6 (19.82,65.06)	0.63 (0.57, 0.68)	75.88 (35.3,156.63)	0.21 (0.19, 0.23)	387.28 (199.36,660.64)	-0.01 (-0.02, -0.01)	1392.01 (861.61,2101.68)	-0.07 (-0.1, -0.05)
Federal Republic of Nigeria	10.72 (6.48,16.52)	0.7 (0.59, 0.81)	58.58 (27.19,119.63)	0.39 (0.31, 0.47)	542.36 (276.98,959.18)	0.07 (0.06, 0.08)	855.33 (522.17,1284.22)	-0.12 (-0.18, -0.06)
Federal Republic of Somalia	9.13 (4.28,15.95)	0.11 (0.08, 0.14)	49.55 (22.94,101.37)	0.1 (0.08, 0.11)	268.46 (132.75,478.46)	0.03 (0.02, 0.04)	899.97 (548.51,1368.44)	0.01 (-0.01, 0.02)
Federated States of Micronesia	14.75 (6.83,26.68)	1.03 (0.97, 1.09)	87.69 (39.89,179.44)	0.44 (0.39, 0.5)	282.69 (142.36,498.32)	-0.01 (-0.01, 0)	822.52 (496.02,1245.7)	0.04 (0.03, 0.06)
Federative Republic of Brazil	36.06 (22.28,54.23)	0.24 (0.16, 0.32)	72.36 (33.84,148.12)	0.52 (0.51, 0.53)	381.13 (191.46,666.92)	-0.21 (-0.34, -0.08)	1318.71 (811.34,1978.41)	0 (-0.01, 0.02)
French Republic	28.61 (14.44,48.86)	0.88 (0.81, 0.95)	74.86 (34.87,152.16)	0.22 (0.2, 0.25)	298.02 (152.3,513.64)	-0.13 (-0.42, 0.16)	1240.76 (759.69,1882.08)	-0.06 (-0.08, -0.04)
Gabonese Republic	20.73 (10.02,35.97)	1.19 (1.16, 1.22)	69.44 (31.87,141.62)	0.55 (0.53, 0.57)	374.79 (187.53,656.26)	0.01 (0, 0.01)	832.18 (503.47,1267.41)	-0.01 (-0.01, 0)
Georgia	18.8 (9.01,33.19)	0.55 (0.47, 0.63)	64.79 (29.07,137.08)	0.28 (0.22, 0.34)	308.83 (154.7,551.4)	0 (-0.01, 0)	1022.33 (627.31,1554.23)	-0.1 (-0.17, -0.04)
Grand Duchy of Luxembourg	37.89 (19.7,63.03)	0.61 (0.57, 0.66)	76.25 (34.95,159.15)	0.24 (0.22, 0.25)	388.17 (198.68,657.05)	0 (0, 0.01)	1239.88 (765.95,1868.23)	-0.06 (-0.08, -0.05)
Greenland	26.47 (13.16,45.23)	1.18 (1.11, 1.24)	69.6 (31.78,144.79)	0.42 (0.38, 0.45)	303.64 (151.35,532.85)	0.01 (0.01, 0.02)	1216.85 (737.37,1853.29)	-0.1 (-0.15, -0.05)
Grenada	21.83 (10.28,37.45)	1.28 (1.17, 1.38)	77.32 (35.82,160.91)	0.45 (0.41, 0.49)	334.37 (167.45,596.73)	0 (0, 0)	842.78 (507.14,1285.53)	0.03 (0.02, 0.04)
Guam	14.9 (6.71,26.51)	1.06 (0.98, 1.14)	95.31 (43.47,194.35)	0.43 (0.4, 0.45)	285.06 (141.76,504.06)	0 (0, 0)	789.93 (482.56,1203.7)	-0.03 (-0.05, -0.02)
Hashemite	30.55	1.75	73.98	0.57	575.41	0	1197.42	-0.01

Kingdom of Jordan	(15.74,50.08)	(1.62, 1.87)	(33.78,151.96)	(0.54, 0.6)	(294.47,985.21)	(-0.01, 0)	(725.85,1822.38)	(-0.02, -0.01)
Hellenic Republic	40.02 (21.89,66.77)	0.53 (0.49, 0.56)	72.46 (34.05,149.23)	0.7 (0.55, 0.86)	477.26 (248.62,811.39)	0.16 (-0.19, 0.52)	1132.5 (686.39,1699.63)	-0.06 (-0.08, -0.04)
Hungary	32.7 (16.85,55.45)	0.8 (0.73, 0.88)	76.15 (33.65,161.19)	0.31 (0.28, 0.34)	308.56 (153.01,543.02)	0.01 (0.01, 0.02)	1818.54 (1122.11,2762.76)	-0.1 (-0.12, -0.07)
Independent State of Papua New Guinea	8.68 (4.28,14.94)	0.52 (0.47, 0.57)	71 (33.07,146.98)	0.38 (0.35, 0.4)	282.45 (139.92,498.53)	0.02 (0.02, 0.03)	792.19 (478.92,1205.93)	0.07 (0.05, 0.1)
Independent State of Samoa	14.35 (6.31,25.46)	0.62 (0.57, 0.67)	89.19 (40.85,182.03)	0.43 (0.41, 0.45)	283.34 (141.17,499.53)	-0.01 (-0.01, -0.01)	817.31 (491.47,1241.44)	-0.22 (-0.25, -0.19)
Ireland	55.32 (29.46,90.71)	0.74 (0.66, 0.83)	75.33 (34.26,155.7)	0.27 (0.25, 0.29)	387.25 (196.42,656.32)	0 (-0.01, 0)	1219.64 (748.85,1840.14)	-0.05 (-0.08, -0.02)
Islamic Republic of Afghanistan	18.11 (8.9,31.53)	0.96 (0.81, 1.1)	51.6 (24.14,106.39)	0.45 (0.39, 0.52)	570.76 (291.89,979.58)	0.01 (0, 0.01)	1184.39 (718.64,1802.32)	0.06 (0.05, 0.07)
Islamic Republic of Iran	22.31 (13.37,34.6)	1.09 (1.06, 1.12)	62.21 (28.6,127.25)	0.6 (0.47, 0.74)	659.53 (339.21,1150.31)	-0.1 (-0.23, 0.02)	1350.6 (836.81,2024.03)	-0.17 (-0.19, -0.15)
Islamic Republic of Mauritania	13.27 (5.96,23.53)	1.05 (0.95, 1.14)	64.77 (29.9,136.02)	0.49 (0.47, 0.5)	478.47 (240.91,821.28)	0.01 (0.01, 0.02)	793.82 (472.97,1210.45)	-0.12 (-0.15, -0.09)
Islamic Republic of Pakistan	33.54 (19.74,52.84)	0.16 (0.05, 0.28)	71.01 (32.57,145.89)	0.62 (0.6, 0.64)	197.1 (97.96,351.11)	0 (0, 0.01)	1166.95 (693.76,1798.4)	0.42 (0.32, 0.51)
Jamaica	25.61 (12.78,43.75)	1.13 (1.03, 1.24)	77 (35.5,158.99)	0.39 (0.36, 0.42)	335.85 (166.49,597.41)	0 (0, 0)	870.4 (523.48,1322.57)	-0.01 (-0.04, 0.01)
Japan	37.52 (22.21,58.75)	0.48 (0.39, 0.56)	88.19 (40.19,183.41)	0.81 (0.48, 1.15)	304.43 (154.43,544)	0.01 (0, 0.01)	1668.62 (1031.13,2493.18)	-0.25 (-0.29, -0.22)
Kingdom of Bahrain	61.95 (32.51,102.41)	1.81 (1.72, 1.91)	76.26 (34.67,157.06)	0.35 (0.34, 0.36)	576.38 (294.75,983.71)	0 (0, 0.01)	1173.25 (714.15,1778.65)	0 (0, 0.01)
Kingdom of Belgium	39.47 (20.88,67.83)	0.59 (0.55, 0.62)	75.34 (34.14,156.74)	0.2 (0.19, 0.22)	376.44 (192.52,642.97)	-0.02 (-0.04, 0)	1204.23 (735.94,1813.21)	-0.07 (-0.09, -0.06)
Kingdom of Bhutan	34.32 (17.8,57.45)	1.48 (1.34, 1.61)	80.63 (37.58,168.72)	0.54 (0.51, 0.56)	168.02 (82.26,298.16)	0.02 (0.01, 0.02)	1251.59 (763.79,1900.12)	-0.03 (-0.04, -0.02)

Kingdom of Cambodia	9.63 (4.49,17.08)	1.07 (1.02, 1.12)	59.29 (27.49,122.06)	0.54 (0.52, 0.56)	262.53 (129.3,463.18)	0.04 (0.03, 0.04)	805.68 (487.33,1232.11)	-0.21 (-0.22, -0.2)
Kingdom of Denmark	38.54 (20.11,64.61)	1.2 (1.12, 1.28)	72.68 (33.45,151.07)	0.1 (0.06, 0.13)	462.18 (240.49,787.21)	0.14 (0.06, 0.21)	1343.02 (804.27,2085.71)	-0.63 (-0.73, -0.54)
Kingdom of Eswatini	28.16 (14.75,46.6)	0.19 (0.06, 0.32)	65.46 (30.62,135.2)	0.43 (0.38, 0.48)	371.23 (186.56,639.14)	-0.08 (-0.09, -0.07)	635.42 (384.96,966.73)	-0.17 (-0.23, -0.11)
Kingdom of Lesotho	23.9 (12.17,40.26)	0.38 (0.27, 0.49)	61.41 (28.7,125.75)	0.67 (0.64, 0.71)	370.15 (188.18,640.06)	-0.07 (-0.08, -0.07)	676.23 (407.62,1036.67)	-0.26 (-0.29, -0.24)
Kingdom of Morocco	23.52 (11.6,40.27)	1.39 (1.28, 1.49)	64.87 (29.94,134.82)	0.31 (0.25, 0.36)	573.88 (292.63,982.5)	-0.01 (-0.01, 0)	1350.48 (829.1,2028.56)	-0.04 (-0.15, 0.07)
Kingdom of Norway	42.01 (24.87,67.02)	0.28 (0.14, 0.43)	73.72 (33.73,153.09)	0.37 (0.27, 0.46)	331.33 (168.37,583.46)	-0.45 (-0.73, -0.16)	1133.78 (697.14,1707.17)	-0.22 (-0.25, -0.19)
Kingdom of Saudi Arabia	28.9 (14.64,48.96)	1.89 (1.75, 2.04)	76.56 (35.33,157.75)	0.37 (0.23, 0.51)	576.8 (295.7,991.9)	0 (0, 0.01)	1187.66 (725.6,1818.36)	0.12 (0.11, 0.13)
Kingdom of Spain	30.79 (17.04,48.99)	0.33 (0.27, 0.38)	77.94 (35.68,159.24)	0.43 (0.37, 0.48)	319.97 (164.72,554.62)	-2.17 (-3.16, -1.17)	981.02 (593.79,1487.95)	0.15 (0.02, 0.27)
Kingdom of Sweden	39.7 (22.69,63.42)	-0.46 (-0.54, -0.37)	59.66 (27.19,123.61)	0.56 (0.38, 0.74)	414.05 (214.87,704.81)	0.03 (-0.11, 0.17)	866.82 (511.43,1352.57)	0.92 (0.68, 1.17)
Kingdom of Thailand	13 (6.04,23.14)	1.35 (1.28, 1.42)	72.66 (33.73,148.26)	0.74 (0.74, 0.75)	263.87 (129.16,465.66)	0.01 (0.01, 0.02)	677.44 (409.81,1029.47)	0.33 (0.23, 0.43)
Kingdom of the Netherlands	43.97 (23.19,73.22)	0.57 (0.48, 0.67)	76.44 (35.73,155.77)	0.06 (0, 0.12)	344.87 (175.66,586.68)	-0.08 (-0.12, -0.05)	1041.76 (640.51,1568.49)	-0.15 (-0.17, -0.14)
Kingdom of Tonga	13.44 (5.91,24.49)	0.73 (0.68, 0.78)	87.29 (40.9,180.81)	0.37 (0.31, 0.43)	283.87 (140.52,501.34)	-0.01 (-0.01, 0)	815.59 (492.07,1245.84)	-0.12 (-0.14, -0.1)
Kyrgyz Republic	60.89 (34.52,98.18)	1.16 (1.08, 1.24)	68.27 (31.16,142.55)	0.58 (0.49, 0.66)	308.06 (151.66,545.45)	0.01 (0, 0.01)	1114.38 (687.25,1685.31)	-0.12 (-0.14, -0.11)
Lao People's Democratic Republic	10.13 (4.85,17.74)	1 (0.94, 1.06)	61.58 (28.59,128.13)	0.55 (0.52, 0.57)	263.52 (131.13,469.76)	0.02 (0.02, 0.03)	755.33 (460.92,1159.37)	-0.06 (-0.11, -0.02)

Lebanese Republic	43.38 (23.4,70.45)	1.36 (1.22, 1.5)	70.66 (32.59,145.13)	0.68 (0.65, 0.71)	573.93 (296.58,981.86)	0 (-0.01, 0)	1159.55 (703.93,1752.51)	0.08 (0.05, 0.1)
Malaysia	7.25 (3.42,12.65)	0.83 (0.77, 0.9)	75.71 (35.51,157.56)	0.55 (0.52, 0.57)	262.74 (128.46,459.6)	0.1 (0.04, 0.16)	743.22 (442.92,1154.2)	-0.13 (-0.18, -0.08)
Mongolia	25.6 (13.09,43.3)	1.54 (1.41, 1.67)	73.65 (33.4,156.14)	0.95 (0.89, 1)	307.54 (151.84,546.21)	0.01 (0.01, 0.02)	1092.48 (669.63,1644.69)	-0.15 (-0.16, -0.14)
Montenegro	23.67 (11.64,39.79)	0.82 (0.67, 0.98)	73.8 (33.6,156.03)	0.37 (0.35, 0.4)	308.31 (151.95,547.31)	0 (-0.01, 0)	1646.73 (1005.47,2470.44)	0.08 (0.06, 0.1)
New Zealand	47.59 (26.2,77.33)	0.45 (0.34, 0.55)	78.74 (36.57,162.82)	0.39 (0.36, 0.41)	109.35 (50.9,207.02)	-0.29 (-0.97, 0.39)	2004.9 (1243.43,2984.95)	-0.09 (-0.12, -0.06)
North Macedonia	22.15 (10.6,38.21)	1.15 (1.06, 1.25)	69.14 (30.94,143.38)	0.53 (0.5, 0.55)	307.65 (152.52,547.09)	0.01 (0, 0.01)	1501.98 (914.3,2256.52)	0.02 (0.01, 0.04)
Northern Mariana Islands	15.52 (7.12,27.49)	0.3 (0.21, 0.38)	93.66 (43.01,189.03)	0.23 (0.18, 0.28)	284.65 (142.06,505.14)	0 (0, 0)	805.27 (480.24,1239.07)	-0.08 (-0.09, -0.07)
Palestine	26.51 (12.93,45.51)	1.07 (0.96, 1.17)	67.6 (30.95,139.9)	0.58 (0.54, 0.61)	575.9 (294.9,992.45)	0 (0, 0)	1170.03 (714.34,1784.45)	-0.07 (-0.09, -0.06)
People's Democratic Republic of Algeria	20.06 (10.01,34.33)	1.55 (1.45, 1.65)	70.48 (32.75,144.32)	0.77 (0.75, 0.79)	577.63 (295.97,981.69)	0 (0, 0)	1173.65 (704.04,1788.38)	-0.05 (-0.07, -0.04)
People's Republic of Bangladesh	29.12 (14.64,49.32)	1.46 (1.31, 1.61)	77.57 (35.64,158.44)	0.48 (0.45, 0.51)	166.54 (82.65,296.5)	0.01 (0.01, 0.02)	1267.6 (772.45,1925.56)	-0.3 (-0.37, -0.22)
People's Republic of China	37.34 (22.91,56.74)	0.55 (0.49, 0.61)	90.64 (42.78,183.59)	0.75 (0.59, 0.91)	295.04 (149.02,520.02)	-0.15 (-0.19, -0.1)	599.79 (362.05,909)	-0.61 (-0.8, -0.42)
Plurinational State of Bolivia	50.75 (28.01,82.92)	1.5 (1.45, 1.54)	80.24 (36.77,168.64)	0.49 (0.46, 0.51)	333.9 (167.25,595.73)	0.01 (0, 0.01)	790.89 (472.93,1212.55)	0.02 (-0.02, 0.06)
Portuguese Republic	48.16 (25.37,78.53)	1.33 (1.2, 1.45)	74.3 (33.7,154.23)	0.62 (0.42, 0.83)	387.41 (197.99,657.02)	0.01 (0, 0.01)	1276.76 (784.35,1916.8)	-0.1 (-0.11, -0.08)
Principality of Andorra	31.71 (16.42,53.47)	0.49 (0.45, 0.53)	76.34 (35.55,156.93)	0.22 (0.19, 0.25)	387.88 (200.06,658.07)	-0.01 (-0.01, -0.01)	1163 (705.76,1790.29)	-0.1 (-0.11, -0.09)
Principality of	31.52	0.44	77.54	0.17	387.55	-0.01	1156.49	-0.1

Monaco	(16.2,54.48)	(0.34, 0.53)	(35.85,158.42)	(0.15, 0.19)	(201.67,662.15)	(-0.01, -0.01)	(697.99,1740.49)	(-0.11, -0.09)
Puerto Rico	41.16 (21.29,69.39)	1.51 (1.42, 1.6)	87.66 (40.01,184.94)	0.33 (0.31, 0.35)	336.28 (164.18,597.58)	0 (0, 0)	832.45 (495.35,1277.03)	-0.01 (-0.02, 0)
Republic of Albania	25.21 (12.48,42.53)	1.57 (1.51, 1.62)	58.96 (26.93,122.96)	0.71 (0.67, 0.75)	308.3 (154.03,553.19)	0.01 (0.01, 0.02)	1707.06 (1058.23,2569.67)	0.03 (0.03, 0.04)
Republic of Angola	14.12 (6.54,24.91)	0.77 (0.71, 0.83)	71.26 (31.97,146.41)	0.21 (0.2, 0.22)	376.67 (188.41,652.91)	0.02 (0.01, 0.02)	882.7 (544.84,1348.29)	-0.21 (-0.24, -0.17)
Republic of Armenia	22.25 (11.19,37.94)	1.45 (1.39, 1.51)	68.51 (30.99,139.77)	0.84 (0.78, 0.89)	308.19 (152.95,549.46)	0.01 (0, 0.01)	1202.04 (735.24,1823.46)	0.03 (0.01, 0.05)
Republic of Austria	42.49 (21.68,72.37)	0.49 (0.4, 0.59)	74.86 (34.36,154.04)	0.26 (0.24, 0.27)	487.72 (253.42,831.99)	-0.11 (-0.28, 0.05)	991.96 (608.91,1491.68)	-0.02 (-0.1, 0.06)
Republic of Azerbaijan	16.53 (7.86,29.47)	1.07 (0.78, 1.36)	70.53 (32.37,145.57)	0.51 (0.41, 0.61)	308.16 (151.36,542.26)	0.01 (0.01, 0.02)	1125.24 (686.03,1697.33)	0.11 (0.09, 0.13)
Republic of Belarus	22.26 (10.78,38.59)	1.38 (1.25, 1.52)	86.29 (38.97,178.91)	0.61 (0.58, 0.64)	307.43 (153.11,545.55)	0.01 (0, 0.01)	1294.15 (793.41,1954.48)	-0.02 (-0.03, -0.01)
Republic of Benin	10.95 (5.07,19.29)	0.88 (0.82, 0.95)	63.57 (29.58,132.18)	0.62 (0.6, 0.64)	475.12 (240.47,815.25)	0.02 (0.02, 0.02)	834.06 (497.62,1271.94)	-0.11 (-0.15, -0.08)
Republic of Botswana	25.88 (13.21,43.04)	1.03 (0.9, 1.16)	67.79 (31.39,138.52)	0.57 (0.54, 0.61)	373.99 (189.46,647.94)	-0.03 (-0.04, -0.02)	706.65 (423.31,1073.54)	-0.03 (-0.04, -0.02)
Republic of Bulgaria	22.24 (10.67,38.4)	0.66 (0.51, 0.82)	74.23 (33.1,157.23)	0.42 (0.4, 0.44)	307.82 (152.62,539.56)	0.01 (0, 0.01)	1582.27 (971.92,2390.04)	-0.04 (-0.06, -0.03)
Republic of Burundi	9.16 (4.3,16.3)	0.33 (0.29, 0.38)	50.12 (23.05,104.15)	0.11 (0.1, 0.13)	269.72 (135.38,485.85)	0.02 (0.01, 0.03)	903.99 (540.77,1372.44)	-0.14 (-0.15, -0.14)
Republic of Cabo Verde	12.59 (5.92,22.62)	1.21 (1.1, 1.32)	65.15 (30.13,134.23)	0.72 (0.7, 0.74)	478.83 (242.84,820.19)	0.01 (0, 0.01)	772.94 (466.11,1182.2)	-0.17 (-0.21, -0.13)
Republic of Cameroon	12.4 (5.8,21.76)	0.65 (0.51, 0.79)	63.78 (30.12,134.06)	0.42 (0.39, 0.45)	476.07 (241.84,817.57)	0.02 (0.02, 0.03)	866.88 (524.59,1312.24)	-0.16 (-0.19, -0.12)
Republic of Chad	8.56 (4.21,14.68)	0.54 (0.43, 0.64)	51.83 (24.31,106.23)	0.23 (0.22, 0.24)	475.42 (239.06,827.09)	0.01 (0.01, 0.01)	929.9 (563.56,1425.12)	-0.24 (-0.36, -0.13)

Republic of Chile	60.03 (31.66,98.18)	1.7 (1.6, 1.81)	82.6 (39.09,172.04)	0.41 (0.38, 0.44)	277.26 (137.77,488.79)	0.01 (0, 0.01)	1560.74 (961.67,2339.13)	-0.05 (-0.11, 0.01)
Republic of Colombia	43.82 (23.23,71.64)	1.33 (1.19, 1.48)	77.98 (36.25,160.09)	0.5 (0.48, 0.51)	336.55 (167.83,598.71)	0.01 (0, 0.01)	1323.91 (808.26,1971.41)	0.04 (0.03, 0.06)
Republic of Costa Rica	55.48 (29.35,91.66)	1.34 (1.26, 1.41)	78.69 (35.18,163.09)	0.44 (0.42, 0.47)	335.22 (166.16,587.96)	0 (-0.01, 0)	1182.41 (724.41,1779.48)	-0.17 (-0.18, -0.16)
Republic of Croatia	37.79 (19.35,63.85)	1.26 (1.23, 1.29)	72.2 (32.93,150.61)	0.45 (0.43, 0.47)	308.25 (151.71,543.68)	0.01 (0.01, 0.02)	1553.39 (945.66,2333.76)	-0.17 (-0.21, -0.13)
Republic of Cuba	42.47 (22.78,71.54)	1.19 (1.11, 1.26)	77.32 (35.66,159.77)	0.42 (0.4, 0.44)	336.41 (167.44,602.11)	0.02 (0.01, 0.02)	781.97 (490.38,1137.68)	-0.08 (-0.14, -0.01)
Republic of Cyprus	45.08 (24.07,73.68)	0.79 (0.65, 0.93)	73.73 (34.22,150.52)	0.37 (0.34, 0.41)	389.48 (200.83,666.23)	0 (0, 0.01)	1169.91 (718.44,1776.67)	-0.06 (-0.08, -0.04)
Republic of Côte d'Ivoire	11.07 (5.03,19.2)	0.76 (0.64, 0.88)	61.16 (28.76,125.39)	0.4 (0.38, 0.43)	475.97 (239.03,814.97)	0.04 (0.03, 0.04)	871.94 (523.61,1337.09)	-0.04 (-0.08, 0)
Republic of Djibouti	10.42 (4.69,18.6)	0.76 (0.66, 0.85)	62.92 (28.73,129.79)	0.74 (0.69, 0.8)	270.32 (134.74,477.38)	0.01 (0, 0.01)	810.27 (489.28,1242.03)	-0.21 (-0.22, -0.19)
Republic of Ecuador	51.96 (28.1,84.97)	1.42 (1.35, 1.5)	87.42 (40.63,179.82)	0.56 (0.48, 0.64)	336.04 (168.47,597.66)	0 (0, 0.01)	676.19 (417.44,1007.57)	-0.31 (-0.48, -0.15)
Republic of El Salvador	26.75 (14.25,44.61)	1.41 (1.3, 1.53)	77.42 (36.07,158.82)	0.48 (0.45, 0.51)	335.84 (166.73,597.88)	0.01 (0, 0.01)	1193.05 (725.23,1836.4)	0.04 (0.02, 0.06)
Republic of Equatorial Guinea	19.44 (9.09,34.21)	2.23 (2.08, 2.39)	69.97 (32.42,145.25)	1.37 (1.28, 1.46)	374.92 (187.58,650.64)	0.03 (0.02, 0.03)	859.08 (522.59,1306.71)	-0.15 (-0.17, -0.13)
Republic of Estonia	56.97 (31.45,94.02)	1.3 (1.16, 1.44)	91.37 (41.95,189.99)	0.56 (0.52, 0.6)	307.3 (153.24,546.28)	0.01 (0.01, 0.02)	1273.23 (779.54,1910.33)	0.11 (0.06, 0.15)
Republic of Fiji	9.83 (4.86,16.89)	0.8 (0.7, 0.91)	90.12 (42.57,188.85)	0.56 (0.52, 0.6)	283.02 (139.94,492.32)	0 (0, 0)	776.25 (463.59,1188.54)	-0.11 (-0.12, -0.1)
Republic of Finland	53.1 (28.91,87.45)	0.94 (0.85, 1.04)	75.61 (34.47,156.02)	0.29 (0.27, 0.31)	345.49 (176.33,585.91)	0.17 (0.12, 0.21)	990.29 (608.26,1492.53)	-0.07 (-0.09, -0.04)
Republic of Ghana	10.98	1.17	67.81	0.16	476.45	0.02	680.66	-0.21

	(5.09,19.67)	(1.07, 1.27)	(31.01,139)	(0.03, 0.3)	(245.14,813.58)	(0.01, 0.02)	(418.8,1025.22)	(-0.23, -0.19)
Republic of Guatemala	33.87 (17.84,56.18)	1.67 (1.53, 1.81)	70.15 (32.42,144.6)	0.41 (0.39, 0.42)	332.94 (164.65,592.19)	0.01 (0.01, 0.01)	1326.85 (806.38,1998.47)	-0.13 (-0.16, -0.09)
Republic of Guinea	9.53 (4.56,16.56)	0.51 (0.43, 0.6)	54.69 (24.9,111.91)	0.3 (0.29, 0.32)	476.33 (242.08,822.62)	0.01 (0.01, 0.01)	858.89 (518.98,1296.59)	-0.05 (-0.09, -0.01)
Republic of Guinea-Bissau	9.69 (4.73,16.95)	0.59 (0.51, 0.68)	56.1 (26.46,114.33)	0.3 (0.28, 0.31)	475.46 (241.13,814.13)	0.01 (0.01, 0.01)	805.12 (481.02,1220.54)	-0.07 (-0.11, -0.04)
Republic of Guyana	17.72 (8.52,30.4)	0.89 (0.85, 0.93)	75.74 (34.29,156.5)	0.44 (0.41, 0.47)	331.35 (165.85,586)	0 (-0.01, 0)	823.81 (493.58,1242.98)	-0.04 (-0.04, -0.03)
Republic of Haiti	19.77 (9.45,33.65)	0.64 (0.57, 0.72)	61.87 (28.77,125.35)	0.41 (0.4, 0.42)	330.46 (165.46,589)	0.01 (0, 0.02)	821.92 (500.78,1243.28)	-0.03 (-0.06, -0.01)
Republic of Honduras	64.83 (37.28,101.02)	1.18 (1.07, 1.29)	71.78 (33.14,147.55)	0.41 (0.39, 0.43)	334.76 (166.09,590.73)	0 (0, 0)	1209.5 (733.93,1845.28)	-0.01 (-0.02, 0)
Republic of Iceland	43.87 (22.65,73.45)	0.64 (0.59, 0.69)	87.62 (39.18,179.59)	0.68 (0.58, 0.79)	388.56 (199.35,663.55)	0 (-0.01, 0)	1226.46 (749.2,1852.62)	-0.22 (-0.23, -0.21)
Republic of India	26.59 (16.15,41.16)	1 (0.86, 1.15)	82.36 (37.93,168.9)	0.81 (0.66, 0.95)	196.95 (100.25,349.68)	-0.29 (-0.89, 0.32)	923.34 (563.21,1389.05)	-0.53 (-0.67, -0.39)
Republic of Indonesia	5.53 (3.13,8.98)	0.4 (0.33, 0.47)	62.08 (28.45,127.16)	0.55 (0.53, 0.58)	307.44 (155.05,545.23)	0.01 (0.01, 0.02)	881.58 (537.1,1331.12)	-0.01 (-0.03, 0.02)
Republic of Iraq	27.48 (14.02,45.43)	1.19 (1.02, 1.36)	66.71 (31.02,137.13)	0.3 (0.27, 0.33)	573.77 (292.04,977.6)	0 (0, 0)	1166.82 (715.05,1757.59)	-0.04 (-0.06, -0.03)
Republic of Italy	31.73 (19.02,49.49)	0.11 (0.09, 0.14)	71.27 (32.83,146.67)	0.27 (0.23, 0.32)	431.42 (219.05,763.4)	0.01 (0.01, 0.02)	1202.67 (742.45,1801.7)	-0.18 (-0.19, -0.17)
Republic of Kazakhstan	20.46 (9.4,35.95)	1.26 (1.02, 1.49)	77.3 (33.9,163.24)	0.71 (0.65, 0.76)	307.55 (151.54,542.17)	0.01 (0.01, 0.01)	1163.94 (703.93,1758.44)	0.05 (-0.01, 0.11)
Republic of Kenya	10.15 (5.91,16.11)	0.48 (0.36, 0.59)	62.01 (28.06,128.31)	0.46 (0.43, 0.5)	309.82 (157.5,548.83)	0.02 (0.01, 0.02)	1013.03 (620.11,1518.66)	-0.17 (-0.19, -0.14)
Republic of Kiribati	8.85 (4.4,15.19)	0.46 (0.41, 0.51)	84.84 (40.6,173.32)	0.26 (0.2, 0.32)	281.6 (143.13,490.15)	0.01 (0, 0.01)	817.2 (490.38,1241.53)	0.19 (0.16, 0.23)

Republic of Korea	33.71 (18.09,56.35)	0.84 (0.78, 0.9)	103.1 (46.38,212.19)	0.32 (0.24, 0.41)	265.03 (132.43,466.25)	-0.05 (-0.08, -0.01)	1357.08 (816.26,2055.79)	-0.27 (-0.3, -0.23)
Republic of Latvia	46.89 (25.09,76.17)	0.93 (0.86, 1.01)	88.37 (39.88,182.82)	0.63 (0.59, 0.67)	307.31 (154.58,547.4)	0.01 (0.01, 0.02)	1263.49 (761.32,1929.74)	-0.04 (-0.05, -0.02)
Republic of Liberia	11.53 (5.35,20.33)	0.98 (0.8, 1.16)	61.56 (28.77,128.61)	0.59 (0.53, 0.65)	467.63 (235.98,807)	0.02 (0.02, 0.02)	800.57 (485.24,1211.11)	-0.08 (-0.09, -0.07)
Republic of Lithuania	57.96 (32.2,94.98)	0.58 (0.5, 0.66)	87 (39.35,179.95)	0.65 (0.61, 0.69)	307.46 (153.34,547.69)	0.01 (0, 0.01)	1245.26 (754.7,1880.19)	-0.1 (-0.11, -0.08)
Republic of Madagascar	9.3 (4.38,16.11)	0.44 (0.39, 0.48)	49.13 (22.88,101.76)	0.15 (0.13, 0.17)	270.22 (135.36,483.86)	0.03 (0.02, 0.03)	889.37 (535.19,1361.8)	-0.3 (-0.33, -0.27)
Republic of Malawi	10.71 (4.95,18.99)	0.62 (0.57, 0.68)	53.79 (25.14,108.46)	0.36 (0.34, 0.39)	267.95 (131.99,474.07)	0.06 (0.05, 0.07)	874.55 (525.47,1339.48)	-0.04 (-0.06, -0.02)
Republic of Maldives	16.78 (7.71,30.08)	0.72 (0.32, 1.11)	74.6 (34.02,152.47)	0.59 (0.57, 0.62)	261.85 (128.64,463.42)	0.02 (0.01, 0.03)	698.2 (419.89,1052.48)	-0.1 (-0.11, -0.09)
Republic of Mali	9.37 (4.42,16.45)	0.79 (0.72, 0.85)	56.07 (26.18,113.82)	0.42 (0.4, 0.43)	475.68 (241.58,825.58)	0.02 (0.01, 0.02)	766.13 (460.35,1167.35)	0.13 (0.1, 0.16)
Republic of Malta	36.98 (19.17,63.05)	0.63 (0.56, 0.69)	76.17 (34.85,157.16)	0.23 (0.2, 0.26)	387.89 (198.83,662.78)	0 (-0.01, 0)	1270.42 (778.36,1914)	-0.08 (-0.1, -0.06)
Republic of Mauritius	13.13 (6.06,23.56)	1.27 (1.23, 1.3)	76.6 (35.45,159.5)	0.49 (0.47, 0.5)	262.23 (130.67,454.31)	0 (0, 0)	760.19 (462.31,1154.12)	-0.15 (-0.21, -0.09)
Republic of Moldova	24.17 (11.67,41.41)	1.3 (1.14, 1.46)	76.83 (34.74,162.37)	0.76 (0.66, 0.86)	307.53 (152.38,543.52)	0.01 (0.01, 0.02)	1277.47 (782.3,1926.31)	-0.1 (-0.12, -0.08)
Republic of Mozambique	9.64 (4.69,16.71)	0.49 (0.44, 0.55)	51.71 (24.02,105.72)	0.31 (0.28, 0.33)	263.28 (130.49,467.57)	-0.02 (-0.02, -0.01)	920.23 (556.47,1385.66)	-0.06 (-0.07, -0.04)
Republic of Namibia	21.96 (10.87,37.08)	0.57 (0.46, 0.67)	60.29 (27.62,123.94)	0.43 (0.4, 0.46)	377.39 (191.01,655.67)	-0.01 (-0.01, 0)	734.72 (443.97,1126.96)	0.06 (0.03, 0.09)
Republic of Nauru	14.54 (6.5,26.37)	0.62 (0.42, 0.82)	90.14 (41.97,183.71)	0.4 (0.37, 0.43)	282.71 (141.14,495.29)	-0.01 (-0.01, 0)	823.06 (494.25,1252.92)	0.04 (0.02, 0.05)
Republic of	38.84	1.17	72.62	0.51	335.51	0	1216.33	-0.04

Nicaragua	(20.86,63.13)	(1.08, 1.25)	(33.73,148.7)	(0.48, 0.54)	(165.08,593.41)	(0, 0.01)	(744.28,1864.94)	(-0.05, -0.02)
Republic of Niue	14.41 (6.52,26.21)	1.07 (1.05, 1.09)	94.52 (43.43,190.25)	0.48 (0.44, 0.53)	282.87 (141.08,499.73)	-0.01 (-0.01, -0.01)	790.48 (474.73,1191.65)	0.01 (-0.01, 0.02)
Republic of Palau	16.07 (7.09,28.45)	0.89 (0.83, 0.95)	94.63 (43.35,196.04)	0.41 (0.36, 0.47)	282.96 (142.33,498.95)	0 (-0.01, 0)	791.23 (478.92,1204.28)	0.01 (-0.01, 0.02)
Republic of Panama	34.65 (18.16,57.62)	0.96 (0.92, 0.99)	77.18 (35.51,158.6)	0.5 (0.49, 0.52)	335.72 (167.72,591.55)	0 (-0.01, 0)	1186.83 (720.36,1803.09)	-0.05 (-0.06, -0.03)
Republic of Paraguay	61.06 (33.47,99.78)	1.48 (1.39, 1.58)	76.39 (34.64,155.13)	0.22 (0.16, 0.28)	333.59 (164.07,588.19)	0 (-0.01, 0)	1121.52 (681.44,1707.71)	0.09 (0, 0.19)
Republic of Peru	111.54 (66.15,174.18)	1.82 (1.7, 1.93)	85.76 (40.02,176.77)	0.37 (0.35, 0.39)	335.8 (165.85,590.35)	0.01 (0, 0.02)	748.32 (448.26,1145.23)	0.15 (0.12, 0.18)
Republic of Poland	41.35 (24.62,64.64)	0.13 (0.04, 0.23)	69.81 (31.31,146.66)	0.62 (0.59, 0.66)	358.83 (181.36,641.29)	0.02 (0.02, 0.02)	1646.65 (1022.03,2444.36)	-0.18 (-0.19, -0.16)
Republic of Rwanda	11.21 (5.03,20.09)	0.77 (0.66, 0.87)	50.98 (23.97,105.66)	0.28 (0.25, 0.32)	268.72 (133.43,476.78)	0.02 (0.01, 0.03)	953.1 (573.17,1457.88)	-0.13 (-0.15, -0.12)
Republic of San Marino	29.89 (15.23,50.43)	0.41 (0.35, 0.48)	76.42 (35.19,156.02)	0.17 (0.15, 0.19)	387.63 (199.11,659.98)	-0.01 (-0.01, -0.01)	1160.05 (702.73,1756.27)	-0.12 (-0.13, -0.11)
Republic of Senegal	10.61 (5,19.09)	0.62 (0.54, 0.7)	60.85 (27.82,125.17)	0.34 (0.33, 0.35)	475.95 (241.35,819.63)	0.02 (0.02, 0.02)	749.4 (450.78,1138.02)	-0.11 (-0.15, -0.07)
Republic of Serbia	25.42 (12.66,43.95)	1.3 (1.05, 1.54)	69.16 (31.43,146.48)	0.55 (0.53, 0.58)	308.62 (153.25,546.79)	0.01 (0, 0.01)	1680.95 (1041.6,2544.21)	0.03 (0.02, 0.04)
Republic of Seychelles	10.36 (5.03,17.79)	0.9 (0.86, 0.94)	78.58 (36.74,165.29)	0.5 (0.46, 0.55)	263.22 (129.19,458.46)	0 (0, 0)	717.12 (431.37,1098.77)	-0.1 (-0.1, -0.09)
Republic of Sierra Leone	9.78 (4.61,16.9)	0.57 (0.44, 0.69)	58.1 (26.86,117.97)	0.48 (0.43, 0.52)	476.66 (238.88,817.95)	0.01 (0.01, 0.01)	820.37 (499.53,1249.04)	-0.17 (-0.19, -0.16)
Republic of Singapore	26.45 (12.66,46.4)	0.98 (0.91, 1.06)	102.09 (46.02,213.75)	0.17 (0.16, 0.18)	266.29 (132.71,467.65)	0.01 (0.01, 0.01)	1123.5 (683.89,1710.45)	-0.2 (-0.26, -0.13)
Republic of Slovenia	37.81 (19.67,64.64)	1.17 (1.12, 1.22)	75.15 (34.44,158.8)	0.35 (0.32, 0.38)	308.19 (151.51,544.78)	0.01 (0, 0.01)	1509.27 (921.09,2280.88)	-0.03 (-0.05, 0)

Republic of South Africa	46.98 (29.62,70.65)	-0.66 (-0.77, -0.55)	64.89 (29.7,134.89)	0.28 (0.26, 0.3)	426.4 (215.89,744.04)	-0.05 (-0.05, -0.04)	701.63 (430.68,1054.06)	-0.32 (-0.36, -0.27)
Republic of South Sudan	10.22 (4.79,18.22)	0.59 (0.53, 0.65)	50.31 (23.38,103.61)	0.17 (0.16, 0.18)	268.08 (133.77,479.09)	0.02 (0.01, 0.02)	869.48 (530.61,1326.52)	-0.11 (-0.13, -0.1)
Republic of Sudan	20.18 (9.84,34.88)	1.51 (1.37, 1.64)	61.21 (28.78,127.08)	0.87 (0.82, 0.93)	575.38 (294.1,987.47)	0.01 (0.01, 0.02)	1196.45 (735.36,1807.11)	0.01 (0, 0.03)
Republic of Suriname	16.61 (8.07,29.29)	0.86 (0.77, 0.96)	80.55 (37.47,169.45)	0.31 (0.3, 0.33)	332.96 (166.44,590.37)	-0.01 (-0.01, 0)	841.64 (513.81,1276.66)	0.07 (0.05, 0.09)
Republic of Tajikistan	29.09 (14.95,48.83)	0.64 (0.58, 0.69)	59.54 (27.02,126.82)	0.48 (0.42, 0.54)	307.62 (151.64,545.8)	0.01 (0, 0.01)	1047.82 (636.8,1591.68)	-0.13 (-0.14, -0.12)
Republic of the Congo	19.77 (9.48,34.53)	0.9 (0.83, 0.97)	68.6 (30.82,141.52)	0.32 (0.29, 0.35)	375.89 (189.63,647.68)	0.01 (0, 0.02)	845.32 (505.74,1283.28)	-0.03 (-0.05, -0.02)
Republic of the Gambia	10.55 (4.76,18.91)	0.77 (0.69, 0.84)	64.04 (29.14,132.87)	0.57 (0.55, 0.58)	473.01 (239.87,812.15)	0 (0, 0)	776.25 (469.19,1176.59)	-0.12 (-0.16, -0.09)
Republic of the Marshall Islands	12.36 (5.71,22.05)	0.85 (0.79, 0.9)	86.32 (39.85,178.77)	0.42 (0.38, 0.46)	281.9 (139.3,492.99)	-0.01 (-0.02, -0.01)	756.95 (454.98,1162.97)	-0.08 (-0.09, -0.07)
Republic of the Niger	8.72 (4.24,15.05)	0.57 (0.49, 0.65)	51.81 (24.14,104.47)	0.2 (0.19, 0.21)	476.88 (242.45,814.9)	0.02 (0.02, 0.03)	855.11 (515.76,1313.5)	0.16 (0.12, 0.2)
Republic of the Philippines	13.08 (7.87,20.41)	-0.06 (-0.17, 0.06)	58.84 (27.24,120.15)	0.42 (0.38, 0.45)	305.5 (154.52,542.06)	0.01 (0.01, 0.01)	851 (517.02,1284.42)	-0.26 (-0.29, -0.22)
Republic of the Union of Myanmar	10.34 (4.76,18.4)	1.1 (1.03, 1.18)	64.43 (29.92,133.92)	0.68 (0.65, 0.72)	262.91 (129.92,465.59)	0.02 (0.01, 0.02)	651.95 (388.83,994.83)	-0.05 (-0.07, -0.02)
Republic of Trinidad and Tobago	40.15 (21.55,65.89)	1.17 (1.09, 1.24)	81.53 (37.58,168.79)	0.36 (0.34, 0.38)	333.88 (167.52,595.37)	0 (0, 0.01)	848.13 (519.76,1297.41)	0 (-0.01, 0.01)
Republic of Tunisia	25.3 (12.34,42.52)	1.38 (1.27, 1.49)	69.18 (31.69,142.84)	0.61 (0.59, 0.63)	575.41 (291.67,991.09)	-0.01 (-0.01, 0)	1255.14 (764.92,1887.56)	0.08 (0.04, 0.12)
Republic of Turkey	44.25 (23.98,72.4)	1.37 (1.31, 1.44)	71.37 (33.23,147.51)	0.75 (0.68, 0.82)	577.87 (294.82,991.44)	0 (0, 0)	1168.25 (716.67,1775.99)	0.2 (0.1, 0.31)

Republic of Uganda	10.06 (4.82,17.74)	0.75 (0.65, 0.85)	52.53 (24.05,108.29)	0.33 (0.31, 0.34)	268.93 (132.55,479.35)	0.04 (0.04, 0.05)	904.87 (547.6,1382.6)	-0.11 (-0.13, -0.1)
Republic of Uzbekistan	63.33 (36.14,100.63)	0.86 (0.78, 0.93)	69.8 (31.81,145.59)	0.53 (0.49, 0.58)	307.1 (152.08,544.57)	0.01 (0.01, 0.01)	1111.46 (674.35,1674.14)	0 (-0.02, 0.02)
Republic of Vanuatu	11.03 (4.96,19.69)	0.72 (0.68, 0.76)	74.24 (34.76,153.3)	0.39 (0.38, 0.41)	282.88 (140.85,493.06)	0 (0, 0)	876.51 (527.5,1334.18)	0.03 (-0.01, 0.06)
Republic of Yemen	15.24 (7.3,26.2)	0.9 (0.82, 0.98)	55.72 (25.75,113.51)	0.84 (0.79, 0.89)	568.9 (289.65,976.34)	0.01 (0.01, 0.02)	1171.03 (716.36,1764.81)	-0.15 (-0.17, -0.14)
Republic of Zambia	11.21 (5.12,19.89)	0.64 (0.53, 0.74)	56.51 (26.24,115.42)	0.09 (0.01, 0.16)	267.81 (133.56,474.45)	0.01 (0, 0.02)	808.11 (487.94,1241.5)	0.22 (0.15, 0.29)
Republic of Zimbabwe	15.62 (7.34,26.65)	-0.24 (-0.38, -0.09)	52.2 (23.89,106.84)	-0.01 (-0.06, 0.04)	376.35 (188.54,650.29)	-0.01 (-0.01, 0)	788.82 (476.96,1204.1)	0.27 (0.25, 0.3)
Romania	22.75 (11.35,39.33)	1.3 (1.21, 1.4)	66.96 (30.9,138.6)	0.48 (0.45, 0.51)	308.57 (152.89,546.88)	0.02 (0.01, 0.02)	1687.55 (1032.93,2544.29)	-0.22 (-0.24, -0.2)
Russian Federation	40.81 (25.38,60.79)	0.75 (0.69, 0.81)	79.95 (36.05,168.44)	0.28 (0.16, 0.41)	356.09 (177.65,637.35)	0.01 (0, 0.01)	1325 (817.95,1979.6)	0 (-0.05, 0.04)
Saint Kitts and Nevis	32.25 (16.04,53.93)	1.12 (0.99, 1.25)	82.54 (38.26,168.5)	0.39 (0.37, 0.4)	335.31 (167.22,595.29)	0.02 (0.01, 0.02)	827.79 (499.85,1261.4)	-0.03 (-0.04, -0.02)
Saint Lucia	28.68 (14.43,48.95)	1.1 (0.95, 1.26)	78.17 (35.57,159.97)	0.48 (0.44, 0.53)	334.58 (167.18,598.94)	0 (0, 0)	853.78 (508.84,1299.88)	-0.1 (-0.1, -0.09)
Saint Vincent and the Grenadines	19.84 (9.31,34.69)	1.02 (0.97, 1.06)	76.71 (35.25,156.8)	0.49 (0.47, 0.51)	334.43 (166.34,591.65)	0 (-0.01, 0)	833.1 (502.11,1273.78)	0.02 (0.01, 0.03)
Slovak Republic	24.44 (11.93,41.93)	1.04 (0.97, 1.1)	76.07 (34.07,162.34)	0.34 (0.31, 0.37)	308.26 (153.99,544.05)	0.01 (0, 0.01)	1703.54 (1035.33,2570.44)	-0.07 (-0.08, -0.06)
Socialist Republic of Viet Nam	16.32 (7.46,28.85)	1.11 (1.04, 1.17)	61.22 (28.55,125.2)	0.58 (0.55, 0.6)	264.9 (130.2,468.47)	0.01 (0.01, 0.02)	790.92 (465.5,1220.67)	0.17 (0.15, 0.19)
Solomon Islands	12.82 (6.16,22.53)	0.83 (0.77, 0.9)	79.59 (36.23,162.25)	0.47 (0.44, 0.5)	282.5 (140.31,495.66)	0 (0, 0.01)	840.51 (509.56,1285.89)	0.28 (0.25, 0.31)
State of Eritrea	8.94 (4.16,15.9)	0.44	52.1	0.34	270.19	0.02	795.19	0.1

		(0.4, 0.48)	(24.13,107.25)	(0.33, 0.35)	(135.4,487.44)	(0.02, 0.03)	(480.17,1212.9)	(0.09, 0.12)
State of Israel	35.12 (18.43,58.98)	0.83 (0.79, 0.88)	75.76 (35.03,156.6)	0.05 (-0.04, 0.13)	389.96 (201.9,667.9)	0 (0, 0)	1232.95 (749.33,1864.93)	-0.12 (-0.16, -0.08)
State of Kuwait	79.03 (46.12,124.29)	1.45 (1.3, 1.59)	77.85 (35.94,162.54)	0.46 (0.43, 0.48)	577.59 (294.47,990.64)	-0.01 (-0.01, 0)	1209.03 (725.88,1808.24)	0.07 (0.05, 0.08)
State of Libya	25.89 (13.27,43.78)	1.26 (1.17, 1.34)	71.73 (32.83,146.92)	0.43 (0.38, 0.47)	574.78 (295.48,981.18)	-0.01 (-0.02, -0.01)	1176.54 (713.68,1795.73)	-0.05 (-0.06, -0.05)
State of Qatar	44.22 (23.58,74.61)	1.94 (1.83, 2.06)	79.2 (37.2,163.52)	0.36 (0.34, 0.39)	576.4 (295.88,993.27)	0 (0, 0.01)	1212.87 (741.9,1842.33)	0.1 (0.09, 0.11)
Sultanate of Oman	27.45 (13.96,47.22)	2 (1.91, 2.09)	74.54 (34.37,154.56)	0.71 (0.68, 0.75)	577.77 (293.4,994.22)	0 (0, 0.01)	1156.11 (700.85,1742.87)	-0.05 (-0.06, -0.04)
Swiss Confederation	38.73 (20.06,64.17)	0.55 (0.52, 0.59)	73.57 (34.1,151.38)	0.17 (0.16, 0.18)	387.42 (196.71,664.66)	0 (0, 0.01)	1259.8 (771.09,1900.53)	-0.19 (-0.34, -0.04)
Syrian Arab Republic	25.86 (13.13,44.08)	1.36 (1.29, 1.43)	67.16 (30.73,138.3)	0.67 (0.64, 0.71)	574.57 (293.51,990.88)	0 (-0.01, 0)	1190.7 (721.12,1813.33)	-0.1 (-0.11, -0.08)
Taiwan (Province of China)	18.42 (10.16,28.81)	0.21 (-0.06, 0.47)	108.76 (50.21,226.7)	0.49 (0.47, 0.5)	287.99 (186.12,415.98)	-0.31 (-0.39, -0.23)	870.95 (608.24,1185.35)	-0.02 (-0.03, 0)
Togolese Republic	10.13 (4.95,17.4)	0.7 (0.58, 0.81)	59.59 (27.61,123.58)	0.43 (0.4, 0.46)	476.39 (241.29,820.14)	0.02 (0.01, 0.02)	817.7 (488.44,1235.1)	-0.22 (-0.28, -0.17)
Tokelau	13.5 (6.17,24.16)	1.22 (1.19, 1.26)	90.12 (41.32,187.79)	0.65 (0.62, 0.69)	283.25 (139.25,502.35)	0 (0, 0)	797.6 (478.42,1218.66)	0.03 (0.02, 0.05)
Turkmenistan	18.14 (8.6,31.88)	1.22 (1.08, 1.37)	71.06 (32.51,146.38)	0.76 (0.69, 0.82)	307.87 (152.17,544.79)	0.01 (0.01, 0.02)	1083.15 (660.53,1647.52)	-0.06 (-0.07, -0.05)
Tuvalu	12.42 (5.81,21.62)	1.04 (1.02, 1.06)	87.82 (40.29,180.02)	0.6 (0.56, 0.64)	283.53 (142.56,505.62)	0.03 (0.02, 0.04)	806.57 (487,1228.41)	0.07 (0.05, 0.1)
Ukraine	17.6 (8.35,30.5)	0.87 (0.83, 0.91)	73.72 (32.87,152)	0.49 (0.46, 0.52)	355.91 (177.25,640.1)	0.01 (0.01, 0.02)	1565.19 (967.52,2349.83)	-0.12 (-0.17, -0.08)
Union of the Comoros	11.28 (4.97,20.1)	0.56 (0.49, 0.62)	57.27 (26.61,119.04)	0.41 (0.39, 0.44)	270.69 (132.67,487.8)	0.02 (0.02, 0.02)	864.44 (518.11,1308.42)	-0.03 (-0.06, -0.01)

United Arab Emirates	39.96 (21.28,66.05)	1.67 (1.49, 1.86)	76.05 (34.81,157.05)	0.52 (0.49, 0.54)	575.94 (298.79,986.03)	0 (0, 0)	1133.67 (688.45,1732.59)	0.12 (0.09, 0.15)
United Kingdom of Great Britain and Northern Ireland	58.53 (36.9,87.99)	0.27 (0.24, 0.31)	76.46 (35.38,156.94)	0.24 (0.12, 0.36)	465.74 (240.43,803.6)	0.06 (0, 0.12)	1210.46 (747.22,1806.92)	-0.17 (-0.19, -0.14)
United Mexican States	79.04 (49.79,117.83)	0.54 (0.39, 0.69)	75.01 (34.61,153.22)	0.55 (0.52, 0.58)	386.95 (195.55,680.86)	-0.01 (-0.02, -0.01)	1188.6 (727.59,1786.53)	-0.03 (-0.15, 0.09)
United Republic of Tanzania	10.96 (5.02,19.05)	0.65 (0.58, 0.71)	56.11 (25.74,112.88)	0.02 (-0.04, 0.08)	268.59 (133.03,481.25)	0.06 (0.05, 0.07)	883.05 (532.18,1346.25)	-0.02 (-0.04, 0)
United States of America	40 (26.18,57.92)	0.97 (0.84, 1.1)	94.42 (44.21,193.9)	0.54 (0.39, 0.68)	341.37 (173.17,604.96)	-0.19 (-0.38, 0)	1406.79 (944.62,1956.58)	-0.12 (-0.2, -0.04)
United States Virgin Islands	25.07 (12.12,42.86)	0.93 (0.89, 0.96)	86.1 (39.64,175.77)	0.3 (0.27, 0.33)	335.67 (167.24,602.43)	-0.01 (-0.01, 0)	842.31 (505.41,1281.47)	0.02 (0, 0.03)

The values in parentheses in the 2021 column represent the 95% uncertainty intervals, while the values in parentheses in the EAPC column represent the 95% confidence intervals. EAPC, estimated annual percentage changes.

Table S5. The proportion of years lived with disability from four common musculoskeletal diseases in women of reproductive age across different age groups globally in 1990 and 2021

Diseases	Age group (years)						
	15-19	20-24	25-29	30-34	35-39	40-44	45-49
1990							
Rheumatoid arthritis	0.76%	1.16%	1.51%	1.78%	1.97%	2.05%	2.07%
Osteoarthritis	0.00%	0.00%	0.00%	0.63%	3.24%	7.39%	12.38%
Neck pain	17.25%	21.01%	22.22%	21.97%	21.50%	21.34%	20.28%
Low back pain	81.99%	77.83%	76.27%	75.63%	73.29%	69.22%	65.27%
2021							
Rheumatoid arthritis	0.91%	1.42%	1.91%	2.33%	2.44%	2.43%	2.45%
Osteoarthritis	0.00%	0.00%	0.00%	0.78%	3.89%	8.70%	14.62%
Neck pain	18.26%	22.03%	23.50%	23.87%	23.25%	23.29%	22.05%
Low back pain	80.83%	76.55%	74.60%	73.02%	70.42%	65.59%	60.88%

Table S6. The effective disparities between disability levels and frontier levels for women of reproductive age due to rheumatoid arthritis, osteoarthritis, neck pain, and low back pain in 204 countries or territories from 1990 to 2021

Location	SDI	Rheumatoid arthritis		Osteoarthritis		Neck pain		Low back pain	
		Frontier	eff_diff	Frontier	eff_diff	Frontier	eff_diff	Frontier	eff_diff
American Samoa	0.72	4.95	11.35	44.77	51.36	134.89	147.17	577.93	227.84
Antigua and Barbuda	0.75	4.95	20.61	44.74	35.87	135.87	199.32	578.01	250.58
Arab Republic of Egypt	0.61	4.94	24.99	44.78	22.65	134.79	443.67	608.47	617.37
Argentine Republic	0.72	4.94	38.39	44.75	38.25	134.64	143.34	577.37	959.38
Australia	0.84	4.95	37.86	44.75	42.03	70.91	102.25	577.79	1292.29
Barbados	0.75	4.95	33.53	44.75	37.85	135.40	199.67	577.29	258.96
Belize	0.61	4.95	27.80	44.75	35.38	135.12	200.07	603.37	255.34
Bermuda	0.82	4.95	27.69	44.77	41.50	70.90	266.06	577.65	279.78
Bolivarian Republic of Venezuela	0.60	4.95	49.40	44.78	33.79	135.21	200.95	611.66	465.30
Bosnia and Herzegovina	0.72	4.95	32.99	44.76	22.92	134.95	173.22	577.15	1002.07
Brunei Darussalam	0.81	4.95	29.81	44.76	56.09	70.91	194.41	577.25	732.29
Burkina Faso	0.29	6.98	3.02	44.75	8.44	165.77	312.49	728.41	123.32
Canada	0.87	4.95	38.97	44.78	23.02	70.93	235.40	577.43	678.31
Central African Republic	0.31	6.98	5.72	44.71	8.59	165.74	209.20	723.34	169.41
Commonwealth of Dominica	0.75	4.95	20.12	44.76	32.54	135.40	199.70	577.37	272.01
Commonwealth of the Bahamas	0.81	4.95	23.94	44.73	37.83	70.91	264.14	577.39	248.65
Cook Islands	0.78	4.95	8.49	44.75	52.92	108.91	174.44	577.17	243.22
Czech Republic	0.83	4.95	30.42	44.76	31.27	70.95	237.18	577.79	1166.75
Democratic People's Republic of Korea	0.89	4.95	23.33	44.74	43.44	70.92	210.09	577.22	217.42
Democratic Republic of Sao Tome and Principe	0.51	5.01	7.55	44.74	26.48	135.19	344.39	625.65	106.81
Democratic Republic of the Congo	0.57	4.95	7.78	44.79	11.51	134.82	241.14	612.87	282.62
Democratic Republic of Timor-Leste	0.44	6.98	1.78	44.74	17.32	135.67	127.90	647.07	69.84
Democratic Socialist Republic of Sri Lanka	0.70	4.95	3.40	44.80	22.90	135.96	126.96	577.84	154.53
Dominican Republic	0.62	4.95	11.96	44.75	34.00	136.00	198.30	604.05	256.13
Eastern Republic of Uruguay	0.72	4.95	32.72	44.74	37.33	135.85	142.52	577.47	981.87

Federal Democratic Republic of Ethiopia	0.36	6.98	2.79	44.78	15.23	165.79	144.64	651.22	234.88
Federal Democratic Republic of Nepal	0.43	6.98	22.41	44.78	28.98	134.75	31.71	647.86	772.37
Federal Republic of Germany	0.90	4.95	33.65	44.73	31.15	70.91	316.36	577.26	814.75
Federal Republic of Nigeria	0.50	4.96	5.76	44.77	13.81	135.06	407.30	626.27	229.05
Federal Republic of Somalia	0.08	8.79	0.34	48.11	1.44	266.63	1.83	896.15	3.82
Federated States of Micronesia	0.59	4.94	9.81	44.79	42.91	135.75	146.94	612.69	209.83
Federative Republic of Brazil	0.65	4.95	31.11	44.77	27.59	136.73	244.41	584.30	734.41
French Republic	0.84	4.95	23.67	44.80	30.06	70.92	227.10	577.64	663.12
Gabonese Republic	0.63	4.95	15.78	44.77	24.67	135.22	239.57	591.83	240.35
Georgia	0.73	4.94	13.86	44.79	19.99	136.12	172.71	577.38	444.95
Grand Duchy of Luxembourg	0.88	4.95	32.94	44.78	31.47	70.94	317.24	577.36	662.52
Greenland	0.83	4.95	21.53	44.75	24.85	70.92	232.71	577.41	639.44
Grenada	0.67	4.95	16.89	44.74	32.57	136.33	198.04	578.58	264.21
Guam	0.80	4.95	9.95	44.77	50.53	70.91	214.15	577.35	212.57
Hashemite Kingdom of Jordan	0.73	4.95	25.61	44.77	29.22	136.57	438.84	577.63	619.79
Hellenic Republic	0.79	4.95	35.07	44.74	27.72	106.39	370.86	577.06	555.44
Hungary	0.79	4.95	27.75	44.74	31.41	108.89	199.67	578.02	1240.53
Independent State of Papua New Guinea	0.42	6.98	1.69	44.90	26.09	149.37	133.08	647.85	144.35
Independent State of Samoa	0.59	4.95	9.41	44.74	44.45	137.03	146.31	611.52	205.78
Ireland	0.87	4.95	50.37	44.76	30.56	70.91	316.34	577.37	642.27
Islamic Republic of Afghanistan	0.34	6.97	11.14	44.79	6.82	165.74	405.02	654.37	530.02
Islamic Republic of Iran	0.70	4.95	17.37	44.82	17.38	136.30	523.22	577.35	773.25
Islamic Republic of Mauritania	0.50	5.06	8.21	44.75	20.03	135.67	342.80	627.29	166.54
Islamic Republic of Pakistan	0.50	4.96	28.58	44.83	26.18	137.96	59.14	625.50	541.45
Jamaica	0.68	4.95	20.67	44.79	32.21	135.89	199.95	577.30	293.09
Japan	0.87	4.94	32.58	44.82	43.37	70.93	233.50	577.25	1091.37
Kingdom of Bahrain	0.75	4.95	57.01	44.81	31.44	116.07	460.31	577.57	595.69
Kingdom of Belgium	0.85	4.95	34.52	44.76	30.57	70.90	305.54	577.82	626.41
Kingdom of Bhutan	0.47	5.47	28.84	44.75	35.88	135.38	32.64	641.62	609.96

Kingdom of Cambodia	0.47	5.33	4.30	44.73	14.56	135.72	126.82	640.69	164.99
Kingdom of Denmark	0.90	4.94	33.60	44.74	27.93	70.92	391.26	577.37	765.65
Kingdom of Eswatini	0.59	4.95	23.22	44.73	20.73	137.19	234.04	612.54	22.88
Kingdom of Lesotho	0.51	4.96	18.94	44.74	16.67	137.48	232.67	623.60	52.63
Kingdom of Morocco	0.56	4.95	18.57	44.76	20.11	135.01	438.87	612.84	737.63
Kingdom of Norway	0.92	4.94	37.07	44.79	28.93	70.94	260.39	577.42	556.37
Kingdom of Saudi Arabia	0.82	4.95	23.96	44.75	31.81	70.91	505.89	577.29	610.37
Kingdom of Spain	0.77	4.95	25.85	44.77	33.17	108.92	211.05	577.60	403.42
Kingdom of Sweden	0.89	4.95	34.75	44.73	14.93	70.91	343.14	577.76	289.07
Kingdom of Thailand	0.68	4.94	8.06	44.82	27.84	135.38	128.49	577.28	100.16
Kingdom of the Netherlands	0.89	4.94	39.02	44.80	31.64	70.90	273.97	577.30	464.46
Kingdom of Tonga	0.63	4.95	8.50	44.74	42.56	136.45	147.43	597.39	218.21
Kyrgyz Republic	0.60	4.95	55.94	44.84	23.43	135.29	172.78	608.24	506.13
Lao People's Democratic Republic	0.49	5.01	5.12	44.75	16.82	135.85	127.67	633.03	122.30
Lebanese Republic	0.74	4.94	38.44	44.80	25.86	136.07	437.86	577.49	582.06
Malaysia	0.74	4.95	2.30	44.73	30.98	135.18	127.56	577.17	166.05
Mongolia	0.62	4.94	20.66	44.85	28.80	134.50	173.05	605.55	486.93
Montenegro	0.80	4.95	18.73	44.72	29.07	98.04	210.27	577.45	1069.28
New Zealand	0.85	4.95	42.64	44.76	33.98	70.92	38.43	577.33	1427.57
North Macedonia	0.75	4.95	17.21	44.77	24.37	135.70	171.96	577.21	924.77
Northern Mariana Islands	0.77	4.94	10.58	44.75	48.91	108.90	175.75	577.21	228.06
Palestine	0.63	4.95	21.56	44.87	22.73	135.77	440.14	592.91	577.11
People's Democratic Republic of Algeria	0.66	4.94	15.11	44.77	25.71	135.45	442.18	582.53	591.12
People's Republic of Bangladesh	0.49	5.01	24.11	44.88	32.69	136.56	29.98	632.75	634.85
People's Republic of China	0.72	4.95	32.39	44.83	45.81	136.19	158.85	577.54	22.25
Plurinational State of Bolivia	0.60	4.94	45.81	44.72	35.52	134.70	199.20	608.72	182.17
Portuguese Republic	0.74	4.95	43.21	44.81	29.49	136.30	251.10	577.17	699.59
Principality of Andorra	0.87	4.95	26.77	44.76	31.58	70.91	316.98	577.22	585.78
Principality of Monaco	0.91	4.95	26.57	44.71	32.82	70.92	316.63	577.45	579.05

Puerto Rico	0.83	4.94	36.22	44.78	42.88	70.93	265.35	577.34	255.11
Republic of Albania	0.71	4.95	20.27	44.75	14.21	135.59	172.71	577.46	1129.59
Republic of Angola	0.45	6.98	7.14	44.80	26.46	136.17	240.50	645.46	237.24
Republic of Armenia	0.70	4.95	17.30	44.82	23.68	135.73	172.46	577.36	624.68
Republic of Austria	0.85	4.95	37.55	44.78	30.08	70.93	416.80	577.83	414.13
Republic of Azerbaijan	0.69	4.95	11.58	44.80	25.73	135.25	172.91	577.24	548.00
Republic of Belarus	0.78	4.95	17.31	44.75	41.54	108.90	198.53	577.46	716.69
Republic of Benin	0.37	6.98	3.97	44.74	18.83	165.79	309.33	650.36	183.70
Republic of Botswana	0.64	4.95	20.93	44.81	22.98	136.90	237.09	588.92	117.73
Republic of Bulgaria	0.77	4.94	17.30	44.74	29.49	108.89	198.92	577.75	1004.53
Republic of Burundi	0.29	6.98	2.18	44.77	5.36	165.78	103.94	728.94	175.05
Republic of Cabo Verde	0.53	4.94	7.65	44.75	20.40	136.46	342.37	616.95	155.99
Republic of Cameroon	0.48	4.97	7.44	44.79	18.98	135.68	340.39	638.58	228.30
Republic of Chad	0.24	7.08	1.48	44.78	7.05	165.78	309.64	728.58	201.32
Republic of Chile	0.77	4.95	55.08	44.81	37.78	108.93	168.32	577.93	982.81
Republic of Colombia	0.66	4.94	38.87	44.76	33.22	134.18	202.37	584.27	739.64
Republic of Costa Rica	0.70	4.95	50.54	44.75	33.94	135.77	199.45	577.90	604.51
Republic of Croatia	0.80	4.95	32.84	44.82	27.38	78.94	229.31	577.93	975.46
Republic of Cuba	0.67	4.95	37.53	44.74	32.58	135.26	201.15	578.18	203.79
Republic of Cyprus	0.84	4.95	40.14	44.75	28.98	70.90	318.58	577.49	592.42
Republic of Côte d'Ivoire	0.43	6.98	4.09	44.76	16.40	136.90	339.07	647.88	224.06
Republic of Djibouti	0.49	4.96	5.46	44.77	18.15	137.02	133.30	632.20	178.07
Republic of Ecuador	0.66	4.95	47.02	44.75	42.66	136.71	199.33	582.46	93.73
Republic of El Salvador	0.56	4.94	21.80	44.75	32.67	136.24	199.59	612.82	580.23
Republic of Equatorial Guinea	0.66	4.94	14.50	44.76	25.21	135.69	239.24	582.60	276.47
Republic of Estonia	0.84	4.95	52.03	44.80	46.57	70.92	236.38	577.17	696.06
Republic of Fiji	0.68	4.95	4.89	44.79	45.34	135.21	147.81	577.91	198.34
Republic of Finland	0.86	4.95	48.15	44.75	30.86	70.92	274.57	577.72	412.57
Republic of Ghana	0.56	4.95	6.04	44.75	23.05	134.27	342.18	612.84	67.82

Republic of Guatemala	0.54	4.95	28.92	44.79	25.35	137.64	195.30	615.86	710.99
Republic of Guinea	0.34	6.98	2.54	44.77	9.92	165.74	310.59	655.84	203.06
Republic of Guinea-Bissau	0.35	6.99	2.71	44.80	11.30	165.74	309.72	651.21	153.91
Republic of Guyana	0.65	4.95	12.78	44.74	31.00	135.96	195.40	589.66	234.14
Republic of Haiti	0.45	6.98	12.79	44.75	17.11	136.90	193.56	646.78	175.14
Republic of Honduras	0.51	4.96	59.87	44.79	26.99	135.66	199.10	623.81	585.69
Republic of Iceland	0.88	4.95	38.92	44.83	42.79	70.93	317.63	577.54	648.92
Republic of India	0.58	4.95	21.65	44.78	37.58	134.38	62.57	612.74	310.59
Republic of Indonesia	0.66	4.95	0.58	44.76	17.32	136.43	171.01	583.75	297.83
Republic of Iraq	0.66	4.95	22.53	44.72	21.99	134.95	438.82	582.14	584.69
Republic of Italy	0.81	4.95	26.79	44.78	26.49	70.93	360.49	577.60	625.07
Republic of Kazakhstan	0.73	4.94	15.52	44.79	32.51	135.29	172.26	577.73	586.21
Republic of Kenya	0.52	4.96	5.19	44.76	17.25	135.14	174.67	620.11	392.91
Republic of Kiribati	0.53	4.95	3.90	44.74	40.10	135.71	145.89	618.69	198.52
Republic of Korea	0.89	4.95	28.77	44.73	58.37	70.92	194.11	577.39	779.69
Republic of Latvia	0.83	4.95	41.95	44.76	43.61	70.92	236.39	577.41	686.09
Republic of Liberia	0.35	6.98	4.55	44.85	16.71	165.72	301.91	651.38	149.19
Republic of Lithuania	0.86	4.95	53.02	44.82	42.18	70.91	236.54	577.20	668.05
Republic of Madagascar	0.40	6.98	2.32	44.74	4.39	165.75	104.47	648.76	240.60
Republic of Malawi	0.38	6.98	3.74	44.80	8.98	165.78	102.17	649.94	224.61
Republic of Maldives	0.65	4.95	11.84	44.73	29.87	134.52	127.33	587.11	111.10
Republic of Mali	0.27	7.01	2.36	44.72	11.34	165.78	309.90	728.46	37.67
Republic of Malta	0.80	4.95	32.03	44.76	31.41	71.05	316.84	577.17	693.25
Republic of Mauritius	0.72	4.95	8.18	44.74	31.86	135.45	126.78	577.24	182.95
Republic of Moldova	0.73	4.95	19.22	44.75	32.08	135.51	172.01	577.24	700.22
Republic of Mozambique	0.33	6.98	2.66	44.75	6.96	165.74	97.54	662.51	257.71
Republic of Namibia	0.62	4.95	17.02	44.77	15.52	135.44	241.95	602.52	132.20
Republic of Nauru	0.63	4.95	9.60	44.81	45.34	135.17	147.55	596.83	226.23
Republic of Nicaragua	0.52	4.96	33.88	44.69	27.93	135.76	199.75	620.34	595.99

Republic of Niue	0.73	4.95	9.46	44.78	49.74	135.57	147.30	577.46	213.02
Republic of Palau	0.75	4.95	11.13	44.72	49.91	117.24	165.72	577.55	213.69
Republic of Panama	0.71	4.95	29.71	44.73	32.45	135.50	200.22	577.40	609.43
Republic of Paraguay	0.64	4.95	56.11	44.78	31.61	134.78	198.81	591.79	529.73
Republic of Peru	0.66	4.95	106.59	44.76	41.00	135.26	200.54	582.71	165.61
Republic of Poland	0.81	4.95	36.41	44.74	25.07	70.91	287.93	577.63	1069.02
Republic of Rwanda	0.44	6.98	4.23	44.82	6.16	136.08	132.63	647.41	305.69
Republic of San Marino	0.89	4.95	24.94	44.78	31.63	70.90	316.73	577.89	582.16
Republic of Senegal	0.41	6.98	3.63	44.75	16.11	156.34	319.61	648.16	101.24
Republic of Serbia	0.79	4.94	20.48	44.74	24.42	106.76	201.86	577.17	1103.78
Republic of Seychelles	0.73	4.95	5.41	44.72	33.86	136.13	127.10	577.30	139.81
Republic of Sierra Leone	0.36	6.98	2.80	44.77	13.33	165.72	310.94	651.22	169.15
Republic of Singapore	0.86	4.95	21.50	44.71	57.37	70.91	195.38	577.39	546.11
Republic of Slovenia	0.84	4.95	32.86	44.86	30.29	70.93	237.26	577.63	931.65
Republic of South Africa	0.68	4.95	42.03	44.80	20.08	135.70	290.71	577.33	124.30
Republic of South Sudan	0.54	4.95	5.28	44.72	5.60	134.90	133.18	615.32	254.16
Republic of Sudan	0.28	6.99	13.20	44.76	16.45	165.81	409.57	728.41	468.04
Republic of Suriname	0.63	4.95	11.66	44.74	35.81	135.55	197.40	591.61	250.03
Republic of Tajikistan	0.54	4.94	24.14	44.80	14.74	136.25	171.37	616.08	431.74
Republic of the Congo	0.58	4.95	14.83	44.76	23.84	134.90	240.99	612.74	232.58
Republic of the Gambia	0.41	6.98	3.57	44.77	19.27	155.99	317.02	648.19	128.06
Republic of the Marshall Islands	0.57	4.94	7.42	44.77	41.55	135.02	146.88	612.88	144.07
Republic of the Niger	0.17	7.08	1.64	47.90	3.92	266.66	210.22	728.21	126.90
Republic of the Philippines	0.65	4.95	8.13	44.70	14.13	135.65	169.85	587.88	263.11
Republic of the Union of Myanmar	0.53	4.95	5.39	44.73	19.70	134.58	128.33	617.05	34.90
Republic of Trinidad and Tobago	0.77	4.94	35.20	44.79	36.75	108.89	224.98	577.56	270.57
Republic of Tunisia	0.68	4.95	20.36	44.73	24.44	135.22	440.20	577.33	677.81
Republic of Turkey	0.71	4.94	39.31	44.72	26.65	135.08	442.80	577.97	590.28
Republic of Uganda	0.42	6.99	3.07	44.75	7.79	145.50	123.43	648.00	256.87

Republic of Uzbekistan	0.66	4.95	58.38	44.72	25.08	135.15	171.95	582.63	528.83
Republic of Vanuatu	0.47	5.56	5.47	44.84	29.41	136.18	146.71	641.25	235.26
Republic of Yemen	0.45	6.99	8.25	44.76	10.95	135.93	432.97	646.85	524.18
Republic of Zambia	0.51	4.96	6.24	44.81	11.70	135.54	132.27	625.80	182.31
Republic of Zimbabwe	0.47	5.43	10.19	44.75	7.45	136.23	240.12	641.13	147.70
Romania	0.77	4.95	17.80	44.74	22.22	108.91	199.67	577.71	1109.83
Russian Federation	0.81	4.95	35.86	44.77	35.19	70.93	285.16	577.53	747.47
Saint Kitts and Nevis	0.75	4.95	27.30	44.76	37.77	118.25	217.06	577.52	250.27
Saint Lucia	0.67	4.95	23.74	44.87	33.30	135.66	198.92	577.13	276.65
Saint Vincent and the Grenadines	0.64	4.95	14.90	44.75	31.97	135.21	199.23	590.79	242.31
Slovak Republic	0.81	4.95	19.50	44.76	31.31	70.90	237.36	577.24	1126.30
Socialist Republic of Viet Nam	0.63	4.95	11.37	44.86	16.36	135.88	129.02	599.34	191.58
Solomon Islands	0.43	6.98	5.85	44.75	34.85	136.98	145.53	647.91	192.60
State of Eritrea	0.40	6.99	1.96	44.73	7.37	162.02	108.17	648.89	146.30
State of Israel	0.81	4.95	30.17	44.72	31.04	70.92	319.05	577.53	655.42
State of Kuwait	0.85	4.95	74.09	44.78	33.07	70.92	506.67	578.11	630.92
State of Libya	0.73	4.95	20.95	44.71	27.02	135.85	438.92	577.22	599.32
State of Qatar	0.85	4.95	39.28	44.75	34.45	70.90	505.49	577.96	634.91
Sultanate of Oman	0.77	4.95	22.50	44.78	29.76	108.90	468.87	577.42	578.69
Swiss Confederation	0.93	4.94	33.78	44.73	28.84	70.91	316.51	577.70	682.11
Syrian Arab Republic	0.62	4.95	20.92	44.79	22.37	136.49	438.09	597.70	592.99
Taiwan (Province of China)	0.87	4.94	13.48	44.77	63.98	70.91	217.08	577.51	293.44
Togolese Republic	0.41	6.98	3.14	44.75	14.84	154.98	321.42	648.13	169.57
Tokelau	0.69	4.95	8.55	44.75	45.36	135.26	147.99	577.52	220.08
Turkmenistan	0.68	4.95	13.19	44.84	26.22	136.63	171.24	577.65	505.51
Tuvalu	0.58	4.94	7.48	44.84	42.97	136.21	147.32	613.00	193.57
Ukraine	0.76	4.95	12.66	44.74	28.98	110.10	245.82	577.33	987.86
Union of the Comoros	0.48	4.97	6.31	44.74	12.52	136.67	134.02	640.93	223.51
United Arab Emirates	0.85	4.95	35.02	44.69	31.36	70.93	505.01	577.55	556.12

United Kingdom of Great Britain and Northern Ireland	0.86	4.94	53.59	44.75	31.71	70.92	394.82	577.47	632.99
United Mexican States	0.66	4.95	74.10	44.79	30.22	136.01	250.94	580.17	608.44
United Republic of Tanzania	0.45	6.98	3.98	44.81	11.29	135.63	132.96	646.80	236.25
United States of America	0.86	4.95	35.06	44.74	49.68	70.91	270.46	579.01	827.79
United States Virgin Islands	0.82	4.95	20.12	44.77	41.34	70.91	264.76	577.45	264.86

eff_diff, effective difference; SDI, socio-demographic index.

Table S7. Total healthcare expenditure for women of reproductive age in all age groups due to rheumatoid arthritis globally and across regions in 2021

Location	Total healthcare expenditure (95% uncertainty interval, 2020 US\$)							
	All ages (15-49 years)	15-19 years	20-24 years	25-29 years	30-34 years	35-39 years	40-44 years	45-49 years
Global	8255409986 (6423931743,1031 2425697)	124911057.2 (93464908.77,16 3282902.2)	365525585.7 (264673921.4,4891 11768.3)	634005852.4 (474544198.2,8147 50686.5)	1125816392 (859246234,146242 5332)	1530852139 (1200468808,19302 57869)	1711513060 (1337784188,20961 80642)	2762785901 (2193749486,33564 16498)
SDI quantile								
High SDI	3086175874 (2517242319,3697 846635)	68875896.25 (56708905.68,82 983622.14)	158420631.6 (128174237,194285 531.9)	239719240.7 (195338807.9,2885 44058.4)	367992994.1 (299340025.1,4487 48601)	545463425.8 (450977739.8,6544 90151.8)	676875351.4 (541994059.6,8107 61598.7)	1028828334 (844708544.3,1218 033072)
High-middle SDI	4102998289 (3112661033,5218 052138)	36772447 (24088144.75,52 983672.82)	135068549 (89420843.35,1921 01064.6)	277609688.3 (195997384.2,3695 25368.3)	596348333.5 (440749019,796053 065.1)	774183972.6 (588591147.1,9970 26461.9)	819980391.2 (632972911.1,1012 416946)	1463034907 (1140841584,17979 45559)
Low SDI	1984044.67 (1433826.56,26438 84.13)	61895.6 (39103.84,88669 .43)	186872.79 (119471.68,272853. 56)	266162.35 (183727.65,363859. 3)	323957.04 (232973.95,441709. 69)	377890.22 (280357.22,501384. 18)	357966.27 (266367.55,458479. 95)	409300.4 (311824.66,516928. 02)
Low-middle SDI	763165441.1 (560347061.1,1016 130567)	14777228.05 (9671235.45,210 84124.91)	54219609.5 (34815990.44,7772 3915.71)	86155114.62 (60957616.8,11687 0749.6)	116884734.4 (86036809.98,1601 20955.5)	149759261.6 (112945809.2,2016 70364.4)	150287230.8 (112033792.3,1946 44899.9)	191082262.1 (143885806.9,2440 15556.8)
Middle SDI	301086338 (232247503.4,3777 52472.1)	4423590.35 (2957519.04,614 2812.92)	17629922.84 (12143378.87,2472 8402.58)	30255646.44 (22066661.69,3944 6650.97)	44266372.55 (32887406.05,5706 1000.45)	61067588.57 (47673754.57,7656 9506.27)	64012120.22 (50517057.05,7789 8716.93)	79431097.07 (64001726.16,9590 5382.01)
Central Europe, Eastern Europe, and Central Asia	94456899.71 (73991173.99,1176 16563.2)	609044.08 (380871.67,9204 05.06)	2206351.5 (1425843.64,32867 65.73)	4921223.51 (3407587.87,65896 09.11)	11897790.13 (8506123.4,158038 63.05)	20196007 (15637388.29,2550 6705.31)	23250556.39 (18749331.92,2836 6785.19)	31375927.11 (25884027.2,37142 429.74)
Central Asia	2109035.02 (1624756.77,26527)	22384.24 (13969.52,33390)	89066.03 (57523.17,131728.4)	202842.98 (137112.91,271487.	353597.68 (246359.32,466728.	454491.23 (351179.32,569615.	445966.97 (365207.74,534684.	540685.89 (453404.79,645118.

	54.66)	.75)	8)	75)	62)	79)	29)	98)
Central Europe	11097696.4 (8228773.69,14362 150.4)	82206.87 (52129.84,11758 2.28)	313003.48 (200178.68,457906. 92)	643808.63 (442555.76,878063. 36)	1186522.91 (845018.88,162401 9.85)	2076464.35 (1512521.03,27347 63.26)	2715260.7 (1983265.26,34941 12.46)	4080429.45 (3193104.24,50557 02.26)
Eastern Europe	81250168.29 (64137643.54,1006 01658.1)	504452.97 (314772.3,76943 2.03)	1804281.98 (1168141.79,26971 30.33)	4074571.9 (2827919.2,544005 8.01)	10357669.55 (7414745.21,13713 114.58)	17665051.41 (13773687.95,2220 2326.26)	20089328.71 (16400858.92,2433 7988.44)	26754811.77 (22237518.17,3144 1608.5)
High income	3123128250 (2546145426,3744 697473)	69273463.21 (56972289,8354 6971.14)	159663889.8 (128997343.3,1960 35190.6)	241801302.2 (196835066.6,2913 62579.6)	371300861.3 (301809131.3,4531 61606.1)	550905479.5 (455326649.5,6615 41985.9)	685517861.5 (548819788,821547 825.2)	1044665393 (857385158.5,1237 501315)
Australasia	8710841 (6224098.97,11570 161.99)	107418.34 (68593.49,15126 2.6)	382633.33 (246526.57,559079. 89)	722657.84 (499419.63,100660 7.32)	1153367.2 (821551.52,160356 2.2)	1662765.93 (1197124.16,22216 63.23)	1833481.04 (1287790.6,237801 6.03)	2848517.32 (2103093,3649970. 72)
High-income Asia Pacific	188107656.2 (137229877.8,2465 71480.9)	1501784.64 (957509.08,2149 728.52)	5906961.25 (3790340.31,85134 49.79)	10628092.78 (7407945.31,14643 610.85)	17152450.54 (12499739.99,2391 3130.02)	29632132.51 (21820143.45,3998 4148.08)	42505119.32 (30387365.78,5551 3850.74)	80781115.17 (60366833.93,1018 53562.9)
High-income North America	2656120782 (2200602487,3135 812926)	64173599.11 (53617979.65,76 447909.71)	141111565.9 (116770955.6,1697 89010.8)	209117237.2 (173930276.7,2470 14552.1)	318850750.3 (263498501.9,3819 09526)	470891393.5 (395337905.5,5550 63570.4)	582192957.9 (472861614.2,6882 97466.2)	869783278.4 (724585253.2,1017 290891)
Southern Latin America	13552795.35 (10031248.34,1752 7771.67)	195526.27 (125370.2,28334 6.81)	676823.52 (424866.28,100042 3.27)	1177542.95 (793377.83,164104 0.95)	1775664 (1214044.15,24141 43.55)	2535901.9 (1899591.41,33159 19.81)	3023442.52 (2269360.99,38028 64.45)	4167894.18 (3304637.46,50700 32.84)
Western Europe	256636175.1 (192057714.2,3332 15132.6)	3295134.86 (2202836.58,451 4723.51)	11585905.79 (7764654.59,16173 226.79)	20155771.43 (14204047.04,2705 6768.44)	32368629.21 (23775293.76,4332 1244.33)	46183285.66 (35071884.99,6095 6684.44)	55962860.73 (42013656.37,7155 5627.76)	87084587.45 (67025340.84,1096 36857.3)
Latin America and Caribbean	256724176.4 (199339283.5,3200 81615.5)	3732325.16 (2529386.88,514 1132.26)	15217458.79 (10590830.5,21197 996.81)	25795145.32 (18945299.4,33474 347.27)	37122909.77 (27681746.23,4764 3598.24)	51573962.62 (40515168.9,64303 867.25)	54878058.14 (43564274.26,6631 9088.48)	68404316.63 (55512577.37,8200 1585.25)
Andean Latin	6105186.65	104756.38	440595.78	749147.3	985206.62	1206332.36	1201283.67	1417864.54

America	(4783559.9,765044 8.38)	(74442.74,14456 7.03)	(312633.43,606595. 76)	(561681.01,956412. 03)	(752257.33,126050 6.1)	(952715.24,151711 6.52)	(966974.63,147083 5.56)	(1162855.51,16944 15.37)
Caribbean	966841.54 (715693.45,126598 7.2)	10622.55 (6743.16,15530. 36)	42934.47 (27562.32,63693.72)	76107.97 (52510.43,103767.2 4)	131354.58 (92444.13,180460.2)	170712.93 (128393.5,227668.3 2)	183508.74 (136322.86,235880. 46)	351600.29 (271717.06,438986. 9)
Central Latin America	97896192.79 (76295223.94,1217 95532.8)	768443.08 (483474.78,1151 492.45)	3232503.43 (2136714.65,46840 15.93)	6869983.44 (4886270.93,91147 36.15)	11940231.58 (8729502.88,15892 994.24)	19099636.82 (15040338.96,2393 6019.38)	23295636.72 (18539161.7,28208 025.32)	32689757.73 (26479760.05,3880 8249.37)
Tropical Latin America	151755955.5 (117544806.2,1893 69647.1)	2848503.15 (1964726.2,3829 542.42)	11501425.11 (8113920.1,158436 91.4)	18099906.6 (13444837.02,2329 9431.84)	24066116.98 (18107541.89,3030 9637.7)	31097280.52 (24393721.2,38623 063.03)	30197629.01 (23921815.06,3640 4347.14)	33945094.08 (27598244.76,4105 9933.6)
North Africa and Middle East	53813487.97 (41213609.76,6853 6362.56)	948459.41 (642772.22,1306 249.37)	3463190.8 (2378274.47,48428 65.24)	5720229.24 (4121779.66,75149 40.48)	8419330.46 (6259154.7,109473 29.53)	11331977.75 (8795895.55,14374 168.9)	11226963.67 (8805506.47,14014 342.9)	12703336.63 (10210226.7,15536 466.13)
South Asia	746831294.6 (548219464.5,9949 38734.7)	14315869.18 (9375455.06,204 33798.6)	52764156 (33867229.02,7566 6427.3)	84022945.61 (59474498.64,1140 19767.9)	114193274 (84088117.27,1565 84379.4)	146517395.1 (110472215.5,1974 70527.5)	147282865.8 (109706571.4,1908 80653.8)	187734788.9 (141235377.7,2398 83180.1)
Southeast Asia, East Asia, and Oceania	3963672117 (3002173899,5045 230021)	35703400.02 (23359875.87,51 457996.62)	131137893.6 (86721327.01,1865 42169.7)	269798455.5 (190353141.5,3592 58167)	579909756.1 (428650764.8,7744 69020.2)	746680139.9 (566883431.1,9624 68792.4)	786169874.5 (605607106.7,9711 18617.7)	1414272597 (1100598252,17399 15258)
East Asia	3942719998 (2987488957,5016 786547)	35338729.07 (23146838.38,50 916705.15)	129918227.2 (85976065.35,1846 95578.6)	267752048.5 (189016165.9,3563 84277.6)	576989624.2 (426656791.8,7703 92191.3)	742750195.4 (564066714.4,9571 18748.3)	781746872.4 (602442597.9,9652 83410.8)	1408224301 (1096183783,17319 95635)
Oceania	4765.34 (3419.14,6330.66)	134.99 (84.97,194.35)	426.61 (274.57,627.3)	637.08 (429.88,881.9)	795.28 (557.52,1069.67)	917.31 (670.54,1218.36)	870.87 (648.2,1100.77)	983.2 (753.46,1238.32)
Southeast Asia	20947353.65 (14681522.83,2843 7143.79)	364535.96 (212952.53,5410 97.12)	1219239.71 (744987.09,184596 3.78)	2045769.95 (1336545.73,28730 07.57)	2919336.68 (1993415.5,407575 9.24)	3929027.13 (2816046.07,53488 25.73)	4422131.22 (3163860.67,58341 06.18)	6047312.99 (4413715.23,79183 84.17)
Sub-Saharan	16783760.83	328496.19	1072645.22	1946551.02	2972469.73	3647176.99	3186879.95	3629541.74

Africa	(12848886.48,2132 4926.11)	(204258.07,4763 49.17)	(693073.42,154035 2.98)	(1406824.58,25312 75.12)	(2251196.29,38155 35.24)	(2838059.08,45918 21.27)	(2531608.87,39333 28.32)	(2923866.17,44362 64.01)
Central Sub-Saharan Africa	313899.64 (223479.32,420402 .41)	8148.24 (4880.71,12182. 67)	23275.14 (14290.18,35566.63)	35123.14 (23178.16,48925.13)	47544.85 (33166.65,65561.97)	60126.58 (43510.98,79520.71)	62483.73 (45582.64,81305.81)	77197.95 (58869.98,97339.5)
Eastern Sub-Saharan Africa	1072501.66 (746575.41,147436 7.74)	31733.93 (18673.26,47568 .89)	93779.52 (56568.44,142434.9 5)	134287.53 (88428.85,188440.7)	169016.62 (117677.07,240072. 25)	206289.65 (147945.79,283840. 24)	202288.02 (144156.82,266960. 77)	235106.38 (173125.18,305049. 94)
Southern Sub-Saharan Africa	10799054.39 (8582670.67,13320 091.15)	121323.15 (77067.1,179099 .21)	486714.18 (326548.35,692465. 59)	1137859.86 (861243.44,142115 3.8)	2007900.79 (1568598.47,24981 23.04)	2531356 (2016600.46,31068 94.96)	2129950.81 (1748066.04,25730 31.4)	2383949.61 (1984546.8,284932 3.15)
Western Sub-Saharan Africa	4598305.14 (3296161.08,61100 64.8)	167290.87 (103636.99,2374 98.4)	468876.37 (295666.45,669885. 81)	639280.49 (433974.12,872755. 5)	748007.47 (531754.1,1011777. 97)	849404.75 (630001.84,112156 5.37)	792157.39 (593803.36,101203 0.34)	933287.79 (707324.21,118455 1.42)

Table S8. Total healthcare expenditure for women of reproductive age in all age groups due to osteoarthritis globally and across regions in 2021

Location	Total healthcare expenditure (95% uncertainty interval, 2020 US\$)							
	All ages (15-49 years)	15-19 years	20-24 years	25-29 years	30-34 years	35-39 years	40-44 years	45-49 years
Global	5070132630 (4210925484,602424 2252)	0 (0,0)	0 (0,0)	0 (0,0)	216762900.4 (172331909.6,268767 057.5)	492321380.8 (387147677.9,615534 797.6)	1138278712 (937068000.4,137754 1687)	3222769637 (2714377896,376239 8710)
SDI quantile								
High SDI	1761788470 (1470200696,208440 3747)	0 (0,0)	0 (0,0)	0 (0,0)	84824184.15 (69385189.65,103711 277.6)	184729730 (149252955.6,225428 448.3)	432687097.5 (360809017.2,518308 144.7)	1059547458 (890753534,1236955 876)
High-middle SDI	2634042458 (2184272862,313612 0389)	0 (0,0)	0 (0,0)	0 (0,0)	96730003.88 (75180180.37,121089 044.5)	229100062.9 (176139938.5,292655 695.5)	530730882.7 (432739780,6474008 49.8)	1777481509 (1500212964,207497 4799)
Low SDI	1722169.27 (1410084.86,2082936 .77)	0 (0,0)	0 (0,0)	0 (0,0)	106776.56 (81280.99,136829.28)	214713.32 (168603.45,271681.5))	455575.39 (371631.73,558719.8 8)	945104.01 (788568.69,1115706. 12)
Low-middle SDI	521676771.5 (430474550.5,620679 159.4)	0 (0,0)	0 (0,0)	0 (0,0)	28810022.81 (22866977.68,358356 80.63)	62909456.6 (49593666.23,778039 15.45)	136516537.4 (112103033.7,165099 601.5)	293440754.6 (245910872.9,34193 9961.8)
Middle SDI	150902761.1 (124567289.9,180956 020.1)	0 (0,0)	0 (0,0)	0 (0,0)	6291913.02 (4818280.94,7994225 .47)	15367417.97 (11992514.12,193750 56.82)	37888618.61 (31044537.79,461743 71.33)	91354811.53 (76711957.06,10741 2366.5)
Central Europe, Eastern Europe, and Central Asia	47202334.21 (37773393.3,5842555 0.72)	0 (0,0)	0 (0,0)	0 (0,0)	1696398.64 (1229722.25,2230113 .04)	4390500.4 (3379987.01,5604145 .62)	11372608.03 (9046570.61,1410262 6.65)	29742827.15 (24117113.43,36488 665.41)
Central Asia	841925.11 (663734.92,1050031. 21)	0 (0,0)	0 (0,0)	0 (0,0)	39297.51 (28972.44,51422.83)	82198.96 (63741.94,104624.97)	197353.35 (156380.97,247370.5 6)	523075.28 (414639.56,646612.8 5)

Central Europe	5433398.2 (4426668.7,6639672.34)	0 (0,0)	0 (0,0)	0 (0,0)	187979.76 (138750.94,241666.26)	481254.01 (375884.6,613469.33)	1332156.78 (1080100.98,1649241.51)	3432007.64 (2831932.19,4135295.23)
Eastern Europe	40927010.91 (32682989.68,50735847.17)	0 (0,0)	0 (0,0)	0 (0,0)	1469121.36 (1061998.87,1937023.95)	3827047.42 (2940360.47,4886051.32)	9843097.89 (7810088.66,12206014.58)	25787744.23 (20870541.68,31706757.32)
High income	1783612414 (1488298965,2110494370)	0 (0,0)	0 (0,0)	0 (0,0)	85457704 (69888814.75,104504084.9)	186222365.4 (150446655.7,227300805)	437493525.7 (364758445.5,524200496.2)	1074438819 (903205048.8,1254488983)
Australasia	4314187.17 (3582800.02,5198166.78)	0 (0,0)	0 (0,0)	0 (0,0)	193618.65 (152306.19,241234.95)	454627.83 (359789.3,568146.11)	1031713.89 (848015.06,1259646.16)	2634226.8 (2222689.48,3129139.55)
High-income Asia Pacific	126019932.6 (104250656.2,151172913.5)	0 (0,0)	0 (0,0)	0 (0,0)	3015599.38 (2319508.72,3843035.4)	8583624.81 (6709692.99,10764067.59)	26449897.14 (21497622.78,32336916.48)	87970811.27 (73723831.74,104228894.1)
High-income North America	1521088665 (1271461253,1796126981)	0 (0,0)	0 (0,0)	0 (0,0)	76668703.15 (63078140.93,93407926.55)	164585035.2 (133397583.5,200197524.8)	378153347.6 (316147316.6,452001467.3)	901681578.6 (758838212.3,1050520063)
Southern Latin America	5756799.16 (4734811.32,6945951.17)	0 (0,0)	0 (0,0)	0 (0,0)	263873.97 (204361.28,329036.13)	605593.14 (471083.23,758298.99)	1471482.71 (1200505.85,1812491.47)	3415849.34 (2858860.96,4046124.58)
Western Europe	126432830.2 (104269443.9,151050356.9)	0 (0,0)	0 (0,0)	0 (0,0)	5315908.85 (4134497.63,6682851.88)	11993484.39 (9508506.65,15012767.55)	30387084.4 (25064985.25,36789974.84)	78736352.55 (65561454.33,92564762.66)
Latin America and Caribbean	100590866.3 (83007304.1,120566571.5)	0 (0,0)	0 (0,0)	0 (0,0)	4098498.56 (3152424.15,5197119.67)	10133492.82 (7915362.18,12770738.77)	25241692.99 (20656353.1,30668459.33)	61117181.96 (51283164.68,71930253.71)
Andean Latin	1251595.19 (1026490.84,1509031)	0 (0,0)	0 (0,0)	0 (0,0)	58698.8 (44678.29,74755.7)	140015.94 (110508.04,177685.4)	324843.69 (265152.3,396491.99)	728036.75 (606152.21,860098.4)

America	.52)					1))	2)
Caribbean	542374.08 (445818.25,647422.34)	0 (0,0)	0 (0,0)	0 (0,0)	21502.68 (16448.3,27466.64)	48490.76 (37737.74,61376.76)	112210.11 (91498.93,136749.77)	360170.53 (300133.28,421829.17)
Central Latin America	23022611.18 (18981827.53,27573625.12)	0 (0,0)	0 (0,0)	0 (0,0)	938371.1 (724073.46,1194428.6)	2224211.17 (1747434.32,2780066.79)	5564357.6 (4526113.15,6757208.98)	14295671.3 (11984206.6,16841920.75)
Tropical Latin America	75774285.9 (62553167.48,90836492.51)	0 (0,0)	0 (0,0)	0 (0,0)	3079925.98 (2367224.1,3900468.73)	7720774.94 (6019682.07,9751609.81)	19240281.59 (15773588.72,23378008.58)	45733303.38 (38392672.6,53806405.38)
North Africa and Middle East	27645970 (22686764.66,33365205.83)	0 (0,0)	0 (0,0)	0 (0,0)	1315897.03 (995435.56,1679341.24)	3235587.51 (2528032.29,4100362)	7343528.71 (5993029.75,8996066.48)	15750956.76 (13170267.06,18589436.1)
South Asia	510268630.6 (421103227.8,606948080.4)	0 (0,0)	0 (0,0)	0 (0,0)	28179518.18 (22384782.4,35032340.56)	61579014.56 (48551035.23,76124261.51)	133594203.6 (109712818,161538277.4)	286915894.3 (240454592.2,334253200.9)
Southeast Asia, East Asia, and Oceania	2590903535 (2149915323,3082442879)	0 (0,0)	0 (0,0)	0 (0,0)	95443089 (74248174.86,119391363.4)	225627355.1 (173435656.8,288199561.3)	520771334.2 (424882876.7,635000940.1)	1749061757 (1477348615,2039851014)
East Asia	2550975319 (2116858185,3034700585)	0 (0,0)	0 (0,0)	0 (0,0)	93771745.12 (72970682.5,117267646)	221651071 (170345410.6,283190026.6)	510817075.8 (416700372.5,622827769.2)	1724735427 (1456841719,2011415144)
Oceania	8638.1 (7080.35,10393.02)	0 (0,0)	0 (0,0)	0 (0,0)	447.05 (344.79,557.26)	1027.13 (800.39,1310.19)	2278.38 (1852.18,2808.21)	4885.54 (4082.99,5717.36)
Southeast Asia	39919578.7 (33050058.23,47731900.14)	0 (0,0)	0 (0,0)	0 (0,0)	1670896.83 (1277147.57,2123160.08)	3975256.95 (3089445.81,5008224.5)	9951979.95 (8180651.98,12170362.76)	24321444.96 (20502812.86,28430152.8)
Sub-Saharan	9908879.79	0 (0,0)	0 (0,0)	0 (0,0)	571795.02	1133065.12	2461818.48	5742201.18

Africa	(8140506.26,1199959 5.28)				(432555.67,732694.7 5)	(890948.77,1434923. 33)	(2017906.73,3034821)	(4799095.1,6797156. 2)
Central Sub-Saharan Africa	295479.79 (240902.61,359258.3)	0 (0,0)	0 (0,0)	0 (0,0)	17722.73 (13303.24,22849.67)	35604.3 (27719.28,45537.95)	76800.55 (62112.61,94706.03)	165352.22 (137767.48,196164.6 6)
Eastern Sub-Saharan Africa	1223899.37 (1001066.1,1485202. 04)	0 (0,0)	0 (0,0)	0 (0,0)	77212.9 (58116.94,99562.63)	150727.28 (118243.78,191053.5 9)	322215.78 (263335.03,395968.5 2)	673743.41 (561370.35,798617.3)
Southern Sub-Saharan Africa	3271207.8 (2670267,4013676.32)	0 (0,0)	0 (0,0)	0 (0,0)	174464.27 (128814.27,225779.9 9)	372643.3 (292361.73,474386.7 8)	802448.12 (653663.11,1009746. 14)	1921652.1 (1595427.89,230376 3.4)
Western Sub-Saharan Africa	5118292.84 (4228270.55,6141458 .62)	0 (0,0)	0 (0,0)	0 (0,0)	302395.12 (232321.22,384502.4 6)	574090.24 (452623.98,723945)	1260354.03 (1038795.98,1534400 .31)	2981453.45 (2504529.37,349861 0.84)

Table S9. Total healthcare expenditure for women of reproductive age in all age groups due to neck pain globally and across regions in 2021

Location	Total healthcare expenditure (95% uncertainty interval, 2020 US\$)							
	All ages (15-49 years)	15-19 years	20-24 years	25-29 years	30-34 years	35-39 years	40-44 years	45-49 years
Global	13640668506 (7940360396,2199 0342582)	262062394.5 (143385070,441 979868.7)	418509551.6 (222081823.7,7401 15288)	837155295 (442072779.8,1397 877802)	1640230843 (984953625.4,2654 180026)	2452564110 (1409729844,40222 01201)	3225224539 (1887396238,50332 94613)	4804921774 (2850741016,77006 93783)
SDI quantile								
High SDI	4853072555 (2824839286,7747 888831)	144670130.9 (80043239.36,24 3489891.9)	216379400.3 (116721912.2,3843 40634.2)	382851699.8 (203764932.8,6266 73812.8)	611490962.8 (372098928,99457 9049.7)	904524037.6 (522602920.7,1441 402626)	1169656675 (693693753.5,1832 693547)	1423499649 (835913599.9,2224 709269)
High-middle SDI	6942474078 (4048346433,1126 6844097)	68569321.6 (36797476.23,11 6055949.2)	125859389.5 (65375757.86,2216 80255.6)	313605555.7 (164175010.3,5342 90347.8)	798167405.6 (475379196.8,1285 956267)	1193566329 (682047321.4,2009 152017)	1599389047 (925904238.7,2495 031536)	2843317030 (1698667432,46046 77724)
Low SDI	10866974.2 (6315536.02,17330 029.76)	365279.71 (196766.79,6207 51.13)	501380.95 (262923.07,876985. 55)	887810.16 (472409.76,148998 2.04)	1438632.84 (865661.11,234425 6.94)	2145136.11 (1218455.5,346542 4.93)	2659668.48 (1575467.19,40856 29.12)	2869065.96 (1723852.6,444700 0.05)
Low-middle SDI	1183649277 (684646230.4,1915 795135)	33976155.14 (18516325.84,57 580183.13)	49107612.66 (25583241.29,8604 3419.33)	88038221.66 (46113011.15,1494 35558.3)	145713921.7 (86443219.48,2355 22096.9)	226711552.5 (131721396.7,3657 04824.4)	293166409.9 (172339367.5,4542 49991.4)	346935403.8 (203929668.5,5672 59061.1)
Middle SDI	650605620.9 (376212910.3,1042 484490)	14481507.12 (7831261.72,242 33093.29)	26661768.26 (14137989.36,4717 3993.34)	51772007.63 (27547415.79,8598 8100.8)	83419919.54 (50166620.05,1357 78355.9)	125617055.1 (72139749.37,2024 76309)	160352737.8 (93883411.15,2472 33908.9)	188300625.5 (110506462.9,2996 00729.1)
Central Europe, Eastern Europe, and Central Asia	153656921.8 (88494475.12,2462 62771.5)	2877625.02 (1599081,48025 51.33)	4275763.44 (2204869.21,75732 33.59)	8692729.24 (4637924.34,14877 522.27)	18821017.78 (11260653.49,3063 8890.57)	30623014.39 (17693429.79,4925 7991.99)	39448136.24 (22776064.67,6076 1608.65)	48918635.68 (28322452.64,7835 0973.13)
Central Asia	2917932.32 (1674282.71,46559)	77093.28 (41295.99,13185)	121475.38 (63006.83,218117.0)	254124.6 (131814.12,424278.	420990 (250754.06,688273)	561319.67 (319542.77,898521.	673019.54 (401616.78,102697)	809909.85 (466252.15,126794)

	67.79)	8.83)	6)	79)	.26)	02)	3.36)	5.48)
Central Europe	18739676.84 (10788787.27,2994 4898.24)	327947.12 (180560.58,5507 92.43)	549952.26 (283966.24,977100. 22)	1140205.17 (604906.95,194173 7.17)	2059047.99 (1230714.45,33551 25.17)	3499963.18 (2016117.2,562420 2.18)	4987150.34 (2902551.23,76644 99.48)	6175410.79 (3569970.62,98314 41.59)
Eastern Europe	131999312.6 (76031405.15,2116 61905.5)	2472584.62 (1377224.43,411 9900.08)	3604335.8 (1857896.14,63780 16.31)	7298399.46 (3901203.27,12511 506.31)	16340979.79 (9779184.97,26595 492.14)	26561731.53 (15357769.82,4273 5268.79)	33787966.36 (19471896.65,5207 0135.82)	41933315.04 (24286229.86,6725 1586.07)
High income	4917455537 (2861484459,7849 695053)	146458713.2 (81023818.97,24 6568748.2)	218300117.5 (117721184.1,3879 34584.1)	385639369.3 (205280460.7,6312 40499.5)	615794689.2 (374571431,10017 73128)	912288498.8 (526726603.8,1453 485588)	1185990188 (703239702.5,1857 414396)	1452983961 (852921258.2,2271 278109)
Australasia	6371429.53 (3661762.66,10228 701.25)	197018.34 (107926.29,3381 11.59)	257017.2 (133614.24,447985. 07)	478001.18 (258199.28,782822. 37)	764537.47 (462473.7,1246331 .79)	1115383.29 (640194.21,180484 5.69)	1468067.49 (864505.76,228407 7.21)	2091404.56 (1194849.19,33245 27.53)
High-income Asia Pacific	271934957.8 (157460445.1,4340 94381.5)	6021871.01 (3254045.26,103 75069.43)	9220079.66 (4819104.98,16638 817.72)	15851047.14 (8575318.54,26197 887.95)	25020991.03 (15112652.65,4064 3287.93)	43322750.53 (24713575.48,6950 0203.36)	67907652.44 (39748786.81,1045 24172.2)	104590566 (61236961.4,16621 4942.9)
High-income North America	4127188576 (2396878597,6615 614928)	129175949.5 (71424085.87,21 7423251)	194003139.1 (104855918.7,3449 46897.4)	341441790.7 (181135233.4,5589 30891)	536134812.3 (326599567.8,8736 33773)	776613913 (448999603.2,1242 530179)	984139642.8 (581986562.6,1552 048769)	1165679328 (681877625.1,1826 101168)
Southern Latin America	15237021.47 (8820410.84,23896 103.66)	485946.75 (265487.3,81972 8.67)	703868.15 (375755.35,124300 5.65)	1202066.81 (649046.7,1965435. 68)	1860399.56 (1125887.74,30213 26.01)	2770244.02 (1561309.3,433326 6.04)	3726173.98 (2199313.45,56651 40.34)	4488322.2 (2643611.02,68482 01.28)
Western Europe	496723552.9 (294663244,76586 0938.9)	10577927.67 (5972274.26,176 12587.44)	14116013.4 (7536790.82,24657 878.33)	26666463.54 (14662662.85,4336 3462.52)	52013948.84 (31270849.04,8322 8408.92)	88466208.05 (50811921.65,1353 17094.3)	128748651.4 (78440533.89,1928 92237.8)	176134340.1 (105968211.5,2687 89269.6)
Latin America and Caribbean	395921860.7 (229003555.7,6343 36288.6)	10451815.88 (5653510.68,174 53352.55)	19634117.1 (10407113.84,3476 0446.29)	36713162.9 (19700786.54,6048 8646.78)	54361546.84 (33102296.83,8838 2625.28)	76161523.22 (44177229.79,1221 08452.1)	92691500.39 (54146252.15,1431 58686.1)	105908194.4 (61816365.83,1679 84079.6)
Andean Latin	4015299.99	118413.13	217577.52	409975.45	576678.82	758561.65	904953.64	1029139.78

America	(2317438.45,6433126.75)	(63777.08,199270)	(113199.12,377900.17)	(219268.35,678092.67)	(349634.18,923777.02)	(422894.61,1209343.53)	(540869.16,1410633.64)	(607795.95,1634109.72)
Caribbean	1699293.18 (984257.16,2718427.66)	42059.53 (22653.19,70779.34)	77910.07 (40534.31,135318.38)	143967.09 (76998.37,238119.27)	234085.23 (141923.4,374979.22)	295219.25 (164583.37,470655.77)	347346.96 (207600.93,541441.39)	558705.06 (329963.58,887134.3)
Central Latin America	89411464.3 (51761244.05,143008792.7)	2780587.8 (1524928.64,4694102.38)	4733264.22 (2510378.63,8284992.26)	8457042.42 (4435397.93,14294845.23)	12022371.6 (7126791.66,19539120.54)	16373484.83 (9444367.93,26367508.72)	20301923.54 (12151643.71,31053600.71)	24742789.89 (14567735.56,38774622.81)
Tropical Latin America	300795803.3 (173940616,482175941.6)	7510755.43 (4042151.78,12489200.82)	14605365.29 (7743001.78,25962235.48)	27702177.94 (14969121.88,45277589.63)	41528411.18 (25483947.59,67544748.5)	58734257.49 (34145383.88,94060944.05)	71137276.25 (41246138.35,110153010.3)	79577559.67 (46310870.75,126688212.7)
North Africa and Middle East	218933568 (129045944.5,343057266.4)	3228636.07 (1758309.64,5431292.6)	5438756.51 (2860936,9448629.74)	11857473.82 (6277515.14,19797311.19)	25245772.13 (15313894.32,41008843.45)	45766519.58 (26251861.53,72899662.29)	60609799.67 (36335022.89,92749561.42)	66786610.25 (40248405,101721965.7)
South Asia	1092020556 (631053122.2,1770217928)	31143930.11 (16952883.14,52823387.88)	45117362.21 (23479041.92,79009882.73)	81018524.04 (42338092.68,137722316)	134371262.9 (79527830.44,217135420.4)	208935945.3 (121509915.7,337298569.9)	270255002.1 (158657258.7,419149477.1)	321178529.1 (188588099.6,527078874.4)
Southeast Asia, East Asia, and Oceania	6789075188 (3958639646,11028617382)	65340148.27 (34983169.57,110584562.1)	122270482.3 (63570011.19,215219102.8)	307189742.6 (160600601.4,523593418.2)	782253751 (465525299,1259937485)	1164762126 (665301555.8,1964506867)	1558389601 (901730346.9,2432892364)	2788869336 (1666928662,4521883582)
East Asia	6628594616 (3866468492,10769228312)	62665269.39 (33543774.13,106097433.7)	117376519.8 (60975262.48,206561059.7)	297108986.4 (155352730,506533952.2)	764630931 (455299433.6,1231101225)	1136192764 (649365803.9,1917795463)	1516587123 (877338867.8,2368194535)	2734033022 (1634592620,4432944643)
Oceania	31977.2 (18437.8,50961.74)	709.35 (383.08,1214.58)	1304.85 (689.07,2254.89)	2579.17 (1355.46,4324.17)	4131.46 (2453.89,6621.32)	5942.56 (3413.58,9703.14)	7841.07 (4646.59,12055.27)	9468.75 (5496.12,14788.38)
Southeast Asia	160448594.5 (92152716.22,259338108.2)	2674169.53 (1439012.36,4485913.85)	4892657.7 (2594059.64,8655788.16)	10078176.97 (5246515.94,17055141.89)	17618688.47 (10223411.57,28829638.35)	28563418.91 (15932338.3,46701701.52)	41794637.39 (24386832.48,64685774.26)	54826845.54 (32330545.93,88924150.18)

Sub-Saharan Africa	73604874.66 (42639193.38,118155893)	2561525.91 (1414296.96,4315974.07)	3472952.52 (1838667.46,6169408.76)	6044293.09 (3237398.94,10158087.86)	9382802.81 (5652220.32,15303633.83)	14026482.94 (8069247.31,22644069.63)	17840310.86 (10511590.21,27168519.27)	20276506.54 (11915772.18,32396199.59)
Central Sub-Saharan Africa	1789904.42 (1035738.22,2848719.6)	67600.71 (36452.46,113930.08)	88145.47 (47261.64,154760.97)	150734.4 (82226.73,246909.8)	238955.11 (143587.31,392668.46)	346020.52 (196092.47,555355.36)	430276.89 (254183.62,652607.6)	468171.32 (275933.98,732487.33)
Eastern Sub-Saharan Africa	6299953.56 (3624490.34,10195868.49)	229673.46 (122533.43,395534.38)	308592.19 (162483.98,541939.15)	530854.77 (279419.97,900364.42)	847312.5 (500746.03,1374577.7)	1258224.69 (708105.03,2077318.18)	1536299.9 (896950.31,2388741.02)	1588996.06 (954251.6,2517393.64)
Southern Sub-Saharan Africa	19418778.36 (11163907.71,31092443.33)	419180.13 (227843.04,710788.21)	638496.48 (338251.99,1128591.37)	1387787.91 (718905.94,2343024.95)	2544137.11 (1489853.81,4282081.29)	3974619.92 (2279770.48,6392459.44)	4887985.98 (2833632.48,7300095.44)	5566570.83 (3275649.97,8935402.63)
Western Sub-Saharan Africa	46096238.32 (26815057.1,74018861.58)	1845071.61 (1027468.03,3095721.4)	2437718.38 (1290669.85,434417.26)	3974916.01 (2156846.3,6667788.68)	5752398.08 (3518033.17,9254306.38)	8447617.81 (4885279.34,13618936.65)	10985748.09 (6526823.79,16827075.21)	12652768.32 (7409936.62,20210915.99)

Table S10. Total healthcare expenditure for women of reproductive age in all age groups due to low back pain globally and across regions in 2021

Location	Total healthcare expenditure (95% uncertainty interval, 2020 US\$)							
	All ages (15-49 years)	15-19 years	20-24 years	25-29 years	30-34 years	35-39 years	40-44 years	45-49 years
Global	16701360205 (12712578082,214 60601532)	664440945.3 (503948005.2,8 51753657.4)	854303908.4 (644267655.5,1105 458960)	1355405182 (1034196678,17428 80307)	2119468294 (1616481664,27272 59489)	2903856369 (2246560500,3675 534869)	3589091758 (2733123816,4600 991426)	5214793747 (3933999763,67567 22823)
SDI quantile								
High SDI	8394423862 (6773832632,1028 0053894)	343167627.1 (274548095.4,4 22647722)	446039612.7 (357930956.2,5510 93783.7)	753251833.6 (607964971.3,9219 49789.5)	1143567497 (921916466.7,1405 906910)	1528180324 (1246349004,1848 400144)	1846858554 (1497580593,2249 158623)	2333358413 (1867542546,28808 96922)
High-middle SDI	5312972482 (3793504955,7174 036213)	177545712.4 (127014335.4,2 36992783)	221878169.5 (155125041,301501 177.8)	334343190.2 (235083880.6,4580 20981.3)	607149681.8 (432633673.9,8223 35332.1)	847368482.8 (613767747.6,1131 072502)	1081775504 (764943472.4,1471 077506)	2042911742 (1464936805,27530 35931)
Low SDI	11669155.02 (8344825.6,157719 17.81)	922698.09 (656938.04,125 0509.05)	1010109.46 (709981.96,137915 3.4)	1357635.09 (964868.28,183540 4.83)	1701740.45 (1207740.6,230122 3.09)	2079763.68 (1523273.51,27971 20.18)	2216873.81 (1592722.96,29747 75.87)	2380334.44 (1689300.25,32337 31.38)
Low-middle SDI	2180406352 (1559959190,2917 541141)	107311418.1 (76222650.91,1 43704255.3)	136155236.7 (95334495.4,18446 8107.9)	192824389.1 (136757159.3,2624 65835.8)	263607402.1 (186590622.6,3581 40299.4)	378718195.3 (275912700.4,4990 70815.7)	479339827.7 (341795222.9,6380 82286.9)	622449883.4 (447346338.9,8316 09539.7)
Middle SDI	801888354 (576936478.3,1073 198366)	35493489.57 (25505985.53,4 7158388)	49220780.07 (35167180.94,6701 6737.5)	73628134.47 (53425798.29,9860 8295.54)	103441973 (74133160.63,1385 75724.1)	147509603.1 (109007774.6,1941 94287.6)	178900998.6 (127211804.6,2396 98234)	213693375.2 (152484773.7,2879 46699)
Central Europe, Eastern Europe, and Central Asia	252719343.1 (183194144.8,3351 05353.3)	7836452.54 (5643246.38,10 385093.14)	8210472.96 (5869263.56,11155 701.84)	13178999.23 (9493607.02,17631 623.97)	27766752.12 (19955620.57,3719 2285.33)	47964905.11 (35510147.63,6268 9334.11)	63608132.21 (45551631.32,8400 7710.94)	84153628.9 (61170628.28,1120 43604)
Central Asia	4569818.57 (3277010.8,616664)	184847.5 (131502.25,252)	204000.63 (141855.1,281638.0)	354771.67 (252893.99,476374.	605813.82 (427753.14,824042.	850142.48 (628336.63,113479)	1034205.65 (741001.2,1385153)	1336036.82 (953668.49,181242)

	1.78)	208.63)	4)	74)	62)	4.82)	.2)	9.74)
Central Europe	37426886.56 (27186874.04,4930 2450.48)	1176242.65 (852797.04,155 4525.16)	1417834.1 (1022411.59,19258 79.83)	2275127.02 (1652267.34,30078 09.15)	3949211.84 (2822754.77,52348 44.32)	6753203.04 (4986632.25,87885 65.2)	9427186.98 (6816653.87,12401 128.87)	12428080.93 (9033357.17,16389 697.94)
Eastern Europe	210722637.9 (152730259.9,2796 36261)	6475362.39 (4658947.1,857 8359.36)	6588638.24 (4704996.87,89481 83.98)	10549100.54 (7588445.69,14147 440.09)	23211726.47 (16705112.67,3113 3398.38)	40361559.59 (29895178.75,5276 5974.09)	53146739.58 (37993976.25,7022 1428.87)	70389511.14 (51183602.61,9384 1476.29)
High income	8480259148 (6834067419,1039 8451380)	346748812.1 (277120114.3,4 27424024.1)	450458010.4 (36099500.1,5571 62035.4)	759329358.8 (612239185.8,9302 81186.7)	1151383245 (927418955.8,1416 675204)	1539691443 (1254504748,1864 403383)	1866558675 (1511330164,2276 217013)	2366089604 (1890454752,29262 88534)
Australasia	28427292.81 (20644299.81,3780 0541.33)	1050517.55 (775000.98,139 1774.72)	1714185.02 (1225912.77,23008 81.66)	2781255.8 (1993666.86,37113 67.55)	3839934.23 (2756122.68,51919 70.83)	5254268.8 (3884279.8,688442 4.97)	5986650.66 (4307031.02,79734 69.2)	7800480.75 (5702285.71,10346 652.39)
High-income Asia Pacific	592478080.2 (429264118.8,7836 95842.3)	20124696.54 (14663721.92,2 6363501.95)	28183609.6 (20061981.75,3803 7529.77)	42068412 (30944577.77,5582 7082.43)	59576778.71 (42530319.81,7929 5628.84)	94555347.37 (70290955.71,1244 49318.7)	136053614.9 (97575000.65,1787 17087.8)	211915621.1 (153197561.2,2810 05692.8)
High-income North America	7209977971 (5914468853,8707 639916)	299172671 (242506545.1,3 64645953.3)	385941969.6 (315129548.1,4699 58262.6)	661413877.1 (540889372.2,7995 33387.3)	1009248303 (825966141.4,1226 793011)	1328963744 (1098308735,1585 855982)	1578539980 (1304167826,1895 249660)	1946697426 (1587500686,23656 03660)
Southern Latin America	34754441.9 (25182185.21,4620 3072.27)	1530430.89 (1112494.37,20 28567.29)	2202187.51 (1550304.75,29717 52.1)	3320387.86 (2382490.54,44287 49)	4542551.89 (3284139.02,60311 01.16)	6249395.56 (4620077.36,82304 01.88)	7697116.16 (5570908.71,10268 093.07)	9212372.03 (6661770.46,12244 407.76)
Western Europe	614621362 (444507962.3,8231 12007.7)	24870496.05 (18062351.91,3 2994226.84)	32416058.62 (23031752.78,4389 3609.27)	49745426.04 (36029078.46,6678 0600.44)	74175676.4 (52882232.91,9936 3491.96)	104668686.7 (77400699.85,1389 83255.5)	138281313.8 (99709397.68,1840 08703.1)	190463704.4 (137392448.7,2570 88120.6)
Latin America and Caribbean	559202371.9 (403049676.3,7471 54518.1)	26139086.21 (18818116.5,34 669892.77)	36524593.65 (26030651.88,4965 4318.88)	52854118.88 (38491617.97,7071 8009.54)	72101245.95 (51878558.96,9622 4961.4)	102390834 (75732628.31,1346 02102)	123512885.9 (87967249.09,1648 57205.9)	145679607.3 (104130853.6,1964 28027.6)
Andean Latin	3704589.58	184860.35	251207.09	384343.24	505509.86	662252.81	782842.69	933573.53

America	(2628970.05,50421 94.26)	(131032.8,2464 15.83)	(175754.57,340606. 12)	(272870.64,519264. 49)	(357611.15,689730. 8)	(475581.63,882971 .5)	(557483.98,107155 0.88)	(658635.27,129165 4.65)
Caribbean	1720861.08 (1280237.01,22603 20.13)	72119.26 (52891.96,9699 2.53)	100312.02 (71479.57,135007.2 3)	149571.99 (109290.77,198414. 29)	222107.11 (164292.05,291626. 33)	278377.44 (208388.83,364026 .72)	332592.9 (249900.41,434426 .77)	565780.36 (423993.43,739826. 25)
Central Latin America	119042420.6 (85661142.72,1596 10811.5)	5381681.46 (3887949.36,71 17435.86)	7925018.41 (5613326.68,10873 595.32)	12575205.16 (9059315.51,16826 229.5)	16645335.26 (11832367.89,2223 0332.15)	21306179.58 (15725472.01,2817 3004.6)	24997134.66 (18001987.18,3343 0902.57)	30211866.03 (21540724.08,4095 9311.52)
Tropical Latin America	434734500.7 (313479326.5,5802 41192.2)	20500425.14 (14746242.37,2 7209048.56)	28248056.13 (20170091.05,3830 5110.22)	39744998.49 (29050141.05,5317 4101.26)	54728293.73 (39524287.87,7301 3272.12)	80144024.21 (59323185.84,1051 82099.1)	97400315.67 (69157877.52,1299 20325.7)	113968387.3 (81507500.81,1534 37235.2)
North Africa and Middle East	161478081.3 (115968822.9,2172 61274.2)	9260037.18 (6672244.55,12 394879.27)	10330110.86 (7386904.64,14048 332.97)	15156597.08 (10924046.21,2044 6071.45)	22879444.46 (16294950.99,3080 3649.19)	31984124.46 (23480914.98,4228 1895.05)	35064622.36 (25018796.44,4715 9455.59)	36803144.86 (26190965.08,5012 6990.7)
South Asia	2111566312 (1510603748,2825 018390)	102318999.2 (72643828,1369 53672.4)	130686388.8 (91435145.18,1770 33338.9)	185410697.3 (131464908.5,2524 43306.9)	254013825.5 (179770450.2,3452 52477)	366164752.1 (266685496,48237 4430.8)	465526385.3 (331895237.9,6196 16612.8)	607445263.7 (436708681.9,8113 44551.1)
Southeast Asia, East Asia, and Oceania	5083179157 (3627823390,6866 477457)	168784584.3 (120660663.2,2 25390563.5)	214190885.9 (149780704.3,2910 75923.6)	323863007.8 (227593211.4,4437 84564)	583923156.6 (415914010,791180 737.6)	806028468.2 (583580211.2,1076 410631)	1024118078 (723704921.5,1394 814273)	1962270976 (1406589669,26438 20764)
East Asia	4905679636 (3500990050,6627 303526)	162569202.4 (116237368.1,2 17089634.4)	204940851.3 (143129657.4,2784 25147.7)	308712124.1 (216741491.4,4234 00043.3)	562274373.4 (400593700,761763 776.5)	774840519.4 (560606779.1,1034 969113)	983028871.2 (694660777.3,1339 054089)	1909313694 (1369020277,25726 01722)
Oceania	35799.37 (25489.8,48469.72)	1785.48 (1258.09,2401.9 8)	2525.67 (1740.66,3463.18)	3762.98 (2643.74,5136.93)	4843.15 (3459.01,6544.43)	6358.14 (4649.03,8486.67)	7575.4 (5405.31,10259.01)	8948.54 (6333.97,12177.52)
Southeast Asia	177463721.6 (126807850.4,2391 25462.1)	6213596.34 (4422037.02,82 98527.06)	9247508.88 (6649306.22,12647 312.75)	15147120.75 (10849076.18,2037 9383.83)	21643939.99 (15316851.01,2941 0416.73)	31181590.61 (22968783.09,4143 3032.1)	41081631.47 (29038738.92,5574 9925.33)	52948333.54 (37563057.92,7120 6864.33)

Sub-Saharan Africa	52955791.78 (37870881.12,7113 3158.96)	3352973.85 (2389792.29,45 35532.23)	3903445.85 (2765485.79,53293 08.66)	5612403.33 (3990100.95,75755 44.36)	7400624.73 (5249117.84,99301 74.71)	9631842.61 (7066354.68,12773 092.79)	10702979.23 (7655815.62,14319 154.08)	12351522.18 (8754213.97,16670 352.13)
Central Sub-Saharan Africa	1741165.08 (1231481.61,23613 21.84)	128047.48 (90466.24,1763 48.94)	138971.97 (96424.84,191995.8 7)	191232.7 (134426.46,257796. 49)	252493.22 (178106.13,343576. 01)	314618.04 (227065.31,422515 .44)	343691.8 (246273.12,461791 .35)	372109.89 (258719.51,507297. 76)
Eastern Sub-Saharan Africa	8105711.01 (5794972.83,10930 383.7)	595358.17 (420714.09,806 106.83)	691747.77 (487077.77,938889. 48)	950585.67 (678866.95,128323 8.97)	1209273.51 (857394.26,163573 5)	1482575.79 (1089158.76,19867 05.85)	1543981.91 (1103990.36,20716 37)	1632188.18 (1157770.65,22080 70.57)
Southern Sub-Saharan Africa	12894909.26 (9216949.22,17341 865.16)	497940.11 (357588.87,670 492.05)	650295.77 (461088.33,897239. 6)	1191929.17 (847127.96,159751 6)	1841328.34 (1301954.94,24565 72.46)	2475061.01 (1798442.45,32933 94.4)	2735818.53 (1967385.03,36909 10.97)	3502536.33 (2483361.64,47357 39.67)
Western Sub-Saharan Africa	30214006.43 (21627477.47,4049 9588.25)	2131628.08 (1521023.1,288 2584.41)	2422430.34 (1720894.85,33011 83.71)	3278655.79 (2329679.58,44369 92.91)	4097529.66 (2911662.51,54942 91.24)	5359587.77 (3951688.16,70704 77.1)	6079487 (4338167.11,80948 14.75)	6844687.78 (4854362.17,92192 44.13)

Table S11. Total healthcare expenditure for women of reproductive age in all age groups due to rheumatoid arthritis in 204 countries or territories in 2021

Location	Total healthcare expenditure (95% uncertainty interval, 2020 US\$)							
	All ages (15-49 years)	15-19 years	20-24 years	25-29 years	30-34 years	35-39 years	40-44 years	45-49 years
Afghanistan	145301.25 (109964.76,184855.79)	6129.99 (4166.44,8422.92)	18232.02 (12505.3,25842.15)	24143.07 (17260.13,31970.82)	22372.62 (16738.67,28468.01)	21394.38 (16568.02,26695.09)	20104.56 (15906.57,24207.6)	32924.63 (26819.65,39249.2)
Albania	7279.59 (5318.52,9524.06)	103.72 (66.54,148.49)	419.98 (268.86,601.67)	712.8 (495.78,971.34)	963.91 (682.82,1299.03)	1242.79 (916.35,1619.29)	1460.33 (1067.19,1880.78)	2376.06 (1820.98,3003.45)
Algeria	1484855.42 (1136768.49,1883716.3)	24279.32 (16122.55,33432.79)	84319.82 (57461.06,116122.48)	158833.59 (116198.33,206738)	242068.11 (182268.61,309610.72)	324931.29 (252545.35,415599.5)	306292.06 (241547.55,378198.56)	344131.24 (270625.03,424014.26)
American Samoa	1.1 (0.8,1.43)	0.03 (0.02,0.05)	0.08 (0.05,0.12)	0.11 (0.08,0.15)	0.15 (0.11,0.2)	0.19 (0.14,0.25)	0.22 (0.17,0.28)	0.3 (0.23,0.37)
Andorra	41.63 (31.49,53.48)	0.51 (0.33,0.71)	1.76 (1.16,2.52)	2.85 (2.01,3.91)	4.66 (3.4,6.19)	7.27 (5.53,9.42)	9.61 (7.27,12.14)	14.96 (11.78,18.59)
Angola	116692.95 (83171.5,155937.07)	2985.95 (1807.49,4492.22)	8376.32 (5137.39,12880.1)	12910.48 (8710.57,18182.53)	17747.8 (12374.77,24609.08)	22119.53 (15882.88,29301.61)	23603.99 (17183.51,30461.98)	28948.89 (22074.89,36009.55)
Antigua and Barbuda	16.83 (12.21,22.38)	0.21 (0.13,0.3)	0.83 (0.52,1.23)	1.45 (1,2)	2.2 (1.56,3.06)	3.18 (2.33,4.26)	3.63 (2.65,4.74)	5.31 (4.01,6.78)
Argentina	10672300.72 (7940020.75,13721737.21)	163154.78 (104980.41,236604.18)	554224.98 (347921.93,818215.04)	940280.16 (633121.39,1313097.72)	1404337 (953761.01,1893099.76)	2018998.89 (1521437.74,262404.19)	2408871.21 (1831122.12,3001981.07)	3182433.69 (2547676.14,3834735.25)
Armenia	14360.69 (10691.83,18814.47)	152.43 (97.23,221.63)	557.21 (351.4,816.11)	1295.64 (877.64,1756.99)	2404.97 (1732.26,3324.37)	3193.44 (2412.19,4173.54)	3090.97 (2363.32,3937.02)	3666.02 (2857.8,4584.81)
Australia	8398588.81 (5997539.86,11152728.59)	104206.05 (66585.49,146650.57)	369835.57 (238531.65,540472.56)	697373.68 (482140.26,971994.14)	1112351.63 (792400.8,1545738.7)	1607476.89 (1156296.07,2146187.38)	1768228.38 (1240804.29,2291803.53)	2739116.63 (2020781.3,3509881.72)
Austria	1170756.18	13297.21	49875.48	95962.01	147244.04	205528.76	249433.53	409415.16

	(851722.25,1548003.31)	(8449.45,18831.88)	(32037.97,73037.97)	(63567.37,131397.59)	(102067.03,195502.83)	(151655.39,267518.54)	(181286.74,332362.67)	(312658.29,529351.83)
Azerbaijan	56178.07 (42173.59,73619.76)	854.02 (559.41,1211.16)	3188.15 (2075.69,4571.06)	6767.92 (4850.22,9103.18)	10360.21 (7630.22,13836.62)	11856.68 (8995.46,15795.64)	10554.26 (8207.33,13370.55)	12596.83 (9855.25,15731.55)
Bahamas	641.22 (477.59,835.69)	10.38 (6.57,14.95)	34.25 (21.81,49.89)	59.74 (41.4,80.52)	87.85 (63.08,119.71)	119.78 (90.24,157.65)	138.78 (105.08,175.33)	190.43 (149.4,237.62)
Bahrain	13262.72 (9288.78,17870.94)	160.42 (100.97,244.32)	651.78 (416,997.66)	1204.74 (804.46,1698.14)	1926.41 (1309.21,2745.74)	2533.14 (1698.01,3491.7)	3093.76 (2154.52,4058.37)	3692.48 (2805.62,4635)
Bangladesh	5475046.96 (4129753.14,6989573.05)	112366.12 (74099.9,158991.04)	411784.01 (273571.39,587814.32)	659987.25 (471380.74,872061.12)	876178 (653346.52,1118720.15)	1042572.82 (799654.04,1322794.98)	1059371.99 (820484.21,1313198.83)	1312786.77 (1037216.35,1615992.6)
Barbados	191.35 (138.43,254.98)	2.01 (1.27,2.98)	7.72 (4.82,11.36)	13.92 (9.4,18.91)	22.37 (15.27,30.88)	34.8 (24.88,46.11)	42.15 (30.67,56.33)	68.38 (52.11,88.4)
Belarus	123696.22 (90658.95,165322.57)	902.82 (539.68,1365.11)	3245.81 (1961.29,4889.13)	7184.51 (4782.88,9897.18)	15626.47 (10836.23,21979)	25481.1 (18872.42,34428.23)	29138.59 (21330.19,38405.08)	42116.92 (32336.26,54358.84)
Belgium	1513354.42 (1094364.98,2011502.92)	20363.48 (12733.66,28503.09)	70269.76 (44424.15,102055.25)	125937.13 (83900.77,175556.48)	192779.4 (134983.2,265853.52)	272365.26 (198452.9,366462.09)	330479.9 (240072.59,434961.09)	501159.49 (379797.71,638111.38)
Belize	137.78 (100.65,182.14)	2.93 (1.85,4.38)	9.9 (6.31,14.95)	15.31 (10.54,20.96)	20.98 (14.75,28.67)	26.94 (19.87,35.52)	27.49 (20.72,34.78)	34.23 (26.6,42.87)
Benin	6705.32 (4739.75,9079.16)	237.08 (145.68,346.11)	692.33 (429.91,1036.1)	951.45 (633.83,1331.06)	1089.12 (765.81,1478.07)	1231.15 (899.45,1638.26)	1189.87 (877.2,1560.1)	1314.31 (987.85,1689.44)
Bermuda	37.34 (27.41,49.73)	0.37 (0.23,0.53)	1.34 (0.86,1.97)	2.52 (1.77,3.44)	4.47 (3.19,6.24)	7.28 (5.44,9.92)	8.82 (6.47,11.53)	12.55 (9.44,16.11)
Bhutan	391.91 (285.81,515.74)	7.71 (5,10.97)	28.63 (18.1,40.98)	47.82 (33.94,64.46)	67.36 (48.59,91.1)	80.12 (59.12,105.76)	75.27 (56.34,95.6)	85 (64.73,106.87)
Bolivia (Plurinational	182931.18 (135127.49,234955.	3380.45 (2239.87,4848.36)	12537.57 (8206.57,18049.59)	20920.5 (14785.79,28173.1	28023.76 (20003.76,36668.35	35330.72 (26034.93,44504.46	37029.35 (27938.93,46456.1)	45708.85 (35917.63,56255.11)

State of)	08)			1)))		
Bosnia and Herzegovina	31921.61 (24635.03,40304.52)	315.68 (221.44,429.08)	1265.05 (877.52,1709.75)	2208.34 (1656.13,2797.59)	3447.72 (2622.74,4387.96)	5532.63 (4374.95,6957.26)	7686.94 (5924.55,9811.11)	11465.25 (8957.7,14211.78)
Botswana	10022.16 (7508.49,13152.28)	135 (83.39,201.16)	495.79 (312.79,731.17)	1024.14 (723.94,1355.01)	1666.1 (1209.9,2269.78)	2309.13 (1758.4,3076.73)	2103.27 (1607.91,2668.91)	2288.74 (1812.16,2849.51)
Brazil	151593026.7 (117424276,189155 499.7)	2846019.7 (1963139.64,3825 818.58)	11492227.37 (8108137.42,15829 847.58)	18083793.54 (13434693.76,2327 6461.37)	24041995.57 (18091827.68,3027 5351.15)	31063898.3 (24369080.13,3857 8718.75)	30162232.19 (23893785.83,36360 088.14)	33902860.06 (27563611.56,41009 214.17)
Brunei Darussalam	719.8 (520.83,950.65)	9.16 (5.7,13.24)	34.19 (21.65,51.09)	62.72 (42.25,87.98)	99.54 (69.51,140.44)	139.22 (100.71,184.83)	156.66 (113.84,201.28)	218.3 (167.17,271.78)
Bulgaria	95138.76 (70930.32,123161.7 9)	1018.75 (663.86,1462.82)	3341.4 (2170.45,4804.24)	6129.71 (4263.26,8200.51)	11872.19 (8609.17,16005)	17191.57 (12718.07,22360.63)	21711.34 (16181.17,27902.1)	33873.8 (26324.34,42426.5)
Burkina Faso	26145.13 (18150.75,35062.93)	937.61 (572.08,1360.32)	2630.64 (1643.5,3871.15)	3612.7 (2399.84,5041.36)	4459.53 (3036.98,5907.55)	5147.76 (3704.18,6780.48)	4465.62 (3226.86,5805.51)	4891.27 (3567.31,6296.56)
Burundi	5880.22 (4052.03,8130.75)	185.83 (109.05,276.55)	510.74 (306.38,782.1)	725.72 (479.18,1018.04)	1009.99 (696.36,1434.13)	1219.45 (861.79,1677.54)	1067.37 (747.85,1421.95)	1161.12 (851.43,1520.45)
Cabo Verde	86.25 (60.64,115.84)	1.78 (1.11,2.6)	5.96 (3.76,8.8)	10.17 (6.77,13.91)	15.04 (10.47,20.49)	18.31 (13.13,24.17)	16.03 (11.46,21.06)	18.94 (13.94,24.81)
Cambodia	32770.38 (22640.08,45104.23)	646.76 (384.37,958.5)	2073.28 (1253.42,3181.91)	3586.66 (2308.55,5198.8)	5111.09 (3461.8,7145.18)	6665.47 (4701.85,9136.2)	6487.71 (4531.95,8743.23)	8199.42 (5998.14,10740.42)
Cameroon	62179.96 (43585.1,83223.48)	2109.45 (1337.82,3053.37)	6037.57 (3787.63,8891.31)	8627.1 (5677.47,11833.45)	10855.76 (7492.02,14742.2)	12235.73 (8819.33,16309.61)	10741.6 (7826.78,13708.25)	11572.74 (8644.05,14685.27)
Canada	21454936.68 (19946785.85,23052 498.62)	259795.12 (228889.15,29282 8.66)	854794.52 (775361.94,938875. 09)	1592749.53 (1474720.09,17136 48.06)	2587690.19 (2377611.14,28160 53.49)	3923458.5 (3673357.79,41799 67.07)	4800196.66 (4435390.37,519066 5.95)	7436252.16 (6981455.37,792046 0.3)

Central African Republic	1084.84 (787.31,1425.02)	27.02 (16.05,39.73)	80.61 (49.82,121.59)	115.39 (78.5,159.45)	160.22 (113.99,214.03)	210.44 (154.57,275.44)	222.04 (163.72,284.78)	269.11 (210.66,330.01)
Chad	6680.12 (4688.6,9059.63)	277.89 (167.73,410)	714.69 (444.83,1077.21)	922.99 (620.26,1293.12)	1093.67 (766.09,1488.79)	1239.09 (894.28,1649.18)	1145.51 (831.59,1486.48)	1286.29 (963.81,1654.85)
Chile	2831165.29 (2055095.1,3741642.01)	31593.6 (19883.34,45631.44)	120002.57 (75298.24,178413.33)	232967.01 (157391.16,322055.64)	365113.99 (255880.15,512569.55)	507882.6 (371520.54,680076.23)	603504.14 (430028.29,786773.47)	970101.38 (745093.38,1216122.35)
China	3940837871 (2985712907,5014792764)	35323328.86 (23133047.57,50899655.17)	129860574.1 (85923839.73,184631804.3)	267651524.4 (188923257.1,356275256.9)	576839941.1 (426518798.7,770228155.7)	742467192.1 (563799268.8,956819121.8)	781276770.5 (602001416.3,964783886.5)	1407418540 (1095413279,1731154883)
Colombia	6910368.81 (5133903.49,8932436.46)	67439.92 (41599.18,101219.51)	289932.87 (185659.01,431847.23)	575128.08 (392967.16,781755.68)	876585.71 (624357.14,1195819.99)	1338454.13 (992645.88,1754257.68)	1590788.05 (1187916.9,2021098.5)	2172040.06 (1708758.23,2646437.85)
Comoros	58.2 (40.74,79.8)	1.24 (0.75,1.83)	3.91 (2.4,6.02)	6.16 (4.06,8.72)	8.34 (5.73,11.75)	10.67 (7.64,14.56)	11.74 (8.25,15.69)	16.14 (11.91,21.24)
Congo	2842.63 (2039.73,3868.84)	46.39 (27.75,69.31)	141.82 (88.34,214.36)	238.5 (150.69,337.14)	371.47 (249.47,527.83)	566.55 (408.44,767.79)	657.46 (470.96,880)	820.45 (644.07,1072.42)
Cook Islands	0.23 (0.17,0.3)	0.01 (0,0.01)	0.02 (0.01,0.03)	0.03 (0.02,0.04)	0.03 (0.02,0.04)	0.04 (0.03,0.05)	0.05 (0.03,0.06)	0.06 (0.05,0.08)
Costa Rica	128498.44 (92911.57,171605.07)	915.57 (546.47,1360.71)	3970.68 (2493.37,5860.68)	8410.5 (5682.38,11779.4)	15156.23 (10564.43,21809.29)	24868.01 (17667.27,33418.27)	30978.31 (21598.7,41639.77)	44199.14 (34358.94,55736.96)
Croatia	70833.32 (49681.78,93166.51)	572.18 (355.59,837.37)	2334.67 (1420.46,3468.39)	8168.65 (5467.2,11191.65)	7001.98 (4704.61,9860.94)	12061 (8436.4,16217.94)	16498.86 (11394.42,21942.58)	28139.59 (20616.17,34951.9)
Cuba	778688.66 (576674.74,1016741.45)	6991.44 (4369.3,10330.83)	30059.05 (19151.94,45192.87)	4225.03 (2754.12,5887.4)	102709.37 (71897.3,141265.3)	134466.95 (101090.36,179368.14)	145475.68 (107393.34,186979.95)	303774.02 (234774.92,378066.08)
Cyprus	10336.69 (7371.1,13738.44)	77.9 (49.5,109.23)	312.24 (197.21,448.97)	55212.16 (37997.58,75538.2)	1267.96 (900.97,1797.63)	2079.19 (1519.66,2736.53)	2484.4 (1734.09,3300.42)	3427.85 (2504.8,4386.75)

				8)				
Czechia	765433.96 (576907.45,974307.2)	8114.86 (5483.74,11228.58)	26268.38 (17436.13,37392.9)	687.15 (464.87,958.91)	88525.03 (62945.14,115249.43)	129237.53 (96724.8,166214.23)	178782.83 (134799.32,224295.71)	283403.49 (223958.68,352236.34)
Côte d'Ivoire	62123.09 (43477.24,83436.6)	1840.62 (1160.5,2659.42)	5477 (3408.37,7997.33)	51101.84 (35559.65,67690)	10939.82 (7538.62,15037.46)	12809.89 (9170.32,16890.32)	11184.05 (8092.64,14440.74)	11703.07 (8639.59,15219.68)
Democratic People's Republic of Korea	37957.15 (27546.99,50977.76)	399.31 (246.72,580.97)	1447.87 (910.77,2135.12)	2729.52 (1825.81,3877.94)	4094.27 (2862.34,6048.52)	6310.6 (4580.87,8745.87)	8159.45 (5769.3,10873.6)	14816.13 (11351.18,18715.74)
Democratic Republic of the Congo	190407.18 (135445.63,255309.91)	5029.78 (2994.14,7493.72)	14486.61 (8899.11,22065.52)	21553.89 (14036.53,29818.93)	28840.35 (20137.13,39607.94)	36674.16 (26662.94,48436.73)	37412.22 (27347.17,48912.04)	46410.18 (35368.62,58975.02)
Denmark	411077.98 (299620.82,547440.42)	5449.29 (3511.87,7531.13)	19060.17 (12220.04,27752.79)	33767.45 (23700.76,47064.15)	45776.47 (32826.71,64926.77)	61472.64 (45623.8,83038.52)	86186.79 (61960.37,113394.26)	159365.16 (119777.27,203732.8)
Djibouti	71.55 (49.69,96.78)	1.21 (0.72,1.83)	4.03 (2.45,6.2)	6.69 (4.4,9.36)	11.08 (7.63,15.43)	15.04 (10.72,20.2)	15.52 (10.76,20.44)	17.97 (13.01,23.32)
Dominica	2.98 (2.24,3.88)	0.06 (0.04,0.09)	0.2 (0.13,0.3)	0.32 (0.22,0.44)	0.47 (0.34,0.61)	0.6 (0.46,0.77)	0.56 (0.43,0.71)	0.77 (0.61,0.96)
Dominican Republic	115572.33 (85902.88,153160.63)	2585.37 (1714.65,3638.23)	9130.77 (6054.39,12850.08)	14388.66 (10184.74,19280.04)	18613.29 (13532.43,25302.83)	22038.25 (16786.72,29450.04)	21994.01 (16892.89,28324.14)	26821.99 (20737.06,34315.27)
Ecuador	742269.48 (553229.38,956118.63)	11224.86 (7290.66,16412.29)	44870.72 (29699.35,66665.19)	75467.28 (53590,100974.87)	103942.79 (74934.53,136271.94)	143130.68 (109705.53,183421.25)	156908.67 (118480.58,199085.05)	206724.49 (159528.73,253288.06)
Egypt	9126981.48 (6891282.34,11676257.89)	248144.86 (162964.42,345903.7)	834712.61 (554043.62,1162809.48)	1239074.96 (874848.17,1632520.49)	1570008.13 (1152072.65,2019360.19)	1886675.18 (1465727.18,2416534.1)	1649922.66 (1305406.09,2038173.77)	1698443.08 (1376220.2,2060956.17)
El Salvador	47788.85 (36193.97,61470.21)	743.14 (472.13,1090.27)	2999.2 (1938.81,4377.21)	5295.96 (3716.95,7060.89)	6767.02 (4909.99,8909.61)	8670.08 (6643.2,11011.36)	10222.98 (8004.08,12826.29)	13090.47 (10508.8,16194.58)

)							
Equatorial Guinea	996.51 (712.46,1341.21)	21.74 (12.98,32.94)	68.82 (41.91,103.89)	110.18 (74.38,154.46)	156.63 (109.38,220.64)	202.56 (148.2,269.96)	200.8 (143.53,262.33)	235.78 (182.1,297)
Eritrea	893.2 (616.21,1231.72)	20.63 (11.85,31.5)	63.13 (37.22,97.07)	97.2 (63.8,139.81)	131.41 (90.85,188.89)	169.97 (120.48,232.72)	179.32 (125.06,237.35)	231.54 (166.95,304.38)
Estonia	13951.3 (10278.98,18743.77)	59.4 (36.41,89.69)	221.28 (138.98,330.47)	526.69 (357.92,736.93)	1247.78 (870.09,1751.21)	2349.76 (1705.12,3185.33)	3479.02 (2429.42,4881.29)	6067.38 (4741.04,7768.85)
Eswatini	1180.98 (876.3,1554.49)	21.26 (12.73,32.88)	78.21 (49.26,117.63)	146.12 (101.68,195.06)	217.23 (153.32,294.71)	260.37 (196.35,344.97)	224.79 (175.99,283.75)	233 (186.98,285.49)
Ethiopia	361689.93 (252422.14,497955.45)	10634.18 (6214.46,16103.13)	31886.21 (18979.68,48830.81)	46014.55 (30260.88,64395.89)	57609.53 (40316.27,82495.19)	70727.28 (51116.9,97757.6)	69245.15 (49764.93,90818.59)	75573.02 (55769.03,97554.23)
Fiji	207.88 (152.32,275.94)	5.95 (3.82,8.33)	17.72 (11.59,25)	26.21 (18.08,35.44)	32.96 (23.71,44.7)	41.53 (31.2,55.61)	39.63 (30.12,51.02)	43.89 (33.81,55.85)
Finland	361396.03 (267698.83,478679.31)	4280.57 (2830.82,5945.98)	14257.12 (9482.71,20574.79)	27074.54 (18830.29,37595.12)	42025.51 (30180.83,59819.55)	64100.48 (47463.97,86001.05)	81095.24 (59032.61,106754.33)	128562.57 (99877.6,161988.49)
France	34973166.82 (25719601.24,45658280.9)	528359.46 (341931.62,749039.36)	1640052.59 (1075692.87,2345971.3)	2582002.9 (1821264.29,3492190.46)	4078501.06 (2956943.09,5428308.1)	6173536.6 (4575967.2,7964238.3)	7534746.76 (5513306.92,9769514.73)	12435967.44 (9434495.27,15909018.65)
Gabon	1875.53 (1322.69,2520.37)	37.37 (22.3,54.73)	120.96 (73.61,181.18)	194.7 (127.5,272.63)	268.39 (181.92,382.46)	353.35 (253.96,469.18)	387.21 (273.75,504.68)	513.55 (389.65,655.5)
Gambia	370.9 (260.4,500.3)	12.83 (7.92,18.66)	37.42 (23.26,54.53)	51.87 (35.25,70.76)	63.39 (43.7,87.28)	72.26 (52.04,96.43)	64.86 (47,84.63)	68.27 (51.24,88.01)
Georgia	14354.18 (10839.05,18534.67)	176.56 (110.91,256.66)	649.54 (416.83,944.12)	1256.18 (884.74,1727.91)	2188.76 (1593.08,2910.14)	2938.25 (2238.24,3812.21)	3078.99 (2383.62,3848.26)	4065.91 (3211.63,5035.37)
Germany	90469701.17 (64993577.54,12064)	1151898.8 (742481,1604518.	4349191.44 (2804083.76,61649	7625050.56 (5138427.92,10421	12627441.67 (8952783.12,17267	17207290.37 (12595142.2,23451	19827439.97 (14360967.18,25870	27681388.35 (20399692.37,35859

	0732.8)	63)	69.02)	398.35)	856.85)	718.26)	975.99)	295.68)
Ghana	127596 (91628.67,171795.16)	3450.78 (2153.66,4998.84)	11093.55 (6936.7,16314.86)	17069.17 (11600.48,23624.27)	21590.78 (15486.37,29596.88)	25170.96 (18749.98,33613.14)	23308.06 (17354.08,30158.65)	25912.71 (19347.4,33488.54)
Greece	557987.85 (432987.45,699222.09)	6986.95 (4711,9461.69)	23177.48 (15940.9,32267.99)	37870.84 (27514.5,48843.65)	60323 (45679.91,76572.83)	100547.17 (78638.06,126460.88)	134880.73 (105479.52,168026.74)	194201.68 (155023.56,237588.3)
Greenland	20 (15.02,25.99)	0.58 (0.39,0.82)	1.51 (1.02,2.08)	2.41 (1.71,3.25)	3.4 (2.5,4.51)	4.05 (3.07,5.23)	3.61 (2.78,4.56)	4.45 (3.54,5.53)
Grenada	9.72 (7.12,12.69)	0.18 (0.11,0.25)	0.7 (0.45,1.01)	1.13 (0.79,1.54)	1.4 (1,1.86)	1.65 (1.21,2.13)	1.83 (1.37,2.31)	2.84 (2.19,3.58)
Guam	15.99 (11.44,21.04)	0.36 (0.23,0.5)	1.15 (0.72,1.63)	1.81 (1.23,2.42)	2.22 (1.57,3.02)	2.82 (2.04,3.75)	3.02 (2.2,3.86)	4.61 (3.44,5.85)
Guatemala	254186.25 (191348.35,330805.46)	4118.5 (2593.93,6232.79)	15460.91 (9898.83,23207.05)	25832.65 (17553.79,35215.48)	36198.67 (25361.33,48668.74)	49568.61 (37614.62,63910.15)	56492.09 (44236.6,71216.49)	66514.82 (54089.25,82354.77)
Guinea	9001.81 (6327.21,12104)	304.53 (187.8,446.97)	856.75 (535.81,1264.97)	45.49 (30.7,63.72)	1585.62 (1093.86,2142.2)	1760.77 (1276.71,2351.28)	1557.23 (1136.78,2030.03)	1697.66 (1267.27,2182.82)
Guinea-Bissau	335.68 (235.07,455.06)	10.64 (6.51,15.63)	30.32 (19.06,44.91)	1239.25 (828.99,1685.71)	59.44 (41.1,81.68)	68.2 (48.94,91.55)	59.68 (43.14,78.18)	61.91 (45.63,79.39)
Guyana	371.3 (279.55,480.9)	8.44 (5.5,11.78)	32 (21.03,45.71)	50.44 (35.87,67.76)	54.97 (40.45,72.29)	64.43 (49.64,83.06)	72.02 (56.15,90.17)	88.99 (70.92,110.12)
Haiti	22021.32 (16539.01,28574.52)	439.26 (278.21,653.83)	1405.68 (890.42,2145.61)	2331.44 (1607.65,3186.84)	3515.38 (2547.15,4735.45)	4669.33 (3576.76,5987.35)	4596.71 (3573.76,5686.76)	5063.52 (4065.06,6178.69)
Honduras	142717.92 (111888.21,178625.21)	1402.09 (860.03,2119.53)	5623.53 (3632.92,8238.01)	11067.75 (7616.98,15193.68)	17827.68 (12426.48,24650.23)	28092.23 (22083.45,35499.85)	34902.94 (28274.27,41936.01)	43801.69 (36994.09,50987.89)
Hungary	419152.24 (316942.24,540225.68)	2975.64 (1908.81,4247.5)	10766.98 (6980.02,15452.24)	21816.07 (15305.42,29679.81)	36050.57 (26037.16,50467.28)	59926.01 (44481.34,80063.19)	102926.14 (75677.67,131824.93)	184690.82 (146551.82,228490.73)
Iceland	1466.04	22.3 (14.2,31.72)	78.18	140.33	194.45	262.18	311.77	456.84

	(1051.72,1956.91)		(49.61,114.61)	(93.55,192.83)	(138.3,264.6)	(189.04,349.55)	(224.31,410.73)	(342.7,592.87)
India	727306443.3 (533394813.7,97021 3122.7)	13782709.87 (9017529.77,1970 5951.19)	50883532.51 (32582234.74,7308 7810.02)	81187706.67 (57426446.24,1103 54360.6)	110801260.6 (81530228.87,1523 03581.8)	142787596 (107581946,192790 936.2)	143887726.2 (107029995.6,18667 4543.2)	183975911.4 (138226432.5,23529 5939.7)
Indonesia	9053691.62 (6244810.31,124073 44.6)	168059.43 (91390.56,257706. 93)	560713.3 (330603.81,879205. 66)	902886.9 (569773.17,129512 7.21)	1279942.57 (842046.97,181031 1.23)	1712849.21 (1219570.87,23460 73.04)	1920060.29 (1381737.8,2533817 .69)	2509179.91 (1809687.12,328510 2.84)
Iran (Islamic Republic of)	10200652.27 (7727987.2,1298832 9.58)	157573.27 (104881.9,216844. 71)	539086.12 (365046.15,764941. 22)	985384.68 (711431.85,130790 4.49)	1771572.04 (1313168.41,22950 58.49)	2488946.41 (1892976.33,31448 43.39)	2127238.57 (1649924.47,265109 6.82)	2130851.18 (1690558.09,260764 0.45)
Iraq	1014526.04 (751996.51,1302502 .54)	29760.34 (20068.02,41397.1 3)	96194 (63670.04,136182.3 6)	141906.6 (100981.29,187442 .92)	173431.13 (126368.89,221199. 26)	184013.78 (138766.97,235662. 63)	179263.8 (137735.63,223817. 29)	209956.39 (164405.66,256800.9 6)
Ireland	543835.34 (388668.96,735143. 66)	6074.68 (3844.34,8692.91)	19031.86 (12146.13,27760.24)	29749.5 (20231.23,41829.4 8)	50783.04 (35497.47,71720.43)	95208.07 (68512.12,129273.7 4)	132245.28 (93320.26,181792.5 6)	210742.91 (155117.4,274074.3)
Israel	484891.73 (356418.4,634166.0 2)	10438.18 (6821.76,14411.97)	31180.52 (20135.72,43950.28)	45730.16 (31122.76,62255.5 8)	63453.94 (45566.77,85459.14)	89783.9 (66951,117638.75)	101564.79 (76804.68,129324.9 3)	142740.25 (109015.7,181125.37)
Italy	24824455.15 (18173431.44,33079 421.84)	242355.6 (154566.62,34629 9.38)	875390.14 (562410.7,1254314. 49)	1560143.83 (1075701.74,21470 14.26)	2498994.89 (1801846.88,34740 90.71)	3918261.12 (2918549.32,53798 44.39)	5535369.29 (4033948.5,7312117 .29)	10193940.27 (7626407.67,131657 41.33)
Jamaica	7821.7 (5720.2,10156.64)	122.29 (76.73,179.74)	493.33 (312.74,731.58)	880.99 (592.88,1194.34)	1197.33 (844.86,1608.13)	1560.94 (1149.88,2026.17)	1529.09 (1151.87,1927.45)	2037.71 (1591.24,2489.24)
Japan	169003753.2 (122357418.5,22252 2547.5)	1347414.04 (847318.32,19450 01.47)	5233985.91 (3299148.86,76056 50.17)	9325839.63 (6423557.1,129736 28.59)	15265052.26 (11064640.02,2146 7934.06)	26499072.85 (19381342.54,3597 4348.15)	37996659.73 (26938949.68,49843 546.89)	73335728.74 (54402461.94,92712 438.13)
Jordan	150702 (114792.14,192847.	4756.59 (3271.35,6547.6)	14870.85 (10175.51,20980.56)	20662.3 (15213.84,27157.1)	23974.57 (18100.81,30633.33)	29132.19 (22411.85,37080.17)	27314.63 (21486.02,33796.63)	29990.88 (24132.77,36652.35)

	81))	8)))		
Kazakhstan	354132.82 (261801.22,466369.38)	5439.05 (3457.2,7927.93)	17487.77 (11305.13,26113.39)	36658.49 (25531.3,50364.44)	60788.79 (43830.36,82042.81)	72454.76 (54938.46,94822.3)	71153.12 (53540.49,90584.13)	90150.84 (69198.28,114514.37)
Kenya	276385.27 (193008.72,378905.69)	7725.72 (4530.96,11594.22)	23367.87 (14151.24,35350.32)	34117.35 (22569.12,47808.51)	44371.92 (30875.43,62650.31)	54718.12 (39188.85,75292.45)	51597.46 (37165.18,67923.51)	60486.84 (44527.95,78286.36)
Kiribati	1.62 (1.2,2.12)	0.05 (0.03,0.07)	0.16 (0.11,0.22)	0.23 (0.17,0.31)	0.28 (0.2,0.37)	0.31 (0.24,0.41)	0.29 (0.22,0.37)	0.3 (0.23,0.37)
Kuwait	332161.59 (262590.12,406060.22)	3543.45 (2447.34,4781.58)	16283.66 (11088.03,22031.56)	36443.21 (27220.49,46427.83)	64793.81 (50000.16,80094.57)	82608.74 (65824.24,100672.1)	65715.08 (53714.92,78214.88)	62773.64 (52294.93,73837.69)
Kyrgyzstan	51468.07 (39101.8,66733.29)	465.85 (291.16,735.49)	1944.55 (1261.33,2946.9)	4671.9 (3238.06,6240.42)	8420.52 (5817.49,11920.35)	10611.47 (8143.78,13896.2)	10873.37 (8516.34,13411.42)	14480.4 (11833.64,17582.5)
Lao People's Democratic Republic	5313.47 (3681.76,7177.05)	115.95 (69.28,170.31)	377.32 (229.35,567.84)	604.37 (388.97,851.01)	826.53 (559.8,1134.42)	1023.96 (732.78,1368.75)	1033.38 (728.57,1351.25)	1331.96 (973.02,1733.48)
Latvia	19659.83 (14506.69,25327.21)	81.71 (50.27,123.67)	279.84 (174.94,432.38)	707.66 (459.86,1022.87)	1671.87 (1152.82,2435.05)	3299.16 (2386.73,4424.87)	4902.62 (3478.27,6286.06)	8716.98 (6803.79,10602.31)
Lebanon	107440.25 (83303.86,134369.76)	1843.35 (1272.72,2561.23)	6420.75 (4469.06,8984.25)	14679.08 (10765.17,19351.76)	21306.77 (16082.58,26724.49)	22686.52 (17656.69,28124.4)	19491.29 (15723.01,23630.82)	21012.49 (17334.63,24992.81)
Lesotho	1729.42 (1295.21,2210.42)	34.37 (20.62,50.86)	122.59 (78.13,180.37)	212.48 (151.62,279.41)	297.2 (217.53,389.41)	360.08 (271.2,459.74)	341.95 (264.22,418.05)	360.76 (291.88,432.59)
Liberia	2732.16 (1915.92,3708.45)	86.08 (54.46,125.25)	240.72 (149.44,357.66)	336.72 (224.79,464.66)	413.1 (285.43,568.08)	552.44 (397.21,738.05)	516.34 (371.94,682.39)	586.75 (432.65,772.35)
Libya	80945.26 (62254.24,103333.2)	1731.2 (1198.76,2414.23)	5940.71 (4076.49,8394.45)	9268.38 (6719.61,12206.03)	12500.46 (9361.9,16374.59)	16627.5 (12868.26,21271.36)	16242.46 (12807.62,20058.32)	18634.55 (15221.61,22614.22)

Lithuania	64245.53 (48741.59,83712.59))	325.41 (203.56,500.9)	1484.08 (929.09,2216.32)	3391.31 (2236.42,4802.3)	6111.44 (4104.05,8937.98)	10311.06 (7698.47,13724.36)	15049.89 (11195.85,19838.29)	27572.34 (22374.14,33692.44)
Luxembourg	6260.14 (4545.13,8256.51)	70.81 (44.89,97.8)	269.08 (175.29,389.84)	530.31 (364.59,726.81)	836.34 (593.71,1131.07)	1179.83 (861.25,1538.73)	1382.28 (1007.27,1807.82)	1991.49 (1498.14,2564.44)
Madagascar	23681.93 (16349.33,32439.73))	674.16 (393.28,1021.41)	1960.36 (1155.8,3031.01)	2810.19 (1793.58,4002.78)	3561.05 (2451.03,5050.68)	4395.31 (3094.37,6013.36)	4534.31 (3162.15,5985.66)	5746.56 (4299.11,7334.82)
Malawi	20798.87 (14413.45,28657.83))	729.43 (435.98,1073.54)	1976.06 (1192.05,3003.05)	2545.36 (1624.22,3573.74)	3338.23 (2300.79,4782.32)	4050.91 (2922.58,5515.98)	3898.37 (2771.41,5128.59)	4260.5 (3166.42,5580.61)
Malaysia	465465.16 (320543.23,640960.5))	8869.05 (5046.07,13483.68)	30755.09 (17864.39,47830)	50950.79 (33527.45,73395.31)	71074 (47749.57,100770.26)	91861.21 (64987.27,126401.41)	92618.89 (64408.17,122368.53)	119336.13 (86960.32,156711.3)
Maldives	498.91 (341.61,700.81)	5.22 (3.09,7.88)	18.56 (10.99,29.18)	40.01 (25.32,57.37)	73.18 (49.34,105.02)	109.06 (75.06,150.73)	112.2 (75.28,159.95)	140.67 (102.53,190.67)
Mali	16666.38 (11729.55,22667.02))	658.65 (403.63,971.48)	1803.4 (1150.3,2656.46)	2384.15 (1614.64,3318.7)	2774.22 (1924.52,3874.77)	3098.2 (2242.99,4171.72)	2842.9 (2088.63,3708.86)	3104.86 (2304.84,3965.01)
Malta	1976.3 (1427.04,2632.64)	22.75 (14.57,31.99)	85.79 (55.05,124.05)	162.86 (109.03,222.63)	263.67 (182.54,366.8)	369.78 (270.76,502.82)	437.65 (319.66,574.91)	633.79 (475.42,809.44)
Marshall Islands	1.12 (0.81,1.47)	0.03 (0.02,0.04)	0.08 (0.05,0.12)	0.12 (0.08,0.16)	0.16 (0.11,0.22)	0.22 (0.16,0.29)	0.23 (0.17,0.3)	0.27 (0.21,0.34)
Mauritania	2272.12 (1589.37,3068.2)	75.5 (46.55,109.69)	213.62 (133.57,318.38)	297.81 (199.11,412.91)	364.12 (251.25,498.48)	426.14 (308.75,572.69)	412.37 (295,534.38)	482.55 (355.14,621.67)
Mauritius	1790.51 (1219.29,2494.42)	24.78 (14.91,36.84)	86.07 (52.15,132.37)	151.85 (96.27,217.06)	209.2 (140.72,302)	301.81 (210.81,413.71)	433.92 (296.17,601.54)	582.89 (408.26,790.89)
Mexico	89792941.74 (70263661.45,11130)	687795.04 (433636.49,10304)	2894825.16 (1920213.42,41814)	6203799.54 (4431314.32,82089)	10910861.95 (7998268.92,14485)	17530382.41 (13873425.45,2187)	21420612.33 (17134008.81,25823)	30144665.3 (24472794.05,35701)

	9186.9)	43.61)	58.61)	42)	290.46)	8062.45)	322.56)	667.27)
Micronesia (Federated States of)	1.06 (0.76,1.4)	0.03 (0.02,0.04)	0.09 (0.06,0.14)	0.13 (0.09,0.18)	0.16 (0.11,0.21)	0.19 (0.14,0.25)	0.2 (0.14,0.25)	0.27 (0.2,0.33)
Monaco	6.7 (5.12,8.61)	0.11 (0.07,0.15)	0.36 (0.24,0.51)	0.55 (0.39,0.74)	0.81 (0.6,1.08)	1.17 (0.89,1.51)	1.52 (1.19,1.93)	2.18 (1.74,2.69)
Mongolia	10875.74 (8118.58,14058.43)	127.45 (79.98,189.81)	483.04 (306.78,721.91)	969.15 (669.93,1317.45)	1761.01 (1258.89,2343.47)	2221.09 (1655.32,2878.47)	2317.02 (1774.93,2911.73)	2996.98 (2372.75,3695.59)
Montenegro	864.49 (641.76,1124.62)	12.19 (7.92,17.39)	43.47 (28.47,62.35)	71.55 (49.18,98.18)	105.69 (75.07,140.01)	162.83 (122.05,210.53)	193.78 (145.99,246.94)	274.97 (213.08,349.21)
Morocco	752753.59 (574034.05,960418. 84)	17551.47 (11977.63,24190.2 5)	58935.88 (40476.73,82826.04)	92207.28 (66757.87,122436. 73)	123098.3 (91405.5,160350.49)	149158.86 (113826.04,192379. 64)	145275.28 (114711.25,177832. 01)	166526.52 (134879.01,200403.6 8)
Mozambique	44420.01 (30780.87,61162.76)	1503.75 (875.29,2251.39)	4326.24 (2620.08,6574)	5899.89 (3889.47,8315.77)	6660.94 (4651.36,9296.65)	8014.14 (5746.03,10967.69)	8038.17 (5696.3,10732.11)	9976.87 (7302.33,13025.16)
Myanmar	405957.99 (285468.54,549315. 84)	8193.28 (4982.95,12082.05)	25916.67 (16063.18,40382.66)	39030.95 (25368.44,55808.5 7)	53306.79 (36489.49,73613.55)	73672.02 (52388.14,98495.98)	85838.16 (60621.29,113051.0 4)	120000.13 (89555.04,155881.99)
Namibia	6348.02 (4659.66,8326.77)	107.98 (65.6,160.95)	386.03 (245.12,569.07)	723.65 (510.2,975.25)	1071.11 (770.04,1440.71)	1309.65 (974.64,1708.87)	1262.24 (941.68,1613.64)	1487.36 (1152.38,1858.27)
Nauru	0.09 (0.06,0.12)	0 (0,0)	0.01 (0,0.01)	0.01 (0.01,0.02)	0.01 (0.01,0.02)	0.02 (0.01,0.02)	0.02 (0.01,0.02)	0.02 (0.02,0.03)
Nepal	282567.74 (206994.2,377600.1 4)	6485.46 (4186.16,9237.19)	23913.66 (15257.88,34272.32)	36081.12 (25541.27,49466.0 2)	45428.69 (33342.78,62252.99)	54395.6 (41315.26,73472.69)	53142.98 (39981.15,68512.52)	63120.24 (47369.68,80386.42)
Netherlands	3596639.74 (2568944.3,4770318 .63)	49697.25 (31572.27,69628.8)	173764.57 (110747.22,246291. 87)	294301.53 (199789.46,406762 .59)	434224.29 (308751.74,619792. 14)	599792.79 (435468.28,806529. 53)	742116.76 (528198.41,968889. 57)	1302742.55 (954416.93,1652424. 12)
New Zealand	312252.19 (226559.12,417433.	3212.3 (2008,4612.03)	12797.76 (7994.92,18607.34)	25284.17 (17279.37,34613.1	41015.57 (29150.72,57823.5)	55289.04 (40828.09,75475.85	65252.66 (46986.31,86212.49)	109400.69 (82311.7,140089.01)

	4)			8))		
Nicaragua	46825.54 (34951.02,60404.26)	618.75 (394.72,903.99)	2369.32 (1526.49,3431.85)	4443.74 (3143.13,6075.67)	6822.03 (4965.08,9213.14)	9464.31 (7135.69,12198.56)	10301 (7754.13,12879.87)	12806.4 (10031.77,15701.18)
Niger	12613.75 (8813.88,17118.56)	578.82 (352.24,862.74)	1454.55 (909.29,2182.39)	1811.99 (1212.18,2509.56)	1936.61 (1335.18,2651.71)	2205.91 (1595.32,2949.16)	2165.76 (1575.49,2797.94)	2460.11 (1834.18,3165.06)
Nigeria	4233281.48 (3038474.98,561863 2.19)	155776.1 (96463.09,220763. 93)	434846.59 (274390.56,619751. 37)	589828.81 (400828.96,804432 .94)	685821.19 (488273.94,926761. 72)	777759.78 (577830.4,1026113. 44)	727185.95 (546235.92,928021. 87)	862063.06 (654452.12,1092786. 92)
Niue	0 (0,0)	0 (0,0)	0 (0,0)	0 (0,0)	0 (0,0)	0 (0,0)	0 (0,0)	0 (0,0)
North Macedonia	6728.8 (4903.57,8807.87)	77 (48.72,110.48)	300.88 (190.49,437.89)	570.79 (387.95,787.37)	887.86 (636.06,1192.94)	1280.44 (931.63,1672.56)	1508.1 (1110.56,1925.96)	2103.73 (1598.16,2680.67)
Northern Mariana Islands	0.98 (0.71,1.29)	0.02 (0.01,0.03)	0.06 (0.04,0.09)	0.08 (0.05,0.11)	0.12 (0.08,0.16)	0.17 (0.12,0.23)	0.14 (0.1,0.18)	0.39 (0.29,0.49)
Norway	446868.64 (322901.71,599021)	4655 (2936.49,6665.54)	18081.15 (11476.38,26069.2)	33725.72 (23375.27,46939.8)	54280.61 (38871.69,77168.98)	76077.11 (55396.17,103403.6 1)	94064.71 (67450.85,124597.2 3)	165984.34 (123394.86,214176.6 4)
Oman	32413.14 (24581.18,41739.96)	617.12 (417.39,863.28)	2120.39 (1453.2,2974.61)	4308.71 (3095.07,5725.67)	6662.78 (4963.72,8729.64)	7412.53 (5728.6,9517.32)	6127.09 (4806.44,7608.24)	5164.52 (4116.76,6321.2)
Pakistan	13766844.71 (10487617.68,17357 923.05)	414300.02 (279634.24,55960 8.2)	1444897.19 (996146.91,195648 9.66)	2139122.76 (1551096.45,27438 15.71)	2470339.4 (1871150.52,30997 33.37)	2632750.54 (2049241,3283217. 9)	2282549.34 (1816054.12,282430 3.69)	2382885.46 (1924294.43,289075 4.51)
Palau	0.47 (0.34,0.63)	0.01 (0.01,0.01)	0.02 (0.01,0.03)	0.03 (0.02,0.05)	0.05 (0.03,0.07)	0.08 (0.06,0.1)	0.11 (0.08,0.14)	0.17 (0.13,0.22)
Palestine	6040.44 (4487.28,7848.47)	187.66 (124.76,268.19)	616.67 (416.46,897.73)	932.13 (664.74,1248.34)	1058.95 (780.91,1381.6)	1101.1 (826.63,1398.86)	1012.12 (782.05,1248.93)	1131.82 (891.73,1404.82)
Panama	75866.14 (55508.31,98629.96)	925.48 (568.81,1361.66)	3642.57 (2316.36,5348.12)	6282.93 (4322.7,8570.06)	9442.9 (6679.62,13090.03)	14294.4 (10469.85,19088.49)	17052.64 (12520.36,21600.62)	24225.24 (18630.61,29570.99)

))		
Papua New Guinea	4483.2 (3213.61,5956.21)	127.03 (79.88,183.13)	402.85 (259.19,593.46)	602 (405.82,834.38)	751 (525.92,1009.49)	861.96 (629.31,1144.28)	817.21 (607.74,1031.78)	921.15 (705.75,1159.69)
Paraguay	162928.71 (120530.2,214147.39)	2483.44 (1586.57,3723.84)	9197.74 (5782.68,13843.82)	16113.06 (10143.26,22970.47)	24121.41 (15714.21,34286.54)	33382.21 (24641.06,44344.28)	35396.82 (28029.23,44259.01)	42234.02 (34633.2,50719.43)
Peru	5179985.99 (4095203.04,6459374.66)	90151.08 (64912.21,123306.38)	383187.5 (274727.51,521880.99)	652759.53 (493305.23,827264.05)	853240.07 (657319.04,1087565.82)	1027870.96 (816974.78,1289190.8)	1007345.65 (820555.12,1225294.41)	1165431.2 (967409.15,1384872.21)
Philippines	3279672.34 (2382298.69,4348618.81)	84424.3 (53593.59,118569.31)	279402.77 (180860.56,397802.81)	422545.29 (290760.24,573747.1)	521553.05 (373603.39,704268.34)	605050.67 (450991.97,807819.82)	623573.39 (467023.53,797168.4)	743122.88 (565465.4,949243.04)
Poland	8589713.31 (6368579.68,11111769.58)	56305.12 (35210.68,81078.82)	225968.36 (143785.23,332495.27)	487022.46 (334280.24,667135.47)	910883.98 (648782.72,1253946.96)	1662599.35 (1207524.01,2194060.62)	2117981.77 (1542436.7,2723507.73)	3128952.26 (2456560.09,3859544.71)
Portugal	1022209.3 (765523.02,1306400.54)	11808.45 (7795.74,16500.95)	41278.28 (27109.28,58965.28)	65853.7 (45407.31,89535.24)	101280.75 (71366.51,133926.54)	169695.16 (126930.15,220347.83)	243894.16 (181337.48,309933.52)	388398.8 (305576.54,477191.17)
Puerto Rico	32968.39 (23613.11,44472.96)	380.04 (238.75,573.63)	1477.14 (917.81,2223.71)	2579.54 (1657.26,3578.4)	4025.77 (2756.99,5712.56)	5863.21 (4220.92,8049.22)	7646.69 (5575.46,10059.43)	10996.01 (8245.91,14276.01)
Qatar	43838.49 (32005.43,58107.09)	473.19 (307.89,675.13)	1711.51 (1113.52,2474.82)	5140.75 (3539.37,6980.95)	9762 (7047.66,13049.58)	10900.79 (8068.36,14415.23)	8704.17 (6469.51,11351.6)	7146.09 (5459.12,9159.78)
Republic of Korea	18749993.69 (14612156.98,23584615.06)	151611.77 (108477.32,200746.73)	662352.12 (484568.17,892124.89)	1274952.16 (965885.64,1631981.97)	1838547.01 (1400095.21,2378227.96)	3062281.16 (2386417.65,3917268.62)	4412371.53 (3376876.9,5546780.37)	7347877.93 (5889836.1,9017484.53)
Republic of Moldova	13887.88 (10328.35,18438.43)	97 (59.49,142.04)	375.84 (240.25,557)	903.39 (601.76,1250.37)	1864.76 (1279.49,2564.43)	2936.41 (2195.06,3954.25)	3240.29 (2439.7,4286.17)	4470.19 (3512.61,5684.17)

)							
Romania	831944.54 (611371.62,1089345.66)	10079 (6517.2,14197.81)	32942.98 (21123.63,47636.04)	51884.74 (35572.7,69723.78)	96351.6 (68756.51,129690.33)	137838.29 (101218.9,179731.01)	200331.12 (148459.86,261576.66)	302516.8 (229722.81,386790.02)
Russian Federation	79224082.92 (62657776.91,97936327.22)	488126.13 (304652.87,745227.64)	1746826.66 (1132959.86,2611749.06)	3943600.89 (2741271.91,5260840.39)	10090856.58 (7227457.84,13348309.56)	17235959.59 (13452475.52,21631963.42)	19622101.02 (16057531.49,23732128.88)	26096612.05 (21741427.41,30606108.29)
Rwanda	14381.37 (10007.39,19773.53)	362.85 (214.71,544.72)	1075.3 (645.55,1663.79)	1545.22 (1005.73,2189.49)	2180.93 (1500.88,3085.5)	2919.02 (2094.2,4004.26)	2887.76 (2016.51,3840.5)	3410.29 (2529.79,4445.26)
Saint Kitts and Nevis	8.85 (6.48,11.68)	0.1 (0.07,0.15)	0.4 (0.25,0.61)	0.72 (0.48,1.01)	1.17 (0.82,1.6)	1.68 (1.25,2.25)	1.94 (1.43,2.51)	2.82 (2.18,3.55)
Saint Lucia	39.24 (29.45,51)	0.48 (0.31,0.69)	1.89 (1.24,2.75)	3.54 (2.46,4.84)	5.09 (3.7,6.85)	7.44 (5.55,9.88)	8.62 (6.63,10.93)	12.16 (9.56,15.06)
Saint Vincent and the Grenadines	8.24 (6.16,10.76)	0.16 (0.1,0.22)	0.54 (0.36,0.77)	0.85 (0.6,1.16)	1.13 (0.83,1.51)	1.58 (1.19,2.11)	1.75 (1.34,2.23)	2.23 (1.75,2.77)
Samoa	9.44 (6.67,12.68)	0.3 (0.18,0.43)	0.83 (0.52,1.23)	1.21 (0.8,1.66)	1.56 (1.07,2.16)	1.73 (1.25,2.32)	1.66 (1.21,2.16)	2.15 (1.64,2.72)
San Marino	6.83 (5.2,8.76)	0.12 (0.08,0.16)	0.37 (0.25,0.51)	0.55 (0.39,0.74)	0.74 (0.55,0.98)	1.08 (0.83,1.39)	1.48 (1.15,1.87)	2.49 (1.96,3.11)
Sao Tome and Principe	7.14 (5.01,9.65)	0.21 (0.13,0.31)	0.59 (0.37,0.89)	0.84 (0.55,1.16)	1.12 (0.78,1.53)	1.4 (1,1.86)	1.37 (0.98,1.79)	1.6 (1.19,2.11)
Saudi Arabia	6990506.24 (5309204.88,8874973.84)	115226.81 (75643.92,157381.04)	481913.19 (330689.39,673582.22)	884707.21 (634995.05,1155534.48)	1299324.39 (968414.75,1659908.94)	1567963.08 (1204226.29,1988734.6)	1339552.89 (1049205.31,1659634.66)	1301818.69 (1046030.18,1580197.91)
Senegal	18049.11 (12437.49,24418.78)	566.73 (348.32,824.34)	1648.72 (1020.26,2436.65)	2371.32 (1551.6,3300.23)	2990.08 (2042.42,4145.31)	3421.19 (2431.01,4607.23)	3231.92 (2281.42,4205.44)	3819.16 (2762.45,4899.57)
Serbia	143622.46 (102194.81,191256.89)	1429.62 (876.72,2072.1)	4937.2 (3062.12,7317.77)	9335.73 (6380.67,13049.74)	15217.07 (10615.2,20816.49)	25054.81 (17683.09,33524.32)	33858.33 (23294.67,45833.23)	53789.71 (40282.34,68643.24)

Seychelles	9.9 (7.02,13.23)	0.18 (0.11,0.26)	0.56 (0.35,0.83)	0.92 (0.62,1.28)	1.3 (0.92,1.8)	1.78 (1.29,2.39)	2.11 (1.53,2.76)	3.04 (2.22,3.91)
Sierra Leone	8115.74 (5700.98,11076.05)	275.85 (172.81,398.17)	830.08 (519.44,1227.74)	1156.31 (780.58,1608.63)	1406.23 (983.34,1947.34)	1511.33 (1084.36,2061.51)	1433.4 (1049.89,1870.19)	1502.54 (1110.56,1962.47)
Singapore	353189.56 (259781.58,463367.69)	2749.66 (1707.74,3967.09)	10589.03 (6601.63,15623.64)	27238.27 (18460.33,37912.31)	48751.74 (34935.26,66827.56)	70639.28 (52282.56,92346.48)	95931.4 (71425.35,123322.19)	97290.19 (74368.71,123368.42)
Slovakia	105299.87 (76118.23,138531.88)	995.87 (638.52,1444.47)	3655.44 (2362.2,5390.91)	7283.83 (4880.33,9995.94)	12506.71 (8689.29,17111.53)	19560.19 (14081.14,25617.88)	25179.47 (17996.9,33153.63)	36118.36 (27469.84,45817.54)
Slovenia	29763.43 (20548.67,40624.15)	207.23 (130.1,307.36)	758.7 (473.11,1137.51)	1445.74 (970.32,2046.23)	2708.59 (1862.39,3851.95)	4776.9 (3308.28,6513.81)	7141.68 (4776.24,10211.11)	12724.6 (9028.23,16556.18)
Solomon Islands	34.31 (24.7,45.61)	0.94 (0.59,1.36)	2.81 (1.76,4.15)	4.08 (2.75,5.6)	5.33 (3.72,7.33)	6.57 (4.77,8.86)	6.67 (4.94,8.51)	7.9 (6.15,9.8)
Somalia	3639.49 (2554.67,4902.14)	117.3 (69.19,177.27)	320.88 (193.46,493.73)	422.16 (277.71,592.93)	497.24 (348.08,671.87)	681.35 (486.79,895.68)	770.94 (555.55,1005.62)	829.61 (623.89,1065.03)
South Africa	10740607.25 (8538869.72,13244556.66)	120004.62 (76232.52,177171.09)	482339.93 (323767.67,686029.82)	1130778.25 (856206.81,1411744.31)	1997976.47 (1561287.82,2485162.84)	2518843.57 (2006982.32,3090842.6)	2118594.6 (1739291.17,2558849.17)	2372069.8 (1975101.4,2834756.84)
South Sudan	3979.89 (2777.93,5439.12)	128.14 (76.02,190.95)	332.2 (197.69,502.36)	355.9 (229.43,498.27)	564.68 (385.66,777.56)	784.89 (562.77,1062.89)	826.59 (590.07,1113.01)	987.49 (736.29,1294.08)
Spain	15824775.59 (14004842.79,17931095.48)	136787.6 (101909,175913.38)	430920.64 (345909.59,528842.5)	797189.09 (677324.68,933265.49)	1402849.91 (1216868.69,1610875.73)	2553886.5 (2250753.68,2897392.9)	3979102.75 (3536088.46,4505419.1)	6524039.1 (5875988.7,7279386.39)
Sri Lanka	112638.23 (79353.46,153038.9)	2369.98 (1436.07,3488.58)	6887.73 (4248.92,10431.87)	10902.92 (7119.27,15539.6)	14777.47 (10136.42,20733.42)	21254.03 (15293.58,28867.89)	24753.99 (17738.76,32640.83)	31692.12 (23380.44,41336.73)
Sudan	404713.97 (307960.86,515581.1)	14155.9 (9604.52,18922.14)	43144.29 (29462.31,59790.32)	60567.51 (44113.25,79879.1)	72150.62 (54140.61,93295.65)	80262.99 (62171.81,100843.9)	68203.76 (54562.85,82943.48)	66228.9 (53905.51,79906.98)

	69)))	5))	7)		
Suriname	378.72 (281.28,493.76)	7.96 (5.28,11.12)	27.09 (17.93,38.65)	40.68 (29.05,54.98)	57.54 (41.88,75.86)	73.87 (55.97,96.27)	73.67 (55.75,93.06)	97.9 (75.42,123.82)
Sweden	1283683.22 (978138.88,1646897.44)	15906.09 (10437.9,22233.15)	49880.25 (33195.96,70838.05)	102619.84 (74472.91,136700.58)	170431.9 (125756.37,230521.49)	222729.35 (174198.11,281896.3)	269588.83 (206735.1,343669.45)	452526.97 (353342.53,561038.42)
Switzerland	1334980.64 (953222.44,1775251.2)	14515.6 (9360.08,20205.01)	54115.23 (34909.26,77326.62)	104529.42 (71489.31,144347.68)	172328.73 (122668.15,239832.46)	249355.73 (181178.33,333110.02)	295928.35 (209852.99,386916.57)	444207.59 (323764.33,573512.84)
Syrian Arab Republic	276709.71 (205491.68,362881.97)	9597.65 (6417.78,13518.82)	28292.28 (18653.72,40895.62)	18702.4 (13336.69,25283.76)	28663.37 (20646.7,38175.98)	59267.06 (44555.45,78478.6)	59837.88 (45768.51,76396.36)	72349.07 (56112.82,90132.83)
Taiwan (Province of China)	1844169.85 (1748502.67,1942805.68)	15000.9 (13544.09,16469.01)	56205.23 (51314.85,61639.19)	97794.6 (91082.94,105142.71)	145588.76 (135130.73,157987.03)	276692.75 (262864.8,290880.66)	461942.51 (435412.25,488650.62)	790945.11 (759153.01,822036.46)
Tajikistan	35259.56 (26721.1,45276.68)	762.02 (520.99,1078.22)	2946.92 (2011.79,4217.92)	4891.84 (3577.06,6373.22)	6746.58 (4973.14,8727.28)	7017.46 (5361.4,9039.41)	5847.86 (4588.51,7296.61)	7046.89 (5688.22,8544.01)
Thailand	2929986.72 (2032782.79,4030896.58)	29013.78 (17745.32,42977.62)	107337.88 (67432.15,160676.51)	192166.76 (125101.34,272818.03)	277788.92 (191475.77,410214.73)	488474.34 (339373.92,692931.81)	679395.78 (460808.56,920768.25)	1155809.25 (830845.75,1530509.62)
Timor-Leste	125.25 (85.16,175.94)	4.16 (2.44,6.11)	12.02 (7.38,18.42)	15.9 (10.18,22.94)	18.18 (12.23,25.92)	20.41 (14.18,28.79)	22.44 (15.31,30.64)	32.15 (23.44,43.13)
Togo	3343.02 (2340.44,4533.75)	89.71 (54.94,130.57)	261.85 (160.37,393.09)	393.71 (260.91,557.67)	548.65 (382.24,746.41)	674.25 (482.44,905.28)	634.87 (456.56,833.85)	739.98 (542.99,966.89)
Tokelau	0 (0,0.01)	0 (0,0)	0 (0,0)	0 (0,0)	0 (0,0)	0 (0,0)	0 (0,0)	0 (0,0)
Tonga	2.01 (1.42,2.7)	0.06 (0.04,0.09)	0.19 (0.11,0.28)	0.25 (0.16,0.35)	0.3 (0.21,0.42)	0.38 (0.27,0.51)	0.37 (0.27,0.48)	0.45 (0.34,0.58)
Trinidad and Tobago	7918.16 (5869.43,10461.79)	70.76 (43.99,106.49)	251.28 (159.08,380.17)	523.88 (336.27,730.9)	1032.81 (677.81,1485.48)	1769.62 (1309.79,2335.65)	1883.71 (1445.62,2416.11)	2386.09 (1896.87,3007)
Tunisia	174921.52	3117.11	10777.67	18883.66	28045.79	37110.7	36827.01	40159.57

	(132708.98,224028.41)	(2068.75,4353.01)	(7327.53,15440.5)	(13482.26,25662.16)	(20761.4,36824.01)	(28390.76,47503.91)	(28768.5,45333.94)	(31909.77,48910.87)
Turkmenistan	27343.64 (20591.93,35379.68)	606.16 (393.27,849.28)	2052.4 (1356.59,2906.01)	1967676.02 (1435263.82,2571443.98)	4477.45 (3279.49,5893.09)	5243.88 (4019.14,6801.14)	5148.54 (4039.12,6474.12)	6479.56 (5143.82,7973.38)
Tuvalu	0.07 (0.05,0.09)	0 (0,0)	0.01 (0,0.01)	3335.65 (2360.51,4482.65)	0.01 (0.01,0.01)	0.01 (0.01,0.02)	0.01 (0.01,0.02)	0.02 (0.01,0.02)
Türkiye	21908774.84 (17041159.09,27886296.74)	301014.43 (213877.55,411484.29)	1191575.33 (847385.91,1657483.83)	0.01 (0.01,0.01)	2884107 (2160027.01,3823902.69)	4192174.15 (3314058.34,5299830.73)	4992529.82 (3922901.34,6287333.2)	6379698.09 (5147645.13,7834818.02)
Uganda	100883.65 (69700.66,138613.41)	3487.71 (2082.02,5203.39)	9809.46 (5952.34,14717.08)	13506.05 (8918.46,18920.81)	16323.2 (11360.41,23027.66)	18452.65 (13032.22,25120.23)	17830.06 (12625.91,23540.97)	21474.53 (15729.3,28083.29)
Ukraine	1790644.62 (1305352.07,2353786.34)	14860.51 (9230.02,21982.98)	51848.48 (31737.39,76955.97)	118257.45 (78208.45,161507.98)	240290.65 (169044.69,327137.34)	384714.34 (288354.63,510645.8)	411417.28 (302454,532162.67)	569255.9 (426322.91,723393.6)
United Arab Emirates	485678.38 (371662.06,611327.63)	5653.54 (3875.72,7975.84)	19403.84 (12918.56,27930.52)	24346.65 (17099.32,32646.12)	47906.93 (34758,62526.36)	150359.84 (114235.66,189953.45)	140249.47 (110226.92,172137.15)	97758.12 (78547.88,118158.19)
United Kingdom	77796301 (59871612.32,99126899.68)	1072066.14 (756819.3,1410068.89)	3725631.34 (2612253.12,5071158.12)	6592738.62 (4806891.66,8691965.36)	10223341.37 (7750815.56,13415447.9)	14119754.15 (11098156.35,18336669.77)	16320094.17 (12554518.78,20490867.92)	25742675.2 (20292157.55,31710721.73)
United Republic of Tanzania	177559.6 (123285.59,244630.67)	5005.23 (2959.75,7391.07)	14708.21 (8977.94,22109.77)	21222.14 (14034.83,29883.99)	26538.95 (18482.26,37987)	32808.99 (23520.37,45372.43)	34337.1 (23925.78,45745.95)	42938.99 (31384.65,56140.47)
United States of America	2634665826 (2180655686,3112760402)	63913803.4 (53389090.11,76155080.23)	140256769.9 (115995592.6,168850133.7)	207524485.3 (172455554.9,245300900.8)	316263056.7 (261120888.3,379093468)	466967931 (391664544.7,550883598.1)	577392757.6 (468426221.1,683106795.7)	862347021.8 (717603794.3,1009370425)
United States	7.41 (5.53,9.61)	0.12 (0.07,0.17)	0.36 (0.23,0.52)	0.66 (0.46,0.9)	0.98 (0.71,1.29)	1.39 (1.04,1.8)	1.59 (1.21,1.99)	2.33 (1.8,2.95)

Virgin Islands								
Uruguay	49329.35 (36132.49,64392.45)	777.89 (506.44,1111.19)	2595.97 (1646.12,3794.9)	4295.78 (2865.29,5887.59)	6213.01 (4402.99,8474.24)	9020.41 (6633.13,11839.39)	11067.17 (8210.57,14109.91)	15359.12 (11867.95,19175.24)
Uzbekistan	1545062.25 (1204717.66,191396 8.31)	13800.7 (8459.37,20920.56)	59756.45 (38437.63,88491.07)	142996.22 (95123.45,190121. 48)	256449.39 (176244.4,335730.4 8)	338954.2 (263415.33,418396. 87)	333902.85 (279794.09,392850. 45)	399202.45 (343243.4,467457.38)
Vanuatu	5.78 (4.09,7.63)	0.17 (0.11,0.24)	0.53 (0.33,0.78)	0.77 (0.51,1.04)	0.92 (0.63,1.24)	1.08 (0.78,1.4)	1.05 (0.77,1.34)	1.26 (0.96,1.59)
Venezuela (Bolivarian Republic of)	496999.11 (374857.57,652369. 25)	4484.59 (2803.02,6760.39)	13679.19 (9035.43,20247.17)	29722.3 (19953.51,40143.2 8)	60569.4 (41969.91,85542.75)	95842.63 (72653.54,128572.5 7)	124286.38 (94847.86,161505.2)	168414.61 (133594.31,209597.8 9)
Viet Nam	4659433.16 (3308290.88,625130 2.88)	62809.1 (38283.77,91609.0 4)	205658.46 (126360.44,305703. 73)	422886.62 (282065.92,580223 .28)	694654.39 (487689.1,947133.3 8)	927743.18 (667704.35,123713 5.22)	987798.95 (705873.75,1303402 .07)	1357882.46 (1000313.56,178609 6.15)
Yemen	80309.35 (60085.81,103013.8 7)	2941.77 (1961.85,4067.19)	7987.44 (5425.86,11282.86)	11156.29 (7988.89,14681.49)	14596.29 (10736.53,18915.19)	16717.53 (12764.69,21138.14)	13965.34 (10897.4,17270.27)	12944.69 (10310.59,15658.75)
Zambia	38178.47 (26516,52348.36)	1156.54 (699.23,1706.09)	3434.92 (2154.15,5267.65)	5012.96 (3273.98,7082.6)	6209.13 (4204.34,8597.32)	7321.87 (5180.09,9892.65)	7048.15 (4991.08,9430.82)	7994.9 (6013.11,10371.24)
Zimbabwe	39166.56 (29461.29,50290.53)	1019.92 (652.25,1482.27)	3291.63 (2095.39,4837.54)	4975.21 (3549.19,6604.75)	6672.68 (4959.86,8565.6)	8273.21 (6417.54,10462.04)	7423.96 (5785.08,9197.87)	7509.95 (6001.98,9140.45)

Table S12. Total healthcare expenditure for women of reproductive age in all age groups due to osteoarthritis in 204 countries or territories in 2021

Location	Total healthcare expenditure (95% uncertainty interval, 2020 US\$)							
	All ages (15-49 years)	15-19 years	20-24 years	25-29 years	30-34 years	35-39 years	40-44 years	45-49 years
Afghanistan	89731.14 (73899.22,107114.87)	0 (0,0)	0 (0,0)	0 (0,0)	4395.41 (3390.56,5552.29)	8104.06 (6462.95,10239.32)	18259.92 (15002.03,22329.09)	58971.75 (49043.68,68994.15)
Albania	4237.68 (3503.58,5077.2)	0 (0,0)	0 (0,0)	0 (0,0)	180.81 (137.49,228.84)	377.08 (301.38,470.94)	957.52 (785,1156.05)	2722.27 (2279.71,3221.37)
Algeria	1224544.89 (1007791.39,1477347.64)	0 (0,0)	0 (0,0)	0 (0,0)	60334.28 (45498.31,78401.6)	147896.97 (115555.27,190146.92)	322435.48 (263234.19,393072.6)	693878.16 (583503.61,815726.53)
American Samoa	1.72 (1.43,2.05)	0 (0,0)	0 (0,0)	0 (0,0)	0.06 (0.05,0.07)	0.15 (0.12,0.19)	0.42 (0.34,0.5)	1.09 (0.93,1.28)
Andorra	29.96 (24.69,35.6)	0 (0,0)	0 (0,0)	0 (0,0)	0.93 (0.72,1.18)	2.43 (1.93,3.04)	7.05 (5.79,8.58)	19.55 (16.25,22.8)
Angola	119004.15 (96574.22,146239.11)	0 (0,0)	0 (0,0)	0 (0,0)	6963.18 (5168.4,9148.85)	13966.9 (10806.77,17762.05)	31167.77 (25083.7,38737.81)	66906.3 (55515.35,80590.4)
Antigua and Barbuda	13.35 (11,16.05)	0 (0,0)	0 (0,0)	0 (0,0)	0.49 (0.38,0.63)	1.28 (1.01,1.6)	3.19 (2.6,3.87)	8.39 (7.02,9.95)
Argentina	4808802.74 (3953597.22,5806220.51)	0 (0,0)	0 (0,0)	0 (0,0)	218699.07 (169217.95,272436.19)	509064.42 (394916.9,636158.93)	1247268.16 (1015754.15,1536471.02)	2833771.1 (2373708.21,3361154.37)
Armenia	10477.52 (8319.25,13043.09)	0 (0,0)	0 (0,0)	0 (0,0)	487.91 (367.63,645.4)	1095.08 (863.17,1394.01)	2569.85 (2052.25,3213.46)	6324.66 (5036.2,7790.22)
Australia	4190152.14 (3481130.18,5050189.32)	0 (0,0)	0 (0,0)	0 (0,0)	187799.46 (147721.82,233876.86)	443088.36 (350676.62,553810.46)	1003801.42 (825073.53,1225580.38)	2555462.9 (2157658.2,3036921.63)
Austria	531484.31 (438747.58,633340.53)	0 (0,0)	0 (0,0)	0 (0,0)	22995.04 (18097.85,29329.17)	50605.67 (40411.75,63251.41)	124932.71 (102895.75,151566.77)	332950.9 (277342.23,389193.18)
Azerbaijan	55780.95	0 (0,0)	0 (0,0)	0 (0,0)	2779.74	5726.38	13116.6	34158.22

	(43918.08,69527.21)				(2086.48,3580.52)	(4517.94,7282.33)	(10459.2,16618.65)	(26854.47,42045.71)
Bahamas	450.41 (370.81,547.46)	0 (0,0)	0 (0,0)	0 (0,0)	17.54 (13.51,22.55)	43.07 (33.73,54.95)	110.77 (90.18,137.06)	279.03 (233.39,332.91)
Bahrain	3773.2 (3090.13,4559.29)	0 (0,0)	0 (0,0)	0 (0,0)	181.17 (136.47,233.65)	394.41 (308.14,498.87)	1022.43 (828.57,1255.59)	2175.18 (1816.95,2571.18)
Bangladesh	3258854.36 (2674141.41,3913203.62)	0 (0,0)	0 (0,0)	0 (0,0)	185530.95 (145521.29,232253.29)	395210.99 (312226.89,499405.22)	870268.07 (704866.86,1070995.24)	1807844.34 (1511526.36,2110549.88)
Barbados	105.63 (87.47,126.31)	0 (0,0)	0 (0,0)	0 (0,0)	3.6 (2.76,4.59)	9.51 (7.47,11.91)	24.18 (19.74,29.51)	68.34 (57.5,80.29)
Belarus	121158.33 (97176.11,149159.92)	0 (0,0)	0 (0,0)	0 (0,0)	4208.24 (3061.84,5637.38)	11419.68 (8682.12,14528.59)	29310.32 (23218.09,36868.67)	76220.09 (62214.06,92125.29)
Belgium	738561.15 (605375.67,889428.36)	0 (0,0)	0 (0,0)	0 (0,0)	31934.89 (24389.26,39980.11)	72011.55 (56778.35,90297.14)	180281.51 (146786.84,221991.36)	454333.2 (377421.22,537159.74)
Belize	73.66 (60.41,89.17)	0 (0,0)	0 (0,0)	0 (0,0)	3.67 (2.84,4.71)	8.34 (6.55,10.67)	18.76 (15.36,23.12)	42.89 (35.66,50.67)
Benin	7752.73 (6320.61,9328.52)	0 (0,0)	0 (0,0)	0 (0,0)	472.69 (364.41,605.7)	928.47 (718.54,1181.33)	2046.22 (1668.78,2499.91)	4305.35 (3568.87,5041.57)
Bermuda	26.9 (22.17,32.2)	0 (0,0)	0 (0,0)	0 (0,0)	0.84 (0.64,1.05)	2.43 (1.88,3.05)	6.55 (5.3,8)	17.09 (14.35,20.1)
Bhutan	196.99 (163.28,235.49)	0 (0,0)	0 (0,0)	0 (0,0)	13.34 (10.61,16.33)	27.6 (22.1,34.32)	54.99 (44.76,67.2)	101.06 (85.81,117.65)
Bolivia (Plurinational State of)	63107.27 (52535.66,75530.49)	0 (0,0)	0 (0,0)	0 (0,0)	3161.25 (2419.25,4052.74)	7299.28 (5840.55,9130.69)	16645.06 (13819.78,20213.72)	36001.68 (30456.08,42133.34)
Bosnia and Herzegovina	14859.02 (12143.94,18024.45)	0 (0,0)	0 (0,0)	0 (0,0)	488.44 (369.7,635.06)	1255.97 (993.79,1589.33)	3711.67 (3024.42,4495.7)	9402.93 (7756.03,11304.36)
Botswana	5564.76 (4547.63,6826.42)	0 (0,0)	0 (0,0)	0 (0,0)	309.77 (237.25,396.63)	711.2 (559.53,908.95)	1477.56 (1197.89,1827.97)	3066.23 (2552.96,3692.87)
Brazil	75731123.59 (62517846.06,907848)	0 (0,0)	0 (0,0)	0 (0,0)	3077646.04 (2365480.39,3897563.8)	7715554.9 (6015608.74,9745032.9)	19228917.27 (15764373.06,2336431)	45709005.38 (38372383.86,53777908)

	15.49)				1)	6)	0.15)	.57)
Brunei Darussalam	474.85 (390.94,571.6)	0 (0,0)	0 (0,0)	0 (0,0)	20.76 (16.06,25.94)	50.25 (39.25,63.37)	119.69 (98.1,147.14)	284.15 (237.52,335.15)
Bulgaria	89472.94 (72093.46,109455.39)	0 (0,0)	0 (0,0)	0 (0,0)	2896.01 (2116.15,3798.48)	7158.8 (5463.87,9259.42)	20628.65 (16411.31,25368.26)	58789.48 (48102.13,71029.22)
Burkina Faso	27099.32 (22157.69,32645.51)	0 (0,0)	0 (0,0)	0 (0,0)	1820.86 (1375.86,2336.84)	3608.3 (2841.51,4662.31)	7051.82 (5733.54,8673.11)	14618.34 (12206.78,16973.25)
Burundi	6113.65 (5004.46,7367.14)	0 (0,0)	0 (0,0)	0 (0,0)	456.29 (344.89,583.08)	896.88 (703.05,1138.86)	1651.83 (1359.97,1997.64)	3108.66 (2596.55,3647.56)
Cabo Verde	95.12 (78.04,114.63)	0 (0,0)	0 (0,0)	0 (0,0)	5.81 (4.45,7.51)	12.13 (9.58,15.34)	23.94 (19.56,29.45)	53.24 (44.45,62.33)
Cambodia	44110.08 (36440.94,52884.73)	0 (0,0)	0 (0,0)	0 (0,0)	2495.37 (1954.73,3101.74)	5745.08 (4556.87,7207.02)	11557.78 (9480.46,14069.19)	24311.84 (20448.88,28506.77)
Cameroon	62146.07 (50841.06,74275.99)	0 (0,0)	0 (0,0)	0 (0,0)	4172.89 (3212.91,5202.47)	8095.28 (6319.89,10164.4)	16275.55 (13389.04,19515.6)	33602.35 (27919.21,39393.51)
Canada	8229355.12 (6801496.65,9963055.69)	0 (0,0)	0 (0,0)	0 (0,0)	378528.5 (289691.25,478246.02)	874095.59 (702345.6,1084978.54)	2067317.52 (1695891.31,2518424.38)	4909413.52 (4113568.49,5881406.76)
Central African Republic	947.79 (774.01,1137.73)	0 (0,0)	0 (0,0)	0 (0,0)	55.51 (41.83,71.11)	114.48 (90.14,144.41)	248.17 (200.44,301.31)	529.63 (441.61,620.9)
Chad	8028.39 (6613.55,9662.4)	0 (0,0)	0 (0,0)	0 (0,0)	515.81 (400.99,659.12)	1014.27 (794.29,1294.85)	2098.21 (1728.31,2543.18)	4400.1 (3689.96,5165.25)
Chile	921535.13 (759450.12,1108213.29)	0 (0,0)	0 (0,0)	0 (0,0)	44086.73 (34287.35,55226.85)	93921.56 (74111.59,118853.14)	217505.41 (179265.25,267874.89)	566021.42 (471785.93,666258.41)
China	2548188845 (2114550832,3031388810)	0 (0,0)	0 (0,0)	0 (0,0)	93693417.39 (72910598.49,117165978.1)	221401648.1 (170150971.5,282871566.7)	510081647.1 (416100905,621931729.7)	1723012133 (1455388357,2009419536)
Colombia	2800711.51	0 (0,0)	0 (0,0)	0 (0,0)	122051.96	298997.12	714383.26	1665279.17

	(2298928.32,3350098.58)				(94394.93,157268.55)	(235541.98,373513.22)	(581131.93,856597.54)	(1387859.47,1962719.26)
Comoros	66.23 (54.53,79.89)	0 (0,0)	0 (0,0)	0 (0,0)	3.46 (2.66,4.37)	7.17 (5.68,9.02)	16.57 (13.63,20.26)	39.03 (32.56,46.24)
Congo	2115.05 (1746.03,2556.89)	0 (0,0)	0 (0,0)	0 (0,0)	109.38 (81.58,142.14)	246.56 (192.43,312.62)	563.2 (465.37,689.65)	1195.91 (1006.65,1412.47)
Cook Islands	0.43 (0.36,0.52)	0 (0,0)	0 (0,0)	0 (0,0)	0.02 (0.01,0.02)	0.04 (0.03,0.05)	0.11 (0.09,0.13)	0.28 (0.23,0.32)
Costa Rica	40334.25 (33049.72,48266.24)	0 (0,0)	0 (0,0)	0 (0,0)	1902.04 (1466.55,2412.86)	4604.9 (3601.44,5773.31)	10577.31 (8685.07,12758.81)	23249.98 (19296.65,27321.27)
Croatia	34204.09 (28009.85,42338.11)	0 (0,0)	0 (0,0)	0 (0,0)	1159.17 (861.73,1510.67)	3036.25 (2375.73,3854.03)	8280.56 (6739.14,10371.58)	21728.11 (18033.27,26601.83)
Cuba	377083.15 (310366.97,447674.9)	0 (0,0)	0 (0,0)	0 (0,0)	13755.83 (10556.53,17539.12)	30617.03 (23825.23,38708.63)	70222.72 (57373.36,84941.99)	262487.56 (218611.85,306485.16)
Cyprus	4117.86 (3357.24,4952.11)	0 (0,0)	0 (0,0)	0 (0,0)	195.91 (150.26,249.49)	479.27 (379.27,593.61)	1095.96 (888.89,1336.5)	2346.73 (1938.82,2772.51)
Czechia	478871.03 (386566.6,588501.58)	0 (0,0)	0 (0,0)	0 (0,0)	13939.77 (10174.23,18332.47)	34861.62 (26986.34,44912.6)	110030.45 (88972.37,136639.53)	320039.19 (260433.66,388616.97)
Côte d'Ivoire	67470.43 (54930.61,81737.82)	0 (0,0)	0 (0,0)	0 (0,0)	4507.87 (3365.64,5764.3)	9128.22 (7050.52,11631.62)	18070.43 (14713.7,22125.65)	35763.92 (29800.74,42216.26)
Democratic People's Republic of Korea	29093.5 (23953.53,35185.07)	0 (0,0)	0 (0,0)	0 (0,0)	1025.91 (803.37,1305.34)	2737.87 (2138.48,3489.46)	6654.22 (5388.96,8144.48)	18675.5 (15622.73,22245.78)
Democratic Republic of the Congo	171395.96 (140154.96,206866.27)	0 (0,0)	0 (0,0)	0 (0,0)	10474.07 (7920.97,13331.69)	21035.72 (16441.5,27008.23)	44302.9 (35940.41,54333.77)	95583.28 (79852.09,112192.57)
Denmark	197259.95 (162964.69,235473.26)	0 (0,0)	0 (0,0)	0 (0,0)	8438.13 (6510.72,10618.24)	16668.71 (13174.57,20965.54)	44964.42 (36688.37,54309.24)	127188.69 (106591.03,149580.23)
Djibouti	94.54 (77.27,114.69)	0 (0,0)	0 (0,0)	0 (0,0)	5.36 (4.06,6.91)	11.83 (9.15,15.06)	25.81 (21.11,31.89)	51.54 (42.95,60.83)

Dominica	2.14 (1.75,2.57)	0 (0,0)	0 (0,0)	0 (0,0)	0.1 (0.08,0.12)	0.23 (0.18,0.29)	0.5 (0.41,0.61)	1.3 (1.08,1.54)
Dominican Republic	121762.7 (99566.66,147421.93)	0 (0,0)	0 (0,0)	0 (0,0)	5836.11 (4415.48,7515.54)	13210.77 (10264.06,16756.91)	30886.44 (25077.85,38300.77)	71829.39 (59809.27,84848.7)
Ecuador	278234.46 (228714.93,334343.04)	0 (0,0)	0 (0,0)	0 (0,0)	12986.54 (9973.1,16453.1)	31305.48 (24355.78,39789.92)	71962.43 (58549.96,87725.76)	161980.01 (135836.1,190374.27)
Egypt	4396964.36 (3581426.89,5305878.6)	0 (0,0)	0 (0,0)	0 (0,0)	239463.08 (182483.31,305520.32)	552289.9 (429460.86,696912.61)	1178280.06 (954956.81,1433765.39)	2426931.32 (2014525.92,2869680.28)
El Salvador	31640.68 (26119.83,38041.96)	0 (0,0)	0 (0,0)	0 (0,0)	1385.76 (1073.71,1773.21)	3136.53 (2463.91,3955.64)	8123.14 (6621.88,9958.37)	18995.25 (15960.33,22354.74)
Equatorial Guinea	702.38 (570.9,859.76)	0 (0,0)	0 (0,0)	0 (0,0)	45.81 (34.56,59.41)	91.7 (71.16,119.19)	186.94 (151.29,232.28)	377.93 (313.89,448.88)
Eritrea	1102.21 (899.31,1326.7)	0 (0,0)	0 (0,0)	0 (0,0)	64.02 (48.68,82.23)	132.36 (104.83,167.27)	286.23 (234.78,342.92)	619.59 (511.02,734.28)
Estonia	5339.12 (4259.23,6607.92)	0 (0,0)	0 (0,0)	0 (0,0)	184.77 (134.92,245.48)	457.31 (355.46,584.45)	1250.48 (984.33,1570.13)	3446.55 (2784.52,4207.86)
Eswatini	530.62 (433.45,641)	0 (0,0)	0 (0,0)	0 (0,0)	36.39 (27.69,46.4)	71.54 (55.33,90.55)	141.25 (114.68,172.68)	281.44 (235.75,331.37)
Ethiopia	432924 (353695.27,527128.63)	0 (0,0)	0 (0,0)	0 (0,0)	27788.61 (20514.5,36126.28)	54061.2 (42451.73,68598.53)	116946.04 (95249.54,143428.55)	234128.14 (195479.5,278975.26)
Fiji	463.59 (385.76,556.2)	0 (0,0)	0 (0,0)	0 (0,0)	20.34 (15.75,25.3)	52.34 (40.98,66.35)	122.34 (100.8,150.16)	268.57 (228.22,314.39)
Finland	125434.58 (102938.32,151268.05)	0 (0,0)	0 (0,0)	0 (0,0)	5725.15 (4447.01,7214.3)	13119.16 (10392.31,16532.21)	31793.33 (25830.05,38822)	74796.94 (62268.95,88699.54)
France	23752262 (19514260.45,28313207.36)	0 (0,0)	0 (0,0)	0 (0,0)	968602.53 (751631.96,1217959.75)	2279538.23 (1810058.12,2848310.92)	5617640.97 (4581782.29,6804866.12)	14886480.27 (12370788.08,17442070.57)

Gabon	1314.47 (1082.49,1598.54)	0 (0,0)	0 (0,0)	0 (0,0)	74.77 (55.91,96.47)	148.94 (117.28,191.43)	331.58 (271.41,411.21)	759.17 (637.89,899.43)
Gambia	425.96 (347.96,519.01)	0 (0,0)	0 (0,0)	0 (0,0)	28.25 (21.66,36.1)	56.1 (43.96,72.39)	114.38 (93.36,141.37)	227.23 (188.98,269.15)
Georgia	12904.83 (10326.76,15991.36)	0 (0,0)	0 (0,0)	0 (0,0)	498.76 (376,644.42)	1153.07 (910.84,1484.57)	2985.16 (2385.49,3713.81)	8267.84 (6654.44,10148.56)
Germany	44998352.85 (37202089.34,538336 53.8)	0 (0,0)	0 (0,0)	0 (0,0)	2114422.91 (1642741.04,2647408.9)	4673773.03 (3714426.07,5860798.8 9)	11338314.35 (9430579.78,13640114 .99)	26871842.56 (22414342.46,31685331 .03)
Ghana	163400.57 (133574.81,197696.6 7)	0 (0,0)	0 (0,0)	0 (0,0)	9649.01 (7404.2,12316.16)	19820.19 (15446.42,25408.94)	42551.12 (34674.45,52061.62)	91380.24 (76049.74,107909.95)
Greece	285406.01 (234002.39,339251.4 3)	0 (0,0)	0 (0,0)	0 (0,0)	9143.63 (7205.67,11416.58)	25271.8 (20146.72,31259.75)	72095.49 (58547.87,87504.48)	178895.08 (148102.13,209070.61)
Greenland	11.72 (9.51,14.18)	0 (0,0)	0 (0,0)	0 (0,0)	0.76 (0.59,0.96)	1.55 (1.25,1.93)	2.98 (2.42,3.61)	6.43 (5.25,7.69)
Grenada	8.46 (6.94,10.12)	0 (0,0)	0 (0,0)	0 (0,0)	0.34 (0.26,0.44)	0.75 (0.58,0.94)	1.89 (1.53,2.3)	5.48 (4.57,6.45)
Guam	26.76 (22.22,31.68)	0 (0,0)	0 (0,0)	0 (0,0)	0.95 (0.74,1.19)	2.37 (1.84,2.97)	5.98 (4.86,7.25)	17.46 (14.78,20.26)
Guatemala	110351.55 (90734.83,133878.24)	0 (0,0)	0 (0,0)	0 (0,0)	5610.24 (4357.55,7071.26)	12741.62 (9887.62,16197.76)	30021.16 (24506.39,36894.06)	61978.53 (51983.27,73715.15)
Guinea	10042.31 (8297.74,12047.81)	0 (0,0)	0 (0,0)	0 (0,0)	689.76 (526.53,870.2)	1319.16 (1038.98,1667.46)	2624.38 (2154.7,3217.99)	5409 (4577.52,6292.15)
Guinea-Bissau	378.63 (309.7,457.43)	0 (0,0)	0 (0,0)	0 (0,0)	26.13 (19.71,33.51)	51.69 (40.56,65.59)	101.62 (83.41,124.84)	199.19 (166.03,233.49)
Guyana	363.34 (300.09,439.85)	0 (0,0)	0 (0,0)	0 (0,0)	15.79 (12.16,20.36)	35.36 (27.86,44.98)	92.6 (75.6,113.6)	219.58 (184.47,260.92)
Haiti	14718.21 (12168.23,17717.14)	0 (0,0)	0 (0,0)	0 (0,0)	807.21 (626.34,1017.48)	1901.08 (1496.81,2397.58)	4014.56 (3299.83,4860.35)	7995.36 (6745.25,9441.73)
Honduras	33094.75	0 (0,0)	0 (0,0)	0 (0,0)	1765.28	3892.52	8789.49	18647.46

	(27149.89,39848.64)				(1364.21,2229.5)	(3058.36,4916.34)	(7096.76,10814.11)	(15630.56,21888.69)
Hungary	261970.04 (211254.5,320961.1)	0 (0,0)	0 (0,0)	0 (0,0)	7241.28 (5373.3,9513.53)	18270.08 (14138.6,23444.27)	62757 (50697.63,77285.84)	173701.67 (141044.97,210717.46)
Iceland	715.82 (576.46,875.71)	0 (0,0)	0 (0,0)	0 (0,0)	32.25 (24.64,42.07)	72.33 (55.95,92.7)	183.33 (145.65,227.04)	427.91 (350.21,513.9)
India	500811146.1 (413343827.2,595453 956.1)	0 (0,0)	0 (0,0)	0 (0,0)	27577070.35 (21914725.23,34274685 .49)	60404370.33 (47630396.82,7463747 8.51)	131072636.1 (107657133,15842974 6.6)	281757069.3 (236141572.2,32811204 5.5)
Indonesia	25993709.45 (21559558.33,309372 82.88)	0 (0,0)	0 (0,0)	0 (0,0)	1088784.31 (829318.94,1382602.05)	2558329.76 (1987115.36,3211177.9 4)	6482950.5 (5347143.11,7903705. 64)	15863644.87 (13395980.93,18439797 .26)
Iran (Islamic Republic of)	6824550.78 (5620281.59,8260280 .11)	0 (0,0)	0 (0,0)	0 (0,0)	336438.36 (252294.61,432018.88)	856741.2 (672173.64,1078529.16)	1823875.02 (1500403.06,2236508. 28)	3807496.2 (3195410.27,4513223.7 8)
Iraq	543929.78 (449097.67,654974.7 1)	0 (0,0)	0 (0,0)	0 (0,0)	28583.52 (21971.52,36628.56)	58098.03 (45409.28,73905.5)	137322.18 (111903.34,166499.73)	319926.06 (269813.53,377940.92)
Ireland	187406.99 (153352.55,224808.1 1)	0 (0,0)	0 (0,0)	0 (0,0)	6792.84 (5296.1,8519.84)	18906.93 (14978.8,23920.69)	49232.85 (40060.16,59485.88)	112474.37 (93017.49,132881.7)
Israel	257825.92 (212333.82,308108.1 4)	0 (0,0)	0 (0,0)	0 (0,0)	11523.97 (9049.73,14462.48)	26933.63 (21524.86,33495.62)	64411.09 (52961.1,77957.21)	154957.23 (128798.13,182192.82)
Italy	15813834.47 (13085631.3,1892845 1.9)	0 (0,0)	0 (0,0)	0 (0,0)	479006.81 (369389.39,605950.58)	1140758.86 (901853.75,1432412.39)	3423559.95 (2820497.14,4173737. 46)	10770508.85 (8993891.01,12716351. 48)
Jamaica	5275.54 (4341.22,6362.62)	0 (0,0)	0 (0,0)	0 (0,0)	255.68 (195.52,327.29)	595.43 (464.44,762.38)	1287.57 (1050.84,1565.72)	3136.85 (2630.42,3707.23)
Japan	110302783.9	0 (0,0)	0 (0,0)	0 (0,0)	2600123.7	7382585.39	22786653.96	77533420.89

	(91322493.52,132354 156.3)				(1999571.81,3319981.8 3)	(5780661.1,9255089.75)	(18532225.19,2780601 1.83)	(65010035.42,91973072 .87)
Jordan	81493.16 (66587.11,98480.03)	0 (0,0)	0 (0,0)	0 (0,0)	3911.93 (2954.84,5101.68)	9211.57 (7146.19,11631.92)	21261.69 (17109.06,26244.48)	47107.98 (39377.02,55501.96)
Kazakhstan	324886.97 (256180.6,406906.96)	0 (0,0)	0 (0,0)	0 (0,0)	14433.44 (10613.04,19062.01)	30108.76 (23207.74,38074.74)	74806.72 (58877.37,94458.58)	205538.05 (163482.43,255311.62)
Kenya	338913.08 (277100.01,414181.2 5)	0 (0,0)	0 (0,0)	0 (0,0)	21015.77 (15800,27058.06)	41187.48 (32160.06,52324.8)	87021.65 (71117.96,107892.66)	189688.18 (158022,226905.73)
Kiribati	3.43 (2.83,4.1)	0 (0,0)	0 (0,0)	0 (0,0)	0.18 (0.14,0.23)	0.42 (0.32,0.52)	0.93 (0.76,1.14)	1.9 (1.62,2.22)
Kuwait	79773.84 (65119.88,96525.68)	0 (0,0)	0 (0,0)	0 (0,0)	4136.84 (3105.54,5336.98)	10551.14 (8148.7,13455.75)	21632.58 (17460.58,26414.92)	43453.27 (36405.05,51318.03)
Kyrgyzstan	12595.94 (9998.84,15775.14)	0 (0,0)	0 (0,0)	0 (0,0)	651.61 (479.23,871.51)	1245.62 (968.18,1609.93)	2889.66 (2267.84,3660.7)	7809.06 (6283.59,9633)
Lao People's Democratic Republic	7029.9 (5784.59,8443.94)	0 (0,0)	0 (0,0)	0 (0,0)	396.34 (305.78,501.36)	866.79 (673.44,1101.87)	1818.78 (1490.75,2223.37)	3947.98 (3314.61,4617.33)
Latvia	9008.57 (7235.91,11085.07)	0 (0,0)	0 (0,0)	0 (0,0)	297.87 (216.77,388.16)	743.85 (575.53,949.81)	2018.31 (1595.59,2522.44)	5948.54 (4848.03,7224.67)
Lebanon	40379.53 (33166.11,49632.7)	0 (0,0)	0 (0,0)	0 (0,0)	2266.55 (1731.51,2960.13)	4773.66 (3705.99,6167.84)	10351.22 (8457.45,13078.39)	22988.09 (19271.15,27426.34)
Lesotho	875.29 (714.02,1062.43)	0 (0,0)	0 (0,0)	0 (0,0)	54.43 (41.69,71.08)	109.56 (84.97,139.04)	236.65 (193.35,291.98)	474.66 (394.01,560.33)
Liberia	3102.77 (2531.12,3732.29)	0 (0,0)	0 (0,0)	0 (0,0)	164.05 (125.91,210.43)	379.47 (296.22,470.51)	808.36 (658.31,984.09)	1750.89 (1450.67,2067.25)
Libya	56175.7 (46027.23,67706.3)	0 (0,0)	0 (0,0)	0 (0,0)	2329.49 (1773.2,2977.48)	6025.03 (4580.09,7594.82)	14461.35 (11736.56,17779.35)	33359.84 (27937.38,39354.65)
Lithuania	23965.57 (19248.94,29921.91)	0 (0,0)	0 (0,0)	0 (0,0)	759.89 (557.66,995.95)	1815.23 (1384.9,2342.08)	5208.2 (4131.81,6632.84)	16182.25 (13174.57,19951.05)

Luxembourg	3208.57 (2637.7,3874.47)	0 (0,0)	0 (0,0)	0 (0,0)	145.68 (114.64,182.6)	329.15 (260.78,418.29)	801.84 (655.72,978.14)	1931.91 (1606.56,2295.45)
Madagascar	26055.09 (21268.29,31062.32)	0 (0,0)	0 (0,0)	0 (0,0)	1561.52 (1196.59,1980.41)	3107.01 (2433.84,3911.21)	6713.39 (5480.15,8093.22)	14673.17 (12157.71,17077.48)
Malawi	20227.3 (16625.28,24471.12)	0 (0,0)	0 (0,0)	0 (0,0)	1381.89 (1059.14,1774.54)	2711.93 (2135.14,3426.73)	5533.92 (4548.33,6820.29)	10599.57 (8882.68,12449.56)
Malaysia	1104758.45 (913826.17,1328980.65)	0 (0,0)	0 (0,0)	0 (0,0)	58319.25 (44489.16,76151.29)	133488.49 (102846.03,167898.86)	286282.19 (233229.59,345032.91)	626668.51 (533261.38,739897.6)
Maldives	485.72 (396.38,588.15)	0 (0,0)	0 (0,0)	0 (0,0)	27.38 (20.6,35.03)	66.28 (51.2,84.12)	131.84 (107.93,161.99)	260.22 (216.66,307.02)
Mali	19172.63 (15653,22997.65)	0 (0,0)	0 (0,0)	0 (0,0)	1256.04 (944.62,1622.74)	2436.08 (1936.16,3063.67)	5048.09 (4138.83,6143.31)	10432.42 (8633.38,12167.92)
Malta	1056.9 (863.49,1270.66)	0 (0,0)	0 (0,0)	0 (0,0)	46.62 (36.06,58.89)	106 (83.43,133.48)	262.58 (212.13,321.3)	641.7 (531.87,756.99)
Marshall Islands	1.79 (1.49,2.17)	0 (0,0)	0 (0,0)	0 (0,0)	0.08 (0.06,0.1)	0.2 (0.16,0.26)	0.48 (0.39,0.6)	1.03 (0.87,1.2)
Mauritania	2264.66 (1857.56,2736.67)	0 (0,0)	0 (0,0)	0 (0,0)	133.29 (102.71,170.42)	266.1 (207.96,342.07)	581.87 (478.58,719.66)	1283.4 (1068.31,1504.52)
Mauritius	2634.75 (2171.99,3156.57)	0 (0,0)	0 (0,0)	0 (0,0)	95.99 (71.94,123.95)	237.61 (184.57,299.84)	706.1 (571.19,860.59)	1595.06 (1344.29,1872.19)
Mexico	19777299.91 (16317035.88,23688089.1)	0 (0,0)	0 (0,0)	0 (0,0)	796081.81 (614107.46,1011476.14)	1877164.89 (1474368.28,2345734.78)	4732926.42 (3849604.39,5757641.82)	12371126.8 (10378955.75,14573236.36)
Micronesia (Federated States of)	1.44 (1.19,1.72)	0 (0,0)	0 (0,0)	0 (0,0)	0.06 (0.05,0.08)	0.15 (0.11,0.19)	0.35 (0.29,0.43)	0.88 (0.74,1.02)
Monaco	4.77 (3.97,5.69)	0 (0,0)	0 (0,0)	0 (0,0)	0.16 (0.13,0.21)	0.4 (0.32,0.49)	1.17 (0.97,1.42)	3.04 (2.55,3.56)
Mongolia	7349.15	0 (0,0)	0 (0,0)	0 (0,0)	321.71 (231.27,426.34)	677.66 (514.63,866.03)	1700.42	4649.35

	(5730.58,9187.84)						(1335,2126.24)	(3649.68,5769.24)
Montenegro	703.17 (566.3,861.7)	0 (0,0)	0 (0,0)	0 (0,0)	24.11 (17.55,31.53)	63.36 (49.24,80.58)	171.62 (136.73,212.44)	444.08 (362.77,537.15)
Morocco	500214.94 (412977.66,601173.24)	0 (0,0)	0 (0,0)	0 (0,0)	23144.68 (17788.6,29671.65)	54305.97 (42659.26,68873.06)	128717.12 (105908.81,158071.69)	294047.17 (246620.98,344556.84)
Mozambique	48265.98 (39727.39,58211.5)	0 (0,0)	0 (0,0)	0 (0,0)	2930.45 (2259.86,3705.67)	5787.14 (4556.57,7274.76)	12401.34 (10221.03,15360.28)	27147.06 (22689.92,31870.79)
Myanmar	607889.49 (505142.27,729259.55)	0 (0,0)	0 (0,0)	0 (0,0)	25786.86 (19706.34,32492.59)	63279.18 (50303.09,79835.55)	154286.43 (126595.36,188094.84)	364537.02 (308537.48,428836.57)
Namibia	3649.49 (2998.03,4449.82)	0 (0,0)	0 (0,0)	0 (0,0)	212.19 (161.54,271.91)	430.24 (338.17,550.19)	936.45 (764.83,1164.57)	2070.6 (1733.48,2463.15)
Nauru	0.12 (0.1,0.14)	0 (0,0)	0 (0,0)	0 (0,0)	0.01 (0,0.01)	0.01 (0.01,0.02)	0.03 (0.03,0.04)	0.07 (0.06,0.08)
Nepal	151606.51 (125595.68,181647.6)	0 (0,0)	0 (0,0)	0 (0,0)	9625.47 (7696.21,11844.49)	20138.78 (16014.19,25213.76)	41611.68 (33722.89,50832.06)	80230.58 (68162.39,93757.29)
Netherlands	1589760.57 (1308037.65,1903339.99)	0 (0,0)	0 (0,0)	0 (0,0)	67355.2 (52874.98,84438.48)	145981.26 (115056.3,183203.29)	362682.27 (296631.13,442475.85)	1013741.84 (843475.24,1193222.38)
New Zealand	124035.03 (101669.85,147977.45)	0 (0,0)	0 (0,0)	0 (0,0)	5819.2 (4584.37,7358.1)	11539.46 (9112.68,14335.66)	27912.47 (22941.52,34065.78)	78763.89 (65031.27,92217.91)
Nicaragua	18970.12 (15507.65,22812.33)	0 (0,0)	0 (0,0)	0 (0,0)	964.19 (747.24,1234.92)	2216.18 (1715.33,2803.29)	4987.9 (4031.25,6109.64)	10801.85 (9013.83,12664.47)
Niger	14735.81 (11937.57,17685.49)	0 (0,0)	0 (0,0)	0 (0,0)	882.3 (674.75,1143.23)	1740.54 (1347.7,2183.34)	3845.53 (3111.93,4714.62)	8267.44 (6803.19,9644.31)
Nigeria	4697410.26 (3884552.26,5633766.34)	0 (0,0)	0 (0,0)	0 (0,0)	275894.12 (212117.22,350730.84)	520979.6 (411200.81,656312.2)	1150086.12 (948825.9,1399871.18)	2750450.43 (2312408.34,3226852.12)

Niue	0 (0,0)	0 (0,0)	0 (0,0)	0 (0,0)	0 (0,0)	0 (0,0)	0 (0,0)	0 (0,0)
North Macedonia	5425.36 (4435.16,6662.91)	0 (0,0)	0 (0,0)	0 (0,0)	210.27 (156.76,274.29)	510.82 (397.63,656.18)	1346.31 (1097.87,1686.1)	3357.97 (2782.91,4046.34)
Northern Mariana Islands	1.82 (1.53,2.17)	0 (0,0)	0 (0,0)	0 (0,0)	0.05 (0.04,0.06)	0.14 (0.11,0.17)	0.26 (0.22,0.32)	1.38 (1.17,1.61)
Norway	196032.21 (161563.72,233601.86)	0 (0,0)	0 (0,0)	0 (0,0)	8789.02 (6801.88,11132.4)	17659.84 (13990.49,22036.52)	44068.54 (36313.63,53198.48)	125514.81 (104457.72,147234.46)
Oman	18298.06 (14849.57,22170.71)	0 (0,0)	0 (0,0)	0 (0,0)	1213.96 (913.44,1569.33)	2634.22 (2063.89,3311.57)	5357.58 (4335.49,6534.72)	9092.3 (7536.75,10755.09)
Pakistan	6046826.68 (4959500.23,7399037.57)	0 (0,0)	0 (0,0)	0 (0,0)	407278.08 (316829.06,513540.96)	759266.86 (592375.23,962129.71)	1609632.72 (1317050.53,1986636.3)	3270649.03 (2733245.42,3936730.6)
Palau	0.84 (0.7,0.99)	0 (0,0)	0 (0,0)	0 (0,0)	0.02 (0.02,0.02)	0.06 (0.05,0.07)	0.19 (0.16,0.23)	0.57 (0.48,0.66)
Palestine	3116.27 (2554.33,3775.79)	0 (0,0)	0 (0,0)	0 (0,0)	183.47 (139.63,236.09)	364.65 (287.71,462.99)	803.87 (655.88,982.97)	1764.28 (1471.11,2093.74)
Panama	38840.82 (31929.42,46628.58)	0 (0,0)	0 (0,0)	0 (0,0)	1615.8 (1236.25,2046.06)	3996.85 (3065.49,5043.31)	9676.33 (7850.29,11865.6)	23551.84 (19777.4,27673.61)
Papua New Guinea	8064.93 (6604.11,9705.48)	0 (0,0)	0 (0,0)	0 (0,0)	421.82 (325.27,525.76)	963.26 (750.54,1229.17)	2128.94 (1729.29,2624.93)	4550.91 (3799.01,5325.62)
Paraguay	43162.31 (35321.42,51677.01)	0 (0,0)	0 (0,0)	0 (0,0)	2279.95 (1743.7,2904.93)	5220.04 (4073.33,6576.85)	11364.32 (9215.65,13698.43)	24298 (20288.74,28496.8)
Peru	910253.46 (745240.25,1099157.99)	0 (0,0)	0 (0,0)	0 (0,0)	42551.01 (32285.95,54249.86)	101411.19 (80311.71,128764.81)	236236.19 (192782.56,288552.51)	530055.07 (439860.03,627590.81)
Philippines	3314037.52 (2740229.42,3972087.5)	0 (0,0)	0 (0,0)	0 (0,0)	169636.13 (130236.79,215588.35)	351519.68 (274976.78,440289.22)	848924.07 (697325.64,1040668.25)	1943957.65 (1637690.21,2275541.67)

Poland	3647389.33 (2972286.48,4459325.84)	0 (0,0)	0 (0,0)	0 (0,0)	132535.76 (97544.84,169461.24)	345352.51 (269474.9,439641.1)	905978.19 (734714.2,1125298.21)	2263522.87 (1870552.55,2724925.28)
Portugal	445189.92 (367521.74,537717.57)	0 (0,0)	0 (0,0)	0 (0,0)	13547.26 (10519.76,17002.95)	36551.5 (29048.46,45625.25)	108336.75 (88408.67,131896.79)	286754.42 (239544.84,343192.58)
Puerto Rico	18197.72 (14983.99,21789.73)	0 (0,0)	0 (0,0)	0 (0,0)	628.48 (486.25,787)	1573.95 (1225.67,2001.35)	4442.9 (3597.16,5417.01)	11552.39 (9674.92,13584.37)
Qatar	16351.65 (13269.83,19897.16)	0 (0,0)	0 (0,0)	0 (0,0)	1194.15 (908.85,1530.06)	2495.49 (1950.28,3197.74)	4814.4 (3889.59,5894.72)	7847.6 (6521.11,9274.64)
Republic of Korea	15373895.44 (12644461.66,18402955.32)	0 (0,0)	0 (0,0)	0 (0,0)	402820.89 (310303.17,507065.79)	1167450.12 (902957.57,1466292.26)	3560347.29 (2881440.52,4403904.55)	10243277.14 (8549760.4,12025692.72)
Republic of Moldova	11095.71 (8957.42,13529.83)	0 (0,0)	0 (0,0)	0 (0,0)	429.93 (321.28,562.03)	1109.03 (856.76,1407.06)	2723.99 (2176.49,3379.56)	6832.76 (5602.89,8181.18)
Romania	695364.5 (571838.64,844335.84)	0 (0,0)	0 (0,0)	0 (0,0)	22309.93 (16751.72,28775.13)	52599.34 (41831.84,66793.67)	168756.44 (137375.73,206047.73)	451698.79 (375879.34,542719.31)
Russian Federation	38780869.45 (30965880.83,48080592.21)	0 (0,0)	0 (0,0)	0 (0,0)	1395034.69 (1008059.47,1839620.22)	3629961.18 (2788006.06,4633846.09)	9338325.83 (7406955.99,11572628.97)	24417547.75 (19762859.32,30034496.93)
Rwanda	13617.58 (11152.39,16466.19)	0 (0,0)	0 (0,0)	0 (0,0)	838.65 (640.53,1068.03)	1778.84 (1393.88,2293.12)	3651.88 (2979.69,4456.22)	7348.21 (6138.29,8648.81)
Saint Kitts and Nevis	5.54 (4.56,6.67)	0 (0,0)	0 (0,0)	0 (0,0)	0.22 (0.17,0.29)	0.55 (0.42,0.69)	1.34 (1.1,1.64)	3.43 (2.87,4.05)
Saint Lucia	27.2 (22.42,32.81)	0 (0,0)	0 (0,0)	0 (0,0)	0.97 (0.74,1.25)	2.54 (1.97,3.22)	6.55 (5.31,8)	17.13 (14.4,20.35)
Saint Vincent and the Grenadines	8.03 (6.57,9.76)	0 (0,0)	0 (0,0)	0 (0,0)	0.3 (0.23,0.38)	0.78 (0.62,1)	2.02 (1.64,2.49)	4.92 (4.09,5.88)

Samoa	12.77 (10.51,15.28)	0 (0,0)	0 (0,0)	0 (0,0)	0.66 (0.51,0.84)	1.41 (1.1,1.79)	3.13 (2.55,3.78)	7.57 (6.35,8.87)
San Marino	5.34 (4.42,6.38)	0 (0,0)	0 (0,0)	0 (0,0)	0.16 (0.12,0.2)	0.39 (0.31,0.49)	1.19 (0.98,1.44)	3.6 (3.01,4.25)
Sao Tome and Principe	8.75 (7.11,10.56)	0 (0,0)	0 (0,0)	0 (0,0)	0.47 (0.35,0.59)	1.01 (0.78,1.28)	2.26 (1.83,2.79)	5.01 (4.15,5.89)
Saudi Arabia	4250002.41 (3474092.89,5128855.09)	0 (0,0)	0 (0,0)	0 (0,0)	230792.01 (173872.66,291133.37)	545568.1 (418685.38,684082.98)	1163885.82 (951395.52,1417700.1)	2309756.48 (1930139.32,2735938.64)
Senegal	21215.08 (17182.11,25690.27)	0 (0,0)	0 (0,0)	0 (0,0)	1296.48 (986.34,1671.62)	2552.28 (1988.61,3258.03)	5409.47 (4379.5,6600.41)	11956.85 (9827.66,14160.22)
Serbia	98349.41 (81085.61,119662.84)	0 (0,0)	0 (0,0)	0 (0,0)	3552.52 (2690.05,4604.97)	8839.84 (6919.04,11303.79)	24107.61 (19869.42,29533.12)	61849.43 (51607.1,74220.96)
Seychelles	20.03 (16.53,23.87)	0 (0,0)	0 (0,0)	0 (0,0)	0.73 (0.54,0.94)	1.85 (1.41,2.31)	4.88 (3.96,5.93)	12.57 (10.61,14.69)
Sierra Leone	9302.59 (7608.62,11256.87)	0 (0,0)	0 (0,0)	0 (0,0)	636.11 (487.16,807.45)	1184.18 (934.33,1496.88)	2521.57 (2051.74,3104.64)	4960.73 (4135.39,5847.9)
Singapore	342778.36 (283310.12,415230.33)	0 (0,0)	0 (0,0)	0 (0,0)	12634.02 (9617.69,15961.84)	33539.04 (26035.07,42622.2)	102776.21 (83858.97,126852.96)	193829.09 (163798.4,229793.33)
Slovakia	87419.39 (70658.43,106064.85)	0 (0,0)	0 (0,0)	0 (0,0)	2961.25 (2198.46,3877.9)	7644.15 (5956.38,9832.46)	21685.39 (17274.79,26526.55)	55128.6 (45228.8,65827.94)
Slovenia	15132.23 (12226.14,18400.54)	0 (0,0)	0 (0,0)	0 (0,0)	480.44 (358.97,622.15)	1284.19 (995.85,1630.96)	3745.36 (3002.38,4620.4)	9622.24 (7868.94,11527.03)
Solomon Islands	46.9 (38.56,56.65)	0 (0,0)	0 (0,0)	0 (0,0)	2.24 (1.73,2.87)	5.3 (4.02,6.81)	12.27 (9.98,15.08)	27.09 (22.82,31.89)
Somalia	4066.54 (3308.54,4906.95)	0 (0,0)	0 (0,0)	0 (0,0)	222.17 (169.11,284.08)	493.45 (386.04,627.68)	1172.67 (963.75,1439.84)	2178.24 (1789.65,2555.35)
South Africa	3233847.69 (2639504.9,3968760.88)	0 (0,0)	0 (0,0)	0 (0,0)	172267.33 (127121.98,222968.76)	367905.77 (288613.46,468397.83)	792403.45 (645433.88,997572.01)	1901271.14 (1578335.57,2279822.29)
South Sudan	4345.29	0 (0,0)	0 (0,0)	0 (0,0)	226.33 (172.15,287.76)	511.82 (402.95,641.03)	1154.83	2452.31

	(3559.1,5188.42)						(942.25,1385.66)	(2041.75,2873.97)
Spain	10896687.32 (8985764.84,1308854 5.45)	0 (0,0)	0 (0,0)	0 (0,0)	327699.81 (256458.08,415768.14)	893205.51 (706638.29,1135831.77)	2723590.4 (2217519.74,3358534. 42)	6952191.6 (5805148.72,8178411.1 2)
Sri Lanka	235550.21 (193854.52,282156.4 1)	0 (0,0)	0 (0,0)	0 (0,0)	8933.53 (6794.52,11350.34)	24055.68 (18301.81,30488.24)	61980.16 (50322.43,75286.69)	140580.84 (118435.76,165031.15)
Sudan	243613.41 (199862.7,294824.77)	0 (0,0)	0 (0,0)	0 (0,0)	14881.99 (11552.36,18928.65)	32272.75 (25207.82,40646.18)	66854 (54779.52,82133.6)	129604.68 (108323,153116.34)
Suriname	455.56 (374.94,549.08)	0 (0,0)	0 (0,0)	0 (0,0)	18.7 (14.19,24.2)	46.32 (35.97,58.86)	109.54 (90.13,133.63)	280.99 (234.65,332.39)
Sweden	484099.92 (391571.58,590032.8)	0 (0,0)	0 (0,0)	0 (0,0)	24062.53 (18210.66,31712.8)	44202.66 (34822.79,56917.91)	109425.37 (88268.09,136367.71)	306409.36 (250270.04,365034.38)
Switzerland	646387.15 (528917.06,774420.5 7)	0 (0,0)	0 (0,0)	0 (0,0)	28588 (22328.54,35927.88)	65953.37 (52293.88,83076.69)	159862.78 (129457.42,195513.1)	391982.99 (324837.22,459902.9)
Syrian Arab Republic	191965.11 (158720.05,231680.2 7)	0 (0,0)	0 (0,0)	0 (0,0)	5022.41 (3845.13,6576.71)	20025.54 (15676.48,26049.44)	49037.48 (40123.92,59437.18)	117879.68 (99074.52,139616.94)
Taiwan (Province of China)	2757380.01 (2283399.12,3276590 .16)	0 (0,0)	0 (0,0)	0 (0,0)	77301.83 (59280.64,100362.57)	246685.08 (192300.62,314970.39)	728774.51 (594078.6,887894.98)	1704618.6 (1437739.26,1973362.2 1)
Tajikistan	14777.96 (11822.91,18436.83)	0 (0,0)	0 (0,0)	0 (0,0)	870.89 (647.19,1138.99)	1651.39 (1299.46,2101.56)	3484.06 (2800.82,4366.93)	8771.61 (7075.44,10829.35)
Thailand	4426204.22 (3651680.42,5348769 .85)	0 (0,0)	0 (0,0)	0 (0,0)	124420.88 (95986.98,156726.87)	373540.18 (288257.33,475342.64)	1047816.96 (848890.38,1300097.7 2)	2880426.2 (2418545.72,3416602.6 3)
Timor-Leste	185.12 (152.39,222.29)	0 (0,0)	0 (0,0)	0 (0,0)	10.11 (7.65,12.95)	20.22 (15.7,25.27)	46.07 (37.72,55.53)	108.72 (91.31,128.54)

Togo	4240.76 (3469.42,5096.68)	0 (0,0)	0 (0,0)	0 (0,0)	243.2 (185.81,313.21)	517.17 (407.13,652.79)	1093.08 (890.49,1326.9)	2387.31 (1985.99,2803.78)
Tokelau	0.01 (0.01,0.01)	0 (0,0)	0 (0,0)	0 (0,0)	0 (0,0)	0 (0,0)	0 (0,0)	0 (0,0)
Tonga	2.97 (2.45,3.56)	0 (0,0)	0 (0,0)	0 (0,0)	0.13 (0.1,0.17)	0.32 (0.25,0.41)	0.75 (0.61,0.93)	1.77 (1.48,2.05)
Trinidad and Tobago	3789.55 (3116.28,4585.59)	0 (0,0)	0 (0,0)	0 (0,0)	156.58 (120.04,199.36)	440.71 (342.82,556.97)	976.37 (789.68,1198.1)	2215.89 (1863.75,2631.16)
Tunisia	121215.2 (99996.67,146040.13)	0 (0,0)	0 (0,0)	0 (0,0)	5139.86 (3808.12,6729.34)	13259.64 (10454.42,16899.68)	32246.49 (26449.91,39236.11)	70569.21 (59284.22,83174.99)
Turkmenistan	25083.13 (19865.41,31219.38)	0 (0,0)	0 (0,0)	0 (0,0)	1123.18 (845.54,1476.58)	2332.15 (1818.2,2996.69)	5814.75 (4611.06,7251.93)	15813.04 (12590.61,19494.18)
Tuvalu	0.11 (0.09,0.13)	0 (0,0)	0 (0,0)	0 (0,0)	0.01 (0,0.01)	0.01 (0.01,0.02)	0.03 (0.02,0.03)	0.07 (0.05,0.08)
Türkiye	8657569.45 (7117177.1,10428245.78)	0 (0,0)	0 (0,0)	0 (0,0)	342532.19 (259921.44,435752.94)	865651.92 (682992.06,1110256.68)	2242633.55 (1822951.13,2765896.31)	5206751.78 (4351312.45,6116339.85)
Uganda	102389.01 (84054.61,122874.85)	0 (0,0)	0 (0,0)	0 (0,0)	7007.15 (5422.29,8908.52)	12920.53 (10215.02,16324.98)	26539.42 (21853.26,32485.28)	55921.92 (46564.04,65156.06)
Ukraine	1975574.16 (1580231.24,2444950.3)	0 (0,0)	0 (0,0)	0 (0,0)	68205.96 (49646.93,89574.73)	181541.15 (140499.64,232393.25)	464260.76 (371026.37,582411.97)	1261566.29 (1019058.3,1540570.35)
United Arab Emirates	244466.13 (199676.22,295638.84)	0 (0,0)	0 (0,0)	0 (0,0)	6128.87 (4570.33,7839.71)	36799.71 (28675.54,47158.38)	83955.68 (68218.77,103096.96)	117581.87 (98211.58,137543.79)
United Kingdom	25277705.67 (20806903.19,30054687.15)	0 (0,0)	0 (0,0)	0 (0,0)	1186859.44 (928218.41,1493474.66)	2471352.7 (1952129.13,3063589.45)	5929538.52 (4909847.11,7158758.57)	15689955.01 (13016708.55,18338864.47)
United Republic of Tanzania	188681.33 (154220.08,227193.82)	0 (0,0)	0 (0,0)	0 (0,0)	11200.53 (8560.54,14495.73)	22297.65 (17507.57,28212.42)	49181.33 (40239.65,60071.5)	106001.82 (87912.32,124414.16)
United States	1512859298	0 (0,0)	0 (0,0)	0 (0,0)	76290173.89	163710938	376086027.1	896772158.7

of America	(1264659747,178616 3911)				(62788449.09,92929679 .58)	(132695236.6,1991125 44.3)	(314451422.8,4494830 39.3)	(754724638.5,10446386 48)
United States Virgin Islands	6.98 (5.76,8.39)	0 (0,0)	0 (0,0)	0 (0,0)	0.23 (0.18,0.29)	0.61 (0.48,0.77)	1.62 (1.33,1.99)	4.52 (3.77,5.33)
Uruguay	26461.29 (21763.98,31517.36)	0 (0,0)	0 (0,0)	0 (0,0)	1088.17 (855.97,1373.1)	2607.16 (2054.74,3286.93)	6709.14 (5486.44,8145.55)	16056.82 (13366.83,18711.79)
Uzbekistan	378068.66 (297572.5,469943.4)	0 (0,0)	0 (0,0)	0 (0,0)	18130.26 (13326.07,23577.06)	38208.85 (29641.78,48815.11)	89986.11 (71591.94,111960.26)	231743.43 (183012.7,285590.97)
Vanuatu	8.47 (7.02,10.16)	0 (0,0)	0 (0,0)	0 (0,0)	0.42 (0.33,0.53)	0.96 (0.74,1.21)	2.17 (1.78,2.64)	4.91 (4.17,5.79)
Venezuela (Bolivarian Republic of)	171367.58 (141371.97,205961.4 4)	0 (0,0)	0 (0,0)	0 (0,0)	6994.02 (5325.56,8916.09)	17460.55 (13731.89,22129.12)	44872.59 (36585.19,54569.02)	102040.41 (85729.33,120347.21)
Viet Nam	4182963.77 (3440804.29,5068043 .75)	0 (0,0)	0 (0,0)	0 (0,0)	191989.95 (148253.6,244472.62)	464106.15 (362162.2,594471.64)	1055474.19 (865453.48,1300100.1 1)	2471393.49 (2064935.01,2928999.3 7)
Yemen	57841.02 (47100.44,70404.12)	0 (0,0)	0 (0,0)	0 (0,0)	3622.82 (2775.14,4641.79)	8123.56 (6428.33,10340.6)	16320.8 (13229.54,20134.32)	29773.84 (24667.43,35287.41)
Zambia	37037.51 (30319.57,44628.56)	0 (0,0)	0 (0,0)	0 (0,0)	2510.72 (1921.93,3196.95)	4821.98 (3778.3,6088.11)	9918.86 (8109.92,12142.29)	19785.96 (16509.42,23201.22)
Zimbabwe	26739.95 (22068.97,31935.77)	0 (0,0)	0 (0,0)	0 (0,0)	1584.15 (1224.12,2025.22)	3414.99 (2710.27,4300.22)	7252.77 (5958.48,8716.93)	14488.04 (12176.1,16893.4)

Table S13. Total healthcare expenditure for women of reproductive age in all age groups due to neck pain in 204 countries or territories in 2021

Location	Total healthcare expenditure (95% uncertainty interval, 2020 US\$)							
	All ages (15-49 years)	15-19 years	20-24 years	25-29 years	30-34 years	35-39 years	40-44 years	45-49 years
Afghanistan	903795.88 (531576.87,141872 0.72)	30557.61 (16606.99,51310.7 3)	44075.9 (23034.69,76224.4 1)	77790.57 (41355.64,128935.54)	105139.05 (64110.26,171676. 74)	139987.78 (80180.8,220892.2 8)	187795.26 (112970.6,287507.1 7)	318449.72 (193317.89,482173. 84)
Albania	16721.57 (9585.83,26658.57)	425.27 (227.8,727.37)	785.5 (407.42,1410.41)	1431.73 (742.64,2390.38)	2041.2 (1215.8,3337.14)	2787.44 (1586.81,4461.94)	3800.82 (2268.09,5799.74)	5449.62 (3137.27,8531.6)
Algeria	9138451.29 (5406310.47,14269 538.67)	128938.35 (70073.47,216506. 48)	211085.44 (110316.24,365049 .04)	508268.95 (270209.91,842440.5 5)	1079778.94 (658412.84,176312 1.71)	1929508 (1105164.42,30446 47.22)	2486627.4 (1495861.75,380692 8.75)	2794244.21 (1696271.85,423084 4.92)
American Samoa	4.16 (2.41,6.6)	0.09 (0.05,0.16)	0.13 (0.07,0.22)	0.23 (0.12,0.38)	0.4 (0.24,0.63)	0.65 (0.37,1.07)	1.08 (0.64,1.66)	1.59 (0.92,2.48)
Andorra	108.68 (64.95,164.91)	1.67 (0.97,2.77)	2.24 (1.2,3.82)	4.21 (2.32,6.83)	8.93 (5.27,14.14)	17.65 (10.21,26.55)	29.72 (18.21,44.38)	44.25 (26.78,66.41)
Angola	623884.54 (361144.81,992557. 42)	23336.91 (12584,39330.59)	29774.89 (15964.63,52277.1 2)	51963.89 (28346.69,85119.23)	83592.33 (50230.36,137365. 03)	118960.79 (67415.99,190929. 45)	151885.91 (89725.73,230367.7)	164369.83 (96877.41,257168.3 1)
Antigua and Barbuda	40.86 (23.67,65.31)	0.96 (0.52,1.61)	1.81 (0.94,3.14)	3.43 (1.83,5.67)	5.22 (3.17,8.37)	7.5 (4.18,11.95)	9.49 (5.67,14.79)	12.47 (7.36,19.79)
Argentina	12768792.48 (7390744.76,20026 451.11)	416859.8 (227742.99,703187 .97)	596347.29 (318356.04,105312 7.62)	1001506.6 (540755.77,1637510. 31)	1545472.62 (935298.32,250987 8.26)	2329267.21 (1312774.74,36434 81.98)	3157290.12 (1863539.08,480022 9.94)	3722048.86 (2192277.82,567903 5.02)
Armenia	37638.91 (21662.38,59884.44)	733.97 (393.16,1255.37)	1179.97 (612.02,2118.71)	2837.73 (1471.93,4737.79)	5434.61 (3237.01,8885.01)	7818.71 (4450.97,12515.66)	9231.44 (5508.75,14086.42)	10402.49 (5988.55,16285.49)
Australia	6245084.95 (3593803.1,100131 86.84)	192469.81 (105593.56,329892 .73)	250793.12 (130665.99,435859 .52)	467175.36 (252893.96,763611.1 8)	748402.04 (453464.28,121771 1.27)	1094502.92 (629046.26,177016 2.09)	1440217.85 (848636.53,2240078 .07)	2051523.84 (1173502.52,325587 1.98)

Austria	2664575.52 (1603246.28,40534 49.73)	50991.98 (29512.29,85444.2 4)	71791.87 (39034.77,120472. 52)	151141.73 (85069.42,234702.71)	284782.35 (169827.51,449138 .32)	470892.29 (265835.22,721096 .83)	671543.02 (406630.77,991155. 29)	963432.28 (607336.29,1451439 .81)
Azerbaijan	200014.42 (114827.11,319059. 24)	4432.13 (2374.13,7580.62)	7604.67 (3944.39,13654.68)	17846.28 (9256.85,29795.63)	30174.46 (17972.81,49331.9 8)	39815.59 (22665.85,63734)	45754.72 (27303.6,69818.01)	54386.57 (31309.49,85144.32)
Bahamas	1375.12 (795.77,2199.61)	40.96 (22.06,68.93)	63.74 (33.16,110.71)	120.44 (64.42,199.2)	179.24 (108.67,287.13)	245.47 (136.84,391.34)	320.57 (191.6,499.7)	404.7 (239.01,642.6)
Bahrain	25705.93 (15217.76,40122.14)	381.26 (207.2,640.19)	673.8 (352.14,1165.27)	1459.18 (775.74,2418.55)	2987.6 (1821.74,4878.32)	4780.37 (2738.05,7543.13)	7317.82 (4402.12,11203.3)	8105.91 (4920.77,12273.38)
Bangladesh	6285498.95 (3607675.01,10102 387.24)	173102.87 (91035.1,296416.7 8)	245919.54 (131176.15,429833 .32)	458040.49 (243685.98,765223.1 2)	772626.21 (454258.84,126554 4.19)	1160787.56 (657329.31,190510 1.03)	1562685.67 (915234.39,2427832 .16)	1912336.6 (1114955.24,301243 6.65)
Barbados	302.88 (175.61,483.82)	7.02 (3.78,11.81)	12.42 (6.46,21.57)	23.47 (12.55,38.82)	36.69 (22.24,58.77)	54.3 (30.27,86.58)	70.05 (41.87,109.19)	98.92 (58.42,157.07)
Belarus	315181.93 (181752.34,499778. 73)	5348.36 (2864.92,9147.72)	8428.77 (4371.83,15134.42)	18376.16 (9531.69,30680.29)	38679.96 (23038.94,63237.6)	62494.64 (35576.35,100036. 99)	79704.98 (47563.05,121623.3 7)	102149.06 (58805.55,159918.3 4)
Belgium	2883396.24 (1725638.25,44411 60.51)	63072.57 (35395.97,105003. 18)	82286.1 (43014.83,144451. 31)	162241.12 (88801.63,262908.13)	307510.7 (186562.49,485598 .44)	517172.65 (294690.06,790538 .39)	744765 (450297.16,1105829 .18)	1006348.1 (626876.12,1546831 .88)
Belize	262.62 (151.19,421.58)	10.61 (5.71,17.85)	16.82 (8.75,29.21)	27.86 (14.9,46.07)	38.21 (23.16,61.2)	48.91 (27.27,77.98)	56.02 (33.48,87.33)	64.2 (37.92,101.94)
Benin	58591.6 (34218.94,92804.91)	2130.05 (1161.31,3595.91)	2925.28 (1515.08,5162.35)	5035.05 (2737.93,8509.79)	7474.43 (4593.58,12226.49)	10918.25 (6241.92,17502.09)	14496 (8636.87,21742.69)	15612.54 (9332.24,24065.59)
Bermuda	71.81 (41.75,114.45)	1.3 (0.7,2.2)	2.24 (1.16,3.89)	4.55 (2.43,7.52)	8.16 (4.95,13.07)	13.35 (7.44,21.29)	18.3 (10.94,28.53)	23.91 (14.12,37.96)

Bhutan	382.46 (219.42,615.46)	10.15 (5.34,17.38)	14.69 (7.84,25.67)	28.79 (15.32,48.1)	51.89 (30.51,85)	77.56 (43.92,127.3)	95.31 (55.82,148.08)	104.06 (60.67,163.92)
Bolivia (Plurinational State of)	222944.22 (128493.81,357562. 36)	7665.87 (4128.82,12900.41)	13100.01 (6815.54,22752.8)	23914.87 (12790.46,39554.81)	32896.96 (19945.08,52697.3 8)	41907.7 (23363.33,66811.7)	49254.66 (29438.34,76777.73)	54204.15 (32012.22,86067.54)
Bosnia and Herzegovina	48210.95 (27760.69,76457.1)	957.96 (513.14,1638.48)	1691.76 (877.49,3037.67)	3111.33 (1613.84,5194.59)	5025.42 (2993.29,8216.02)	8286.04 (4717,13263.7)	12890.42 (7692.21,19669.73)	16248.02 (9353.72,25436.92)
Botswana	29001.5 (16831.43,45974.01)	638.38 (344.23,1075.88)	956.96 (513.1,1680.18)	2042.3 (1114.09,3345.39)	3742.4 (2248.79,6149.77)	6278.01 (3557.79,10076.06)	7505.61 (4433.89,11383.87)	7837.85 (4619.53,12262.86)
Brazil	300632835.5 (173846696,481917 255.3)	7505107.71 (4039055.04,12479 390.33)	14595715.79 (7737883.68,25945 328.56)	27683978.29 (14959508.31,45247 544.23)	41502151.27 (25467889.76,6750 2352.55)	58702355.27 (34126981.68,9401 0498.83)	71102874.2 (41225733.63,11010 0961.2)	79540652.96 (46289643.94,12663 1179.7)
Brunei Darussalam	1011.78 (586.83,1608.21)	29.14 (16.07,48.58)	45.54 (23.94,80.18)	84.42 (46.16,139.45)	137.5 (82.5,219.99)	197.14 (112.83,310.35)	241.33 (142.75,373.52)	276.71 (162.58,436.14)
Bulgaria	254472.6 (146824.67,402852. 06)	4437.85 (2377.2,7590.39)	6732.89 (3492.22,12089.36)	13451.21 (6977.13,22457.72)	27897.35 (16616.49,45609.1 5)	43692.07 (24872.64,69939.2 2)	65569.7 (39127.96,100054.0 1)	92691.52 (53361.04,145112.2 1)
Burkina Faso	250256.53 (146102.12,396877. 05)	9357.78 (5101.91,15797.63)	12427.72 (6436.65,21931.64)	21286.7 (11575.14,35976.84)	33850.12 (20803.34,55371.1 4)	50247.83 (28726.5,80547.91)	59658.12 (35544.97,89481.8)	63428.26 (37913.61,97770.1)
Burundi	35203.97 (20201.46,57053.34)	1280.56 (685.24,2176.14)	1623.54 (847.65,2864.45)	2874.8 (1512.84,4892.54)	5252.81 (3114.32,8528.87)	7773.48 (4383.88,12892.8)	8355.75 (4872.27,13006.65)	8043.02 (4785.25,12691.89)
Cabo Verde	673.16 (394.69,1062.42)	15 (8.18,25.32)	23.13 (11.98,40.81)	48.18 (26.2,81.42)	90.5 (55.62,148.04)	140.24 (80.18,224.81)	166.58 (99.25,249.85)	189.54 (113.3,292.16)
Cambodia	185600.89 (106963.44,299328. 94)	3655.14 (2039.02,6148.88)	6442.54 (3426.24,11327)	14090.9 (7485.47,23372.19)	24902.14 (14860.06,41864.1 6)	37930.16 (21106.77,63372.3 2)	45183.53 (26510.72,68397.95)	53396.48 (31535.17,84846.43)

Cameroon	473193.63 (276492.62,749760.27)	16447.57 (8967.3,27766.47)	22054.34 (11422.53,38920.05)	39489.14 (21473.13,66740.96)	64617.17 (39711.91,105699.07)	94642.73 (54106.91,151713.47)	114851.49 (68429.79,172266.88)	121091.19 (72381.04,186653.37)
Canada	27222022.17 (15957703.93,42818832.93)	653399.08 (361082.42,1119366.37)	1067344.77 (563094.33,1857737.23)	2071753.01 (1127450.19,3444872.74)	3473431.84 (2069012.31,5566983.75)	5323211.68 (2975374.39,8359130.35)	6611600.64 (4048189.96,9957258.69)	8021281.16 (4813500.33,12513483.8)
Central African Republic	6496.83 (3760.75,10333.48)	235.16 (126.8,396.32)	321.25 (172.24,564.03)	519.33 (283.3,850.69)	840.52 (505.06,1381.2)	1259.02 (713.5,2020.7)	1593.66 (941.45,2417.14)	1727.89 (1018.4,2703.41)
Chad	75849.7 (44250.24,120340.78)	3268.63 (1782.07,5518.03)	4030.8 (2087.66,7113.3)	6519.22 (3544.98,11018.2)	9947.74 (6113.61,16272.26)	14415.92 (8241.53,23108.9)	18099.64 (10783.97,27147.83)	19567.75 (11696.42,30162.27)
Chile	2399872.93 (1390071.24,3762603.34)	66961.93 (36583.34,112956.06)	104480.78 (55776.39,184509.35)	195495.43 (105556.22,319644.2)	307221.82 (185926.38,498934.47)	428934.04 (241747.26,670946.51)	551728.06 (325648.44,838827.38)	745050.86 (438833.2,1136785.37)
China	6622408432 (3861473243,10761597889)	62627760.87 (33513711.83,106051100.8)	117269149.8 (60888594.96,206427317.6)	296845899.3 (155143018.2,506206771.9)	764131588.1 (454905910,1230492803)	1135168338 (648539477.9,1916484956)	1514767666 (875855550.5,2365991406)	2731598031 (1632626980,4429943533)
Colombia	9699512.24 (5598843.66,15537184.91)	275413.07 (148336.93,463475.26)	522340.34 (271758.12,907228.3)	985830.94 (527254.86,1630548.3)	1340462.49 (812707.98,2147275.65)	1818183.19 (1013628.63,2898654.53)	2196319.41 (1312687.41,3423602.97)	2560962.79 (1512469.74,4066399.92)
Comoros	289.64 (167.16,466.67)	7.03 (3.76,11.95)	10.08 (5.26,17.79)	19.73 (10.38,33.58)	35.06 (20.79,56.93)	54.9 (30.96,91.05)	73.78 (43.02,114.85)	89.05 (52.98,140.51)
Congo	10830.68 (6282.51,17173.54)	310.33 (167.34,523.01)	417.16 (223.67,732.43)	759.14 (414.11,1243.5)	1318.62 (792.35,2166.85)	2156.54 (1222.13,3461.21)	2836.63 (1675.73,4302.37)	3032.25 (1787.17,4744.17)
Cook Islands	1.05 (0.61,1.67)	0.02 (0.01,0.03)	0.03 (0.02,0.06)	0.06 (0.03,0.11)	0.1 (0.06,0.16)	0.16 (0.09,0.27)	0.27 (0.16,0.42)	0.4 (0.23,0.62)
Costa Rica	139334.57 (80523.3,222995.51)	3574.64 (1925.29,6015.53)	6748.85 (3511.23,11721.76)	13272.91 (7098.78,21953.19)	20514.29 (12437.59,32861.66)	27669.49 (15425.6,44112.32)	32170.33 (19227.44,50146.8)	35384.07 (20897.36,56184.24)

Croatia	105134.33 (60517.67,166819.76)	2036.31 (1090.78,3482.87)	3676.08 (1906.71,6600.66)	6838.85 (3547.3,11417.94)	11291.1 (6725.31,18459.73)	18930.54 (10776.6,30302.67)	27093.63 (16167.84,41342.72)	35267.81 (20303.13,55213.17)
Cuba	1115003.24 (647146.91,1781924.71)	23224.81 (12508.83,39083.56)	45172.82 (23502.09,78458.57)	84303.73 (45088.43,139437)	149368.56 (90560.6,239272.35)	186318.64 (103871.8,297040.07)	217936.7 (130255.5,339717.86)	408677.99 (241359.65,648915.29)
Cyprus	17435.5 (10377.17,26536.27)	261.83 (151.91,434.52)	387.57 (206.58,659.46)	909.95 (501.4,1475.35)	1977.95 (1167.48,3132.25)	3604.28 (2084.78,5421.6)	4787.87 (2933.25,7149.14)	5506.05 (3331.75,8263.94)
Czechia	1295274.03 (747507.07,2048353.81)	21876.49 (11718.43,37417.13)	32076.28 (16637.34,57595.06)	68975.25 (35777.33,115158.98)	130656 (77822.55,213608.47)	207939.18 (118373.67,332854.33)	341999.95 (204084.7,521864.49)	491750.88 (283093.06,769855.37)
Côte d'Ivoire	535664.17 (313239.05,847998.05)	16640.16 (9072.31,28091.61)	23149.54 (11989.76,40852.79)	42911.05 (23333.88,72524.35)	73985.38 (45469.35,121023.35)	111356.35 (63662.02,178505.63)	132935.77 (79204.58,199391.68)	134685.92 (80507.15,207608.64)
Democratic People's Republic of Korea	78043.71 (45723.6,123147.88)	942.56 (505.26,1610.8)	1930.36 (1015.8,3394.98)	4599.44 (2468.8,7823.54)	8184.39 (4971.09,13418.02)	13204.8 (7450.2,21337.45)	18740.58 (11179.58,28509.46)	30441.58 (18132.87,47053.64)
Democratic Republic of the Congo	1138081.15 (658405.21,1811782.02)	43372.43 (23387.8,73097.23)	57140.73 (30637.59,100324.56)	96615.99 (52704.74,158261.38)	151796.65 (91214.08,249443.31)	221574.89 (125568.17,355622.85)	271384.21 (160318.69,411612.61)	296196.24 (174574.14,463420.07)
Denmark	963711.28 (575190.48,1491503.03)	22690.39 (13100.64,38233.35)	30885.08 (16658.07,52391.54)	60367.02 (33041.53,98087.09)	98881.06 (59481.45,160623.07)	152532.64 (88237.93,240911.26)	238127.63 (143788.03,352418.89)	360227.47 (220882.83,548837.83)
Djibouti	387.98 (224.02,624.91)	7.44 (3.98,12.64)	11.27 (5.88,19.89)	23.29 (12.25,39.63)	50.54 (29.97,82.07)	83.52 (47.1,138.53)	104.97 (61.21,163.4)	106.94 (63.62,168.75)
Dominica	7.39 (4.27,11.84)	0.25 (0.13,0.41)	0.38 (0.2,0.66)	0.69 (0.37,1.15)	1.07 (0.65,1.71)	1.43 (0.79,2.27)	1.56 (0.93,2.43)	2.02 (1.19,3.21)
Dominican	429758.35	14117.87	24837.06	45161.05	62884.37	79311.62	94043.37	109403.01

Republic	(247840.86,689077.63)	(7603.87,23758.09)	(12921.99,43138.34)	(24153.63,74695.68)	(38126.12,100733.9)	(44215.85,126443.2)	(56207.47,146593.92)	(64611.94,173714.51)
Ecuador	882921.28 (509108.62,1415455.41)	28651.63 (15431.71,48216.03)	51424.07 (26754.42,89316.07)	91181.28 (48766.76,150812.35)	124106.93 (75244.69,198805.89)	165756.76 (92408.64,264259.2)	196431.77 (117402.55,306196.05)	225368.84 (133099.84,357849.82)
Egypt	36071011.7 (21269491.64,56509461.73)	763067.16 (414700.09,1281302.12)	1200623.77 (627463.1,2076346.8)	2376482.23 (1263404.25,3938948.39)	4442159.67 (2708679.63,7253399.99)	7531711.48 (4313938.67,11884585.79)	9522846.06 (5728587.3,14579103.17)	10234121.34 (6212718.61,15495775.46)
El Salvador	111212.15 (64144.51,178303.8)	3488.89 (1879.11,5871.24)	6560.99 (3413.49,11395.47)	12130.34 (6487.71,20063.39)	15185.4 (9206.74,24325.35)	19151.04 (10676.62,30531.73)	25167.48 (15042,39230.86)	29528 (17438.85,46885.76)
Equatorial Guinea	3824.88 (2213.33,6088.72)	130.48 (70.36,219.91)	183.35 (98.31,321.92)	326.18 (177.93,534.29)	535.4 (321.72,879.81)	784.9 (444.81,1259.74)	923.64 (545.63,1400.89)	940.93 (554.57,1472.15)
Eritrea	5561.49 (3203.01,8978.6)	154.79 (82.83,263.05)	217.11 (113.35,383.05)	411.42 (216.51,700.18)	718.56 (426.02,1166.7)	1110.33 (626.17,1841.55)	1398.24 (815.32,2176.52)	1551.04 (922.8,2447.55)
Estonia	13057.96 (7524.41,20720.04)	249.06 (133.42,425.99)	379.65 (196.92,681.69)	813.29 (421.85,1357.84)	1629.13 (970.36,2663.45)	2391.89 (1361.63,3828.75)	3227.31 (1925.86,4924.62)	4367.63 (2514.38,6837.69)
Eswatini	3051.3 (1766.4,4856.16)	91.76 (49.48,154.65)	137.24 (73.58,240.95)	263.69 (143.85,431.94)	440.92 (264.95,724.55)	643.33 (364.58,1032.54)	735.73 (434.63,1115.89)	738.63 (435.34,1155.64)
Ethiopia	2323976.79 (1337139.54,3763233.53)	88582.92 (47184.24,153635.33)	120450.88 (63699.51,211020.64)	204073.94 (107428.8,345489.44)	316295.04 (186592.46,512875.03)	467228.91 (262645.89,769443.44)	571017.85 (333618.5,887293.77)	556327.25 (335970.13,883475.88)
Fiji	1307.62 (755.49,2078.7)	25.09 (13.55,42.97)	43.84 (23.15,75.76)	88.65 (46.59,148.63)	148.99 (88.49,238.77)	244.52 (140.46,399.26)	338.67 (200.7,520.7)	417.86 (242.55,652.62)
Finland	457627.67 (274269.5,705533.35)	10641.84 (6035.93,17551.04)	13065.82 (7072.1,22603.69)	26665.83 (14837.57,43459.53)	50023.69 (30342.61,80682.73)	86282.15 (50267.57,131603.76)	120123.08 (72879.21,179864.86)	150825.25 (92834.52,229767.74)
France	72546150.89 (42958240.73,1117	1836547.01 (1022421.85,30030	2153758.9 (1167440.63,37615	3732213.58 (2082051.77,600415	7300198.06 (4454674.42,11565	13045640.95 (7579082.99,19801	18483476.7 (11354125.95,27800	25994315.68 (15298443.12,39851

	88812.8)	04.04)	12.5)	8.32)	767.62)	982.84)	962.46)	425.03)
Gabon	6786.34 (3931.61,10784.43)	215.41 (116.15,363.03)	308.08 (165.19,540.92)	549.87 (299.96,900.71)	871.59 (523.74,1432.26)	1284.38 (727.87,2061.4)	1652.83 (976.4,2506.89)	1904.18 (1122.3,2979.22)
Gambia	3291.7 (1921.38,5220.88)	122.48 (66.78,206.78)	166.64 (86.31,294.08)	285.83 (155.43,483.08)	447.8 (275.21,732.5)	653.91 (373.84,1048.23)	800.43 (476.91,1200.58)	814.59 (486.91,1255.63)
Georgia	45395.15 (26133.02,72109.79)	903.91 (484.19,1546.03)	1488.1 (771.85,2671.99)	3067.45 (1591.09,5121.33)	5690.28 (3389.3,9303)	8541.67 (4862.52,13672.91)	11249.27 (6712.87,17165.49)	14454.48 (8321.2,22629.04)
Germany	181640230.1 (108078694.6,2768 16397.4)	3532032.61 (2049235.09,58615 71.34)	5048792.36 (2691102.43,85906 38.82)	9867262.24 (5437137.66,159983 43.04)	20428447.19 (12057905.88,3235 0144.02)	33902756.44 (19610030.78,5099 6903.6)	47871072.84 (29327880.26,71480 202.66)	60989866.41 (36905402.48,91538 593.89)
Ghana	1128944.54 (660901.34,178365 9.32)	30608.68 (16688,51672.98)	45962.4 (23805.16,81111.4 5)	88527.7 (48138.98,149621.47)	145675.68 (89528.21,238292. 46)	221280.98 (126505.56,354716 .2)	284619.37 (169579.35,426903. 45)	312269.72 (186656.07,481341. 3)
Greece	1383790.78 (833427.24,211644 1.72)	25306.93 (14096.17,42757.5 5)	31388.06 (16868.24,52844.2 9)	57117.66 (30694.84,90480.16)	114865.7 (70623.12,178761. 53)	237652.44 (136466.38,366308 .32)	393470.81 (237305.33,576922. 5)	523989.19 (327373.16,808367. 38)
Greenland	43.15 (25.15,68.24)	1.38 (0.76,2.36)	2.16 (1.14,3.76)	4.2 (2.28,6.98)	6.82 (4.06,10.93)	9.15 (5.12,14.38)	9.23 (5.65,13.9)	10.21 (6.13,15.93)
Grenada	27.83 (16.07,44.6)	0.82 (0.44,1.39)	1.59 (0.83,2.75)	2.88 (1.54,4.77)	3.71 (2.25,5.94)	4.52 (2.52,7.2)	5.83 (3.49,9.09)	8.48 (5.01,13.46)
Guam	66.3 (38.32,105.18)	1.14 (0.61,1.95)	2.05 (1.08,3.54)	4.22 (2.22,7.07)	6.66 (3.96,10.67)	10.59 (6.09,17.3)	15.8 (9.36,24.29)	25.84 (15,40.36)
Guatemala	463353.14 (266378.33,744472. 39)	19422.65 (10461.01,32685.1 6)	32671.33 (16997.93,56745.2 9)	52748.28 (28211.52,87244.81)	67178.9 (40729.85,107613. 34)	84554.87 (47138.94,134802. 29)	101466.77 (60644.23,158165.4 5)	105310.35 (62194.85,167216.0 5)
Guinea	89845.76 (52493.65,142425.8 8)	3146.06 (1715.25,5311.12)	4222.15 (2186.76,7450.97)	7637.99 (4153.33,12909.04)	12588.81 (7736.73,20592.46)	17914.63 (10241.73,28717.3 7)	21581.5 (12858.49,32370.31)	22754.62 (13601.34,35074.61)
Guinea-Bissau	3323.61 (1942.34,5266.71)	110.07 (60.01,185.82)	149.37 (77.36,263.6)	279.22 (151.83,471.92)	468.15 (287.71,765.78)	685.39 (391.83,1098.68)	814.18 (485.1,1221.2)	817.24 (488.5,1259.72)
Guyana	1296.89	43.67 (23.52,73.48)	82.35	148.98	173.88	216.8	288.57	342.64

	(747.16,2080.98)		(42.84,143.03)	(79.68,246.42)	(105.42,278.54)	(120.86,345.63)	(172.47,449.83)	(202.36,544.06)
Haiti	68896.38 (39689.36,110508.52)	2532.46 (1363.98,4261.72)	3999.37 (2080.75,6946.32)	7179.77 (3839.98,11875.23)	10778.58 (6534.94,17266.11)	14008.25 (7809.53,22332.77)	15171.94 (9067.91,23649.89)	15226.01 (8992.27,24176.48)
Honduras	137639.98 (79123.27,221173.53)	5659.49 (3048.19,9524)	9498.83 (4941.96,16498.07)	16062.75 (8590.88,26567.52)	20788.47 (12603.83,33300.88)	25402.08 (14161.54,40497.48)	29172.27 (17435.56,45473.48)	31056.09 (18341.3,49312.09)
Hungary	713449.1 (411437.68,1128601.17)	12707.6 (6806.99,21734.83)	20268.53 (10512.89,36393.5)	41733.14 (21646.93,69676.38)	67926.72 (40459.14,111052.95)	108933.46 (62012.56,174372.88)	194849.98 (116274.54,297325.25)	267029.67 (153724.63,418045.37)
Iceland	2578.16 (1532.01,3936.19)	63.68 (36.95,105.68)	83.32 (44.41,141.76)	165.27 (91.07,267.96)	283.89 (167.57,449.57)	460.05 (266.1,692.02)	659.27 (403.9,984.42)	862.68 (522.02,1294.79)
India	1069689005 (618180042,1734047516)	30425150.69 (16564637.92,51603287.13)	44118445.16 (22955741.73,77268696.65)	79200216.88 (41383028.45,134648274.6)	131474255.4 (77805650.72,212425474.4)	204704364.1 (119074697.8,330391461.7)	264814819.6 (155461072.2,410711475.9)	314951752.8 (184935213.1,516998846.1)
Indonesia	109662459.7 (62875429.77,177605430.2)	1840209.21 (982547.37,3085091.5)	3402151.4 (1802637.67,6026760.26)	6876161.91 (3561778.67,11692710.11)	11975910.99 (6896371.36,19452734.07)	19420850.25 (10840049.18,31555658.12)	28725403.84 (16735056.3,44730305.26)	37421772.09 (22056989.23,61062170.93)
Iran (Islamic Republic of)	65168163.39 (38107643.26,102943073.4)	789930.96 (432959.21,1336347.56)	1296401.92 (696082.69,2284883.34)	3143349.05 (1644843.38,5353909.72)	7830780.94 (4694818.44,12572698.21)	14894529.09 (8569309.69,24185525.79)	18262168.7 (10860275.81,27917002.98)	18951002.73 (11209354.04,29292705.79)
Iraq	4348844.03 (2566137.99,6810309.95)	100688.11 (54720.44,169070.18)	152995.07 (79957.39,264588.17)	299460.63 (159201.64,496347.07)	535777.39 (326699.04,874846.51)	795910.42 (455873.67,1255898.6)	1112623.98 (669312.91,1703383.58)	1351388.43 (820372.89,2046175.83)
Ireland	741193.19 (441810.68,1127326.84)	17079.8 (9909.48,28344.69)	19630.35 (10463.34,33401.47)	32706.83 (18022.39,53029.45)	65904.41 (38900.15,104364.99)	137984.26 (79812.76,207557.29)	209724.89 (128486.49,313157.19)	258162.65 (156216.07,387471.76)
Israel	1079657.23 (641249.04,164942)	33915.58 (19677.37,56284.4)	38948.83 (20760.48,66272.3)	64816.35 (35715.61,105090.34)	114120.76 (67359.92,180719.9)	197665.42 (114333.59,297330)	274600.23 (168231.99,410028.9)	355590.05 (215170.07,533698.9)

	4.13)	9)	4))	79)	.63)	05)	5)
Italy	66283646.8 (38903014.91,1044 97136.3)	1288144.72 (702526.19,221506 5.96)	1682440.51 (869596.4,3127944 .74)	3071409.35 (1683717.68,505846 0.27)	5642482.52 (3373082.48,93300 22.79)	10141223.4 (5741106.9,159583 06.25)	17160508.83 (10382317.04,25868 837.68)	27297437.47 (16150668.22,42938 498.66)
Jamaica	18962.31 (10933.97,30400.37)	552.29 (297.46,929.41)	1058.63 (550.77,1838.69)	2038.6 (1090.31,3371.81)	2785.44 (1688.78,4461.97)	3632.98 (2025.37,5791.91)	4002.54 (2392.23,6239.14)	4891.82 (2889.04,7767.44)
Japan	244172126.2 (141307065.9,3901 27545.9)	5507592.25 (2970418.39,95177 57.64)	8283497.96 (4326736.6,149897 50.88)	14023874.64 (7576288.32,231798 90.55)	22306791.52 (13484094.29,3630 0621.63)	38719102.02 (22078642.14,6225 2897.13)	60686267.76 (35477283.18,93347 192.87)	94645000.08 (55393602.94,15053 9435.2)
Jordan	591603.32 (348968.16,925933. 61)	14114.27 (7670.61,23699.94)	20686.74 (10811.18,35775.4 4)	38576.34 (20508.26,63939.13)	66541.19 (40574.6,108652.1 1)	114785.65 (65745.78,181124. 84)	156460.4 (94120.72,239534.6 8)	180438.74 (109537.02,273207. 46)
Kazakhstan	1018594.24 (585290.27,162271 2.67)	25640.88 (13734.87,43855.6 3)	36680.58 (19025.47,65862.4)	81978.65 (42522.21,136869.06)	145003.15 (86368.15,237064. 5)	193551.84 (110183.37,309824 .14)	239364.35 (142837.97,365250. 67)	296374.79 (170618.23,463986. 27)
Kenya	1704586.71 (982218.38,275817 9.81)	61005.28 (32494.82,105805. 54)	82509.95 (43634.74,144551. 06)	141804.11 (74648.65,240068.96)	229843.42 (135591.91,372693 .04)	344242.8 (193511.07,566907 .06)	410782.7 (240000.76,638307. 39)	434398.46 (262336.42,689846. 75)
Kiribati	10.82 (6.24,17.25)	0.24 (0.13,0.41)	0.42 (0.22,0.73)	0.86 (0.45,1.44)	1.4 (0.83,2.24)	2.05 (1.18,3.34)	2.73 (1.62,4.2)	3.12 (1.81,4.88)
Kuwait	539393.97 (319701.14,841089. 66)	4068.06 (2210.84,6830.86)	8138.19 (4253.15,14074.11)	24488.42 (13018.72,40588.85)	66497.73 (40548.1,108581.1 4)	125258.59 (71744.37,197650. 48)	151887.46 (91369.8,232533.7)	159055.52 (96556.15,240830.5 2)
Kyrgyzstan	48498.37 (27750.16,77643.72)	1574.89 (843.61,2693.66)	2477.58 (1285.07,4448.66)	4822.84 (2501.6,8052.07)	7414.97 (4416.58,12122.68)	8984.57 (5114.65,14381.88)	10412.71 (6213.67,15888.95)	12810.81 (7374.98,20055.82)
Lao People's Democratic Republic	28497.28 (16421.4,45966.75)	613.34 (342.15,1031.79)	1096.64 (583.21,1928.07)	2231.23 (1185.29,3700.87)	3805.3 (2270.76,6397.27)	5529.69 (3077.07,9238.8)	6863.46 (4027.02,10389.77)	8357.63 (4935.89,13280.18)

Latvia	22229.45 (12810.59,35251.95))	415.94 (222.81,711.42)	593.47 (307.82,1065.62)	1355.28 (702.98,2262.74)	2677.93 (1595.06,4378.14)	4001.48 (2277.93,6405.28)	5386.97 (3214.61,8220.09)	7798.38 (4489.39,12208.67)
Lebanon	301785.57 (178625.49,471523.71)	3813.12 (2072.29,6402.78)	5937.29 (3102.92,10267.91)	18255.08 (9704.91,30257.27)	40104 (24454.06,65483.98)	62032.23 (35530.2,97883.09)	79481.18 (47812.91,121682.6)	92162.66 (55948.19,139546.09)
Lesotho	5262.38 (3045.84,8371.6)	173.02 (93.3,291.59)	253.29 (135.81,444.72)	452.32 (246.74,740.92)	711.1 (427.3,1168.53)	1044.68 (592.03,1676.69)	1305.99 (771.51,1980.82)	1321.98 (779.16,2068.33)
Liberia	22730.98 (13299.37,35886.13))	723.31 (394.35,1221.08)	948.46 (491.23,1673.77)	1653.2 (898.97,2794.09)	2618.95 (1609.54,4284.02)	4522.81 (2585.68,7250.13)	5814.63 (3464.42,8721.41)	6449.62 (3855.19,9941.62)
Libya	395128.43 (234016.19,615834.26)	5856.53 (3182.81,9833.96)	9585.11 (5009.31,16576.39)	20259.62 (10770.57,33579.71)	40874.37 (24923.8,66741.9)	77252.39 (44247.86,121899.61)	109485.52 (65862.37,167618.05)	131814.89 (80019.46,199584.65)
Lithuania	59944.71 (34468.09,95211.72))	1124.32 (602.26,1923.02)	2084.59 (1081.23,3743.01)	4358.91 (2260.96,7277.51)	6925.22 (4124.86,11321.97)	9870.81 (5619.14,15800.48)	14071.11 (8396.78,21471.38)	21509.76 (12382.85,33674.36)
Luxembourg	12914.91 (7686.18,19674.06)	231.84 (134.51,384.74)	333.46 (177.74,567.39)	726.86 (400.52,1178.51)	1417.98 (836.97,2245.48)	2404.85 (1391.02,3617.42)	3403.21 (2084.94,5081.59)	4396.71 (2660.48,6598.92)
Madagascar	141340.67 (81298.34,228434.11)	4680.55 (2504.6,7953.92)	6207.16 (3240.73,10951.41)	11021.34 (5799.89,18756.87)	18262.87 (10827.79,29653.02)	27534.09 (15527.95,45667)	34767.34 (20272.99,54119.23)	38867.32 (23124.38,61332.66)
Malawi	105752 (60693.39,171268.09)	4194.95 (2244.76,7128.72)	5196.18 (2712.9,9167.72)	8399.51 (4420.18,14294.86)	14605.73 (8659.52,23715)	21891.92 (12346.03,36309.1)	26044.34 (15186.57,40540.91)	25419.37 (15123.42,40111.79)
Malaysia	3566074.17 (2056694.94,5744574.72)	63786.41 (35583.14,107305)	123400.17 (65626.09,216957.11)	261095.3 (138700.74,433071.52)	456572.21 (272453.87,767564.72)	701848.77 (390553.39,1172623.26)	882436.1 (517755.69,1335815.07)	1076935.2 (636022.02,1711238.02)
Maldives	1606.49	21.07 (11.75,35.44)	39.45 (20.98,69.35)	102.73	220.98	354.96	413.06	454.25

	(927.32,2586.82)			(54.57,170.39)	(131.87,371.5)	(197.53,593.06)	(242.36,625.28)	(268.27,721.79)
Mali	168917.81 (98528.92,268086.63)	7012 (3822.98,11837.52)	9078.13 (4701.81,16020.5)	14980.48 (8145.98,25318.64)	22472.69 (13811.09,36760.23)	32216.49 (18418.06,51643.44)	40363.35 (24048.94,60541.4)	42794.67 (25580.08,65964.91)
Malta	4196.39 (2498.85,6389.26)	73.27 (42.51,121.6)	104.73 (55.82,178.2)	222.97 (122.86,361.51)	453.36 (267.6,717.94)	772.33 (446.72,1161.74)	1112.65 (681.66,1661.38)	1457.08 (881.68,2186.89)
Marshall Islands	5.33 (3.08,8.48)	0.12 (0.06,0.2)	0.2 (0.1,0.34)	0.36 (0.19,0.6)	0.61 (0.36,0.98)	1 (0.57,1.63)	1.39 (0.82,2.13)	1.66 (0.96,2.59)
Mauritania	16493.04 (9641.69,26092.45)	588.39 (320.79,993.31)	766.65 (397.07,1352.94)	1318.13 (716.76,2227.78)	2064.4 (1268.72,3376.89)	3091.64 (1767.48,4955.94)	4072.23 (2426.28,6107.98)	4591.6 (2744.58,7077.61)
Mauritius	7579.17 (4388.63,12126.51)	108.44 (60.49,182.42)	202.76 (107.83,356.48)	443.29 (235.49,735.28)	744.16 (444.07,1251.05)	1232.8 (686.01,2059.71)	2146.17 (1259.23,3248.83)	2701.56 (1595.51,4292.76)
Mexico	78099999.49 (45231925.5,124889032.5)	2450612.47 (1347204.57,4138807.74)	4122934.93 (2192842.49,7224940.12)	7314007.08 (3824065,12404283.39)	10453306.23 (6175484.19,17025647.84)	14254445.46 (8263013.39,22989211.63)	17734374.37 (10617081.17,27051328.13)	21770318.96 (12812234.68,34054813.62)
Micronesia (Federated States of)	4.18 (2.41,6.65)	0.1 (0.06,0.18)	0.17 (0.09,0.3)	0.31 (0.16,0.53)	0.48 (0.28,0.77)	0.71 (0.41,1.15)	1 (0.59,1.54)	1.4 (0.81,2.19)
Monaco	17.59 (10.5,26.74)	0.35 (0.2,0.58)	0.44 (0.23,0.75)	0.79 (0.43,1.28)	1.54 (0.91,2.44)	2.85 (1.65,4.29)	4.84 (2.97,7.23)	6.79 (4.11,10.18)
Mongolia	24404.75 (14018.73,38902.36)	605.98 (324.6,1036.46)	983.57 (510.16,1766.06)	1951.49 (1012.24,3258.16)	3504.58 (2087.43,5729.61)	4619.5 (2629.74,7394.57)	5726.48 (3417.21,8738.14)	7013.15 (4037.36,10979.37)
Montenegro	2147.38 (1235.01,3410.7)	49.31 (26.41,84.34)	80.96 (41.99,145.37)	145.68 (75.57,243.23)	231.67 (137.99,378.76)	387.39 (220.53,620.1)	548.47 (327.29,836.92)	703.9 (405.22,1101.97)
Morocco	3955876.14 (2340335.1,6175708.21)	66781.25 (36293.24,112135.52)	107223.49 (56036.51,185431.23)	225561.94 (119915,373862.14)	445894.82 (271891.68,728081.35)	761922.95 (436406.7,1202268.47)	1070041.5 (643696.84,1638191.52)	1278450.19 (776095.12,1935737.99)
Mozambique	249248.45 (143112.12,403424.	9352.89 (5004.82,15893.91)	12402.89 (6475.5,21882.67)	21278.43 (11197.6,36213.08)	31928.28 (18929.81,51841.2)	47754.63 (26931.41,79204.0)	59708.11 (34816.07,92942.32)	66823.21 (39756.92,105447.0)

	33)				5)	3)		7)
Myanmar	2173205.93 (1255570.68,34911 25.23)	41998.2 (23428.61,70651.6 8)	73160.59 (38907.93,128627. 97)	140091.52 (74420.37,232365.94)	238803.18 (142502.9,401463. 16)	387714.01 (215748.83,647778 .32)	556366.82 (326439.56,842217. 48)	735071.6 (434122.48,1168020 .69)
Namibia	21661.85 (12556.86,34406.05)	612.53 (330.3,1032.33)	899.46 (482.27,1579.23)	1731.46 (944.53,2836.21)	2869.99 (1724.57,4716.17)	4236.12 (2400.64,6798.89)	5341.47 (3155.45,8101.49)	5970.8 (3519.11,9341.74)
Nauru	0.36 (0.21,0.57)	0.01 (0,0.02)	0.02 (0.01,0.03)	0.03 (0.02,0.05)	0.05 (0.03,0.08)	0.07 (0.04,0.11)	0.09 (0.05,0.13)	0.1 (0.06,0.16)
Nepal	317115.46 (181740.62,510559. 35)	9712.48 (5107.81,16631.39)	14110.27 (7526.57,24662.8)	25057.56 (13331.08,41862.3)	40391.08 (23747.59,66159.6 7)	60811.67 (34436.35,99804.9 6)	77738.76 (45530.08,120777.1 2)	89293.64 (52061.15,140661.1 2)
Netherlands	5523040.14 (3288147.27,86010 66.96)	133852.85 (75014.4,224711.4 4)	174827.14 (95796.23,307243. 08)	323762.5 (178042.96,521504.5 1)	580254.64 (355287.54,895199 .99)	941869.11 (535432.49,144855 0.32)	1346811.69 (822831.65,2046004 .42)	2021662.22 (1225742.01,315785 3.2)
New Zealand	126344.58 (67959.56,215514.4 1)	4548.53 (2332.73,8218.86)	6224.08 (2948.25,12125.56)	10825.82 (5305.32,19211.19)	16135.43 (9009.42,28620.51)	20880.37 (11147.94,34683.5 9)	27849.64 (15869.23,43999.13)	39880.72 (21346.67,68655.56)
Nicaragua	74228.14 (42783.74,119036.9 1)	2523.72 (1359.27,4247.01)	4296.14 (2235.15,7461.76)	7883.77 (4216.5,13039.62)	11133.63 (6750.2,17834.87)	14272.66 (7956.94,22754.32)	16350.86 (9772.51,25487.57)	17767.36 (10493.17,28211.75)
Niger	139149.79 (81094.02,220851.8 5)	6639.3 (3619.78,11208.34)	7973.8 (4129.84,14071.64)	12417.14 (6752.11,20986.31)	17081.18 (10497.62,27940.9 4)	24927.62 (14251.04,39959.2 9)	33367.12 (19880.5,50047.68)	36743.63 (21963.13,56637.66)
Nigeria	42853531.98 (24919297.66,6888 5999.93)	1739087.11 (969684.74,291680 0.39)	2291135.88 (1214750.85,40854 38.01)	3709940.75 (2012759.87,621995 1.6)	5322469.59 (3253811.09,85510 40.6)	7807783.63 (4519488.4,125932 74.46)	10186439.14 (6050586.7,1562818 3.72)	11796675.9 (6898216.01,188913 11.15)
Niue	0.01 (0,0.01)	0 (0,0)	0 (0,0)	0 (0,0)	0 (0,0)	0 (0,0)	0 (0,0)	0 (0,0)
North Macedonia	17893.19 (10297.91,28414.61)	336.84 (180.43,576.12)	609.36 (316.06,1094.14)	1265.61 (656.47,2113.02)	2116.91 (1260.89,3460.92)	3293.9 (1875.12,5272.64)	4574.31 (2729.67,6980.03)	5696.28 (3279.26,8917.75)

)							
Northern Mariana Islands	4.08 (2.36,6.45)	0.06 (0.03,0.1)	0.1 (0.05,0.18)	0.18 (0.09,0.29)	0.34 (0.2,0.55)	0.62 (0.35,1.01)	0.7 (0.42,1.08)	2.08 (1.21,3.24)
Norway	672918.46 (390644.44,1063003.38)	16447.37 (9209.51,27598.68)	22328.66 (11965.83,39766.32)	41676.68 (22671.46,67889.45)	74716.58 (45159.93,119332.91)	115798.11 (65899.87,186621.89)	164167.77 (96272.58,250839.17)	237783.28 (139465.26,370954.96)
Oman	141440.77 (83512.08,221651.02)	1989.13 (1081.03,3340.04)	3237.97 (1692.21,5599.72)	8900.95 (4732,14753.06)	20602.97 (12563,33641.62)	32647.01 (18699.24,51515.03)	39272.08 (23624.6,60123.98)	34790.67 (21120.01,52677.57)
Pakistan	15728554.24 (9083445.12,25556849.85)	535953.92 (292096.98,907035.21)	738872.56 (384589.64,1286664.29)	1335180.32 (698031.85,2266907.89)	2083938.24 (1244142.78,3378157.15)	3009904.42 (1743408.29,4902074.87)	3799662.8 (2235366.17,5889243.84)	4225041.99 (2485809.41,6926766.6)
Palau	1.9 (1.1,2.99)	0.03 (0.01,0.04)	0.04 (0.02,0.07)	0.07 (0.04,0.12)	0.14 (0.08,0.22)	0.27 (0.15,0.44)	0.51 (0.3,0.78)	0.85 (0.49,1.33)
Palestine	26084.93 (15345.91,40976.29)	694.99 (377.7,1166.99)	1068.32 (558.32,1847.55)	2110.19 (1121.84,3497.58)	3447.66 (2102.27,5629.53)	4944.91 (2832.3,7802.78)	6437.03 (3872.28,9854.84)	7381.82 (4481.2,11177.02)
Panama	133804.28 (77235.59,214374.81)	4237.17 (2282.13,7130.46)	7537.32 (3921.44,13091.21)	12904.46 (6901.73,21343.77)	17889.89 (10846.43,28657.64)	24528.37 (13674.46,39104.58)	30055.06 (17963.21,46849.59)	36652 (21646.19,58197.56)
Papua New Guinea	30339.7 (17492.01,48358.03)	676.57 (365.37,1158.44)	1248.11 (659.11,2156.84)	2466.34 (1296.16,4134.99)	3943.89 (2342.48,6320.71)	5640.35 (3239.99,9209.7)	7422.25 (4398.4,11411.36)	8942.19 (5190.49,13966)
Paraguay	162967.76 (93919.96,258686.22)	5647.72 (3096.74,9810.49)	9649.5 (5118.1,16906.92)	18199.65 (9613.57,30045.39)	26259.91 (16057.83,42395.95)	31902.22 (18402.2,50445.22)	34402.05 (20404.71,52049.17)	36906.71 (21226.81,57033.08)
Peru	2909434.49 (1679836.01,4660108.98)	82095.63 (44216.54,138153.56)	153053.44 (79629.15,265831.31)	294879.3 (157711.13,487725.51)	419674.92 (254444.41,672273.75)	550897.2 (307122.63,878272.63)	659267.22 (394028.27,1027659.86)	749566.79 (442683.89,1190192.36)

Philippines	15728675.7 (8983792.4,255265 10.29)	366212.89 (195532.95,613952 .07)	637833.53 (337957.56,112989 3.7)	1228234.33 (636212.36,2088576. 34)	1925764.83 (1108958.49,31280 61.75)	2809225.96 (1568013.1,456452 5.94)	3952979.96 (2302956.15,615545 7.63)	4808424.19 (2834161.79,784604 2.87)
Poland	13484316.67 (7757729.38,21625 596.17)	228559.46 (127322.3,380801. 8)	397292.39 (204784.53,702989 .29)	848647.14 (453676.14,1454960. 59)	1516512.4 (907564.2,2468137 .8)	2647105.04 (1530610.23,42590 07.36)	3582523.84 (2064356.1,5521152 .85)	4263676.4 (2469415.87,683854 6.48)
Portugal	1678150.38 (1002238.7,254876 4.33)	31095.21 (18041.02,51603.9 6)	40463.49 (21567.82,68849.5 6)	71009.34 (39128.11,115131.39)	134701.63 (79507.8,213311.3 5)	269749.61 (156028.48,405760 .32)	465762.12 (285345.91,695467. 37)	665368.97 (402619.57,998640. 38)
Puerto Rico	49786.84 (28871.66,79529.02)	1201.18 (646.96,2021.4)	2135.76 (1111.18,3709.5)	3910.96 (2091.71,6468.66)	5991.49 (3632.57,9597.72)	8511.15 (4744.93,13568.97)	12198.16 (7290.56,19014.38)	15838.13 (9353.77,25148.39)
Qatar	119030.77 (70391.74,186420.8 9)	1081.15 (587.57,1815.4)	1770.58 (925.34,3062.04)	6887.11 (3661.37,11415.16)	18790.37 (11457.75,30681.9 5)	29095.96 (16665.31,45911.7)	33189.99 (19965.87,50812.59)	28215.61 (17128.54,42722.05)
Republic of Korea	27086928.69 (15759473.63,4289 8572.64)	504790.86 (278394.22,841495 .28)	920687.88 (484012.9,1621082 .12)	1784023.26 (975437.81,2946726. 49)	2631196.87 (1578755.59,42098 63.72)	4473137.4 (2560234.32,70418 48.76)	7015478.04 (4149708.17,108582 84.88)	9757614.38 (5732930.63,153792 71.4)
Republic of Moldova	32997.44 (19019.67,52354.61)	529.11 (283.43,904.98)	895.27 (464.36,1607.52)	2101.64 (1090.12,3508.83)	4185.69 (2493.12,6843.15)	6608.56 (3762.06,10578.51)	8284.58 (4943.74,12641.61)	10392.59 (5982.86,16270.01)
Romania	2185758.42 (1260912.55,34603 17.1)	44387.91 (23776.96,75920.1 7)	67157.67 (34833.37,120586. 04)	114983.75 (59641.96,191973.49)	227539.51 (135529.33,372002 .68)	348073.82 (198148.14,557171 .82)	591666.76 (353070.48,902835. 74)	791948.99 (455912.32,1239827 .17)
Russian Federation	124770723.2 (71868652.42,2000 76965.4)	2350498.31 (1309378.55,39161 53.16)	3415103.92 (1760316.49,60428 56.53)	6867868.84 (3671476.12,117745 96.25)	15482331.9 (9265475.84,25197 635.59)	25130973.65 (14531240.54,4043 3979.53)	31958068.06 (18415185.22,49251 699.26)	39565878.54 (22915579.66,63460 045.03)
Rwanda	71375.15 (41078.57,115301.4)	2112.84 (1130.6,3590.47)	2850.21 (1488.08,5028.68)	5062.52 (2664.11,8615.74)	9317.47 (5524.19,15128.56)	15148.74 (8543.2,25125.13)	18192.87 (10608.34,28319.22)	18690.5 (11120.05,29493.62)

	1)							
Saint Kitts and Nevis	16.88 (9.78,26.99)	0.41 (0.22,0.69)	0.75 (0.39,1.3)	1.43 (0.77,2.37)	2.27 (1.37,3.63)	3.14 (1.75,5)	3.9 (2.33,6.08)	4.99 (2.95,7.93)
Saint Lucia	84.65 (49.03,135.28)	1.95 (1.05,3.29)	3.61 (1.88,6.28)	7.25 (3.88,11.99)	10.41 (6.31,16.68)	15.24 (8.49,24.29)	19.97 (11.94,31.14)	26.21 (15.48,41.62)
Saint Vincent and the Grenadines	26.27 (15.19,42.01)	0.75 (0.4,1.26)	1.27 (0.66,2.21)	2.29 (1.23,3.79)	3.24 (1.96,5.19)	4.79 (2.67,7.63)	6.28 (3.75,9.79)	7.64 (4.51,12.13)
Samoa	37.87 (21.82,60.38)	1.03 (0.56,1.77)	1.62 (0.85,2.79)	3.01 (1.58,5.05)	4.89 (2.91,7.84)	6.67 (3.83,10.89)	8.75 (5.18,13.45)	11.89 (6.9,18.58)
San Marino	19.14 (11.43,29.08)	0.38 (0.22,0.64)	0.48 (0.26,0.82)	0.84 (0.46,1.36)	1.5 (0.89,2.38)	2.81 (1.63,4.23)	4.99 (3.06,7.45)	8.12 (4.92,12.19)
Sao Tome and Principe	56.54 (33.11,89.23)	1.77 (0.97,2.99)	2.29 (1.19,4.05)	3.98 (2.17,6.73)	6.84 (4.2,11.18)	10.84 (6.2,17.38)	14.47 (8.62,21.7)	16.34 (9.77,25.19)
Saudi Arabia	29890451.56 (17678037.66,4670 9491.68)	340513.7 (185057.22,571772 .66)	674810.79 (352665.6,1167010 .9)	1693378.45 (900247.18,2806724. 17)	3774575.13 (2301609.01,61633 31.92)	6577639.3 (3767474.96,10379 117.41)	8285147.92 (4984034.48,126842 35.63)	8544386.26 (5186949.21,129372 99)
Senegal	163973.75 (95891.8,259460.13)	5434.87 (2963.12,9175.04)	7416.21 (3841.05,13087.64)	13238.15 (7198.55,22373.92)	21405.82 (13155.42,35015.0 8)	31227.88 (17852.87,50058.6 8)	39940.48 (23796.98,59907.12)	45310.34 (27083.81,69842.64)
Serbia	320082.95 (184173.24,508189. 06)	7169.55 (3840.45,12262.64)	11177.13 (5797.36,20069.28)	21806.75 (11311.13,36407.9)	35453.99 (21117.43,57963.4 3)	57118.03 (32515.63,91430.5 7)	82287.33 (49104.01,125563.7 9)	105070.18 (60487.23,164491.4 5)
Seychelles	55.66 (32.24,89.15)	0.8 (0.45,1.35)	1.38 (0.74,2.43)	3 (1.59,4.98)	5.54 (3.31,9.32)	9.41 (5.24,15.73)	14.59 (8.56,22.09)	20.93 (12.36,33.25)
Sierra Leone	79214.53 (46251.55,125631.7 3)	2840.48 (1548.65,4795.25)	4052.05 (2098.66,7150.79)	7036.31 (3826.16,11892.14)	11002.11 (6761.59,17996.96)	15106.82 (8636.51,24216.41)	19460.81 (11594.97,29189.47)	19715.95 (11785.01,30390.71)
Singapore	674891.09 (393318.77,106665 4.66)	9458.77 (5216.57,15767.93)	15848.29 (8331.54,27904.54)	43064.82 (23546.25,71131.46)	82865.15 (49720.27,132582. 59)	130313.97 (74586.18,205147. 12)	205665.31 (121652.71,318320. 93)	187674.79 (110265.25,295800. 09)
Slovakia	252742.86	4245.89	7165.06	15378.2	27810.01	45685.94	67575.44	84882.32

	(145729.77,400400.8)	(2274.37,7262.08)	(3716.39,12865.35)	(7976.66,25674.99)	(16564.47,45466.4)	(26007.62,73130.78)	(40324.89,103114.61)	(48865.37,132886.59)
Slovenia	43472.79 (25075.81,68827.33)	756.68 (405.33,1294.2)	1238.66 (642.47,2224.11)	2436.53 (1263.83,4067.96)	4545.7 (2707.56,7431.74)	7730.33 (4400.66,12374.18)	11769.71 (7023.45,17959.61)	14995.18 (8632.5,23475.54)
Solomon Islands	154.51 (89.1,246.13)	3.88 (2.09,6.64)	6.43 (3.4,11.11)	11.71 (6.15,19.63)	18.73 (11.13,30.02)	27.87 (16.01,45.5)	38.31 (22.7,58.9)	47.59 (27.62,74.33)
Somalia	22069.77 (12684.33,35655.03)	799.64 (427.9,1358.88)	1011.81 (528.26,1785.16)	1662.29 (874.77,2828.99)	2573.58 (1525.84,4178.67)	4322.18 (2437.51,7168.61)	5998.78 (3497.92,9337.77)	5701.48 (3392.14,8996.94)
South Africa	19171968.72 (11020957.23,30700276.63)	411382.67 (223638.4,697646.85)	627530.84 (332372.46,1109338.51)	1368474.68 (708370.43,2311389)	2512302.56 (1470724.54,4229768.45)	3924132.98 (2251159.16,6311429.03)	4825569.1 (2796760.08,7205426.81)	5502575.88 (3237932.18,8835277.98)
South Sudan	21881.47 (12615.02,35282.64)	753.43 (403.17,1280.35)	894.38 (466.95,1577.97)	1203.48 (633.32,2048.16)	2539.55 (1505.66,4123.41)	4402.69 (2482.91,7302.14)	5804.95 (3384.89,9036.05)	6282.99 (3738.11,9914.56)
Spain	32249746.05 (19201048.99,49278866.89)	578079.03 (328686.99,972660.83)	677608.06 (377605.51,1170503.27)	1284992.19 (723968.73,2084801.35)	2585373.26 (1574450.49,4094183.84)	5269859.24 (3037748.7,8053810.81)	9222734.66 (5538513.73,13783057.89)	12631099.61 (7620074.83,19119848.9)
Sri Lanka	782425.72 (452612.98,1253984.97)	13049.12 (7279.42,21951.93)	21398.34 (11379.96,37621.68)	44699.72 (23745.69,74142.2)	78972.02 (47125.61,132763.55)	140777.77 (78337.73,235206.37)	213043.21 (124999.79,322500.72)	270485.53 (159744.77,429798.5)
Sudan	2299480.81 (1352469.22,3612865.85)	61390.47 (33363.56,103083.62)	90813.73 (47460.55,157052.35)	172355.27 (91628.88,285673.72)	304949.16 (185947.75,497937.59)	479988.25 (274922.9,757392.45)	590387.42 (355154.94,903859.98)	599596.5 (363990.63,907866.14)
Suriname	1446.69 (836.39,2315.51)	42.67 (22.98,71.81)	72.86 (37.9,126.54)	127.2 (68.03,210.39)	195.32 (118.42,312.89)	270.03 (150.54,430.49)	323.88 (193.58,504.87)	414.73 (244.94,658.53)
Sweden	2601840.99 (1566615.98,39998)	60339.86 (34160.36,101060.	73305.23 (39628.83,128799.	160603.25 (89525.55,263670.27	308901.94 (190227.68,491040	456289.71 (265776.09,687483	636614.92 (389341.96,954042.	905786.08 (557955.51,1373742

	39.22)	46)	82))	.78)	.69)	07)	.13)
Switzerland	2658055.85 (1582440.19,40477 73.33)	48001.19 (27849.58,79660.0 9)	66985.2 (35704.42,113976. 81)	142356.05 (78442.06,230809.61)	288532.7 (170306.59,456915 .52)	495140.69 (286399.1,744796)	697481.88 (427307.25,1041467 .07)	919558.15 (556431.2,1380148. 22)
Syrian Arab Republic	1383186.99 (819054.15,215145 1.61)	34190.74 (18581.47,57411.2 8)	47460.45 (24803.49,82077.6 1)	41811.39 (22228.1,69301.11)	94215.9 (57449.7,153840.8 4)	273153.27 (156454,431019.37)	395725.66 (238053.73,605840. 35)	496629.58 (301483.66,751961. 04)
Taiwan (Province of China)	6108139.82 (4949525,7507275. 04)	36565.97 (29557.05,44722.1 3)	105439.65 (85651.72,130347. 14)	258487.7 (207242.96,319356.7 6)	491158.55 (388552.5,595004. 21)	1011221.6 (818875.77,128916 9.13)	1800716.41 (1472137.78,217461 9.51)	2404549.95 (1947507.22,295405 6.17)
Tajikistan	69105.99 (39475.45,110905.9 5)	2506 (1342.37,4286.21)	4030.39 (2090.49,7236.84)	7256.19 (3763.78,12114.72)	11085.39 (6602.79,18123.43)	13321.62 (7583.61,21324.31)	14253.85 (8505.82,21750.24)	16652.54 (9586.6,26070.2)
Thailand	12603814.4 (7312002.93,20134 597.9)	135444.93 (75557.7,227852.8 3)	267652.32 (142341.58,470575 .34)	589127.73 (312960.34,977169.7 7)	1027549.01 (613177.2,1727460 .24)	2046255.07 (1138666.96,34188 08.29)	3373517.46 (1979358.89,510676 6.61)	5164267.86 (3049940.26,820596 4.82)
Timor-Leste	763.99 (439.42,1234.64)	25.56 (14.26,42.99)	40.96 (21.78,72.01)	68.87 (36.58,114.23)	97.95 (58.45,164.67)	128.68 (71.6,214.99)	172.87 (101.43,261.68)	229.11 (135.31,364.06)
Togo	32535.49 (19062.6,51347.23)	897.88 (489.53,1515.79)	1233.55 (638.89,2176.89)	2307.78 (1254.91,3900.41)	4130.73 (2538.63,6756.93)	6473.83 (3701.07,10377.63)	8252.8 (4917.11,12378.46)	9238.91 (5522.47,14241.12)
Tokelau	0.02 (0.01,0.03)	0 (0,0)	0 (0,0)	0 (0,0)	0 (0,0)	0 (0,0)	0 (0,0.01)	0.01 (0,0.01)
Tonga	8.76 (5.05,13.95)	0.22 (0.12,0.38)	0.36 (0.19,0.62)	0.63 (0.33,1.06)	1 (0.59,1.6)	1.56 (0.9,2.55)	2.16 (1.28,3.32)	2.84 (1.65,4.43)
Trinidad and Tobago	11907.27 (6897.55,19015.24)	279.1 (150.32,469.67)	445.93 (232,774.51)	901.11 (481.94,1490.42)	1617.15 (980.46,2590.5)	2547.83 (1420.41,4061.89)	2865.28 (1712.51,4466.38)	3250.87 (1919.92,5161.87)
Tunisia	885103.48 (524643.55,137879 4.41)	11078.33 (6020.68,18602.14)	18185.86 (9504.2,31450.45)	42846.6 (22778.44,71016.94)	94435.07 (57583.34,154198. 76)	176657.07 (101183.85,278754 .16)	253373.85 (152420.21,387905. 41)	288526.69 (175152.82,436866. 55)
Turkmenistan	89435.08 (51189.34,142999.8)	3040.67 (1628.77,5200.7)	4669.81 (2422.14,8384.96)	8282.67 (4296.2,13828.49)	12121.32 (7219.82,19817.04)	16136.68 (9186.16,25830.47)	20167.01 (12034.42,30773.22)	25016.91 (14401.84,39164.93)

	1)							
Tuvalu	0.32 (0.19,0.52)	0.01 (0,0.01)	0.01 (0.01,0.02)	0.03 (0.01,0.04)	0.04 (0.02,0.06)	0.06 (0.03,0.09)	0.08 (0.05,0.12)	0.1 (0.06,0.16)
Türkiye	60490105.36 (35848122.5,94217 087.01)	839166.71 (456057.66,140908 4.57)	1500278.61 (784066.95,259456 6.71)	3077634.82 (1636156.58,510108 7.84)	6095078.3 (3716573.59,99523 75.28)	11176890.63 (6401788.28,17636 458.42)	17101498.63 (10287620.18,26181 722.26)	20699557.66 (12565859.27,31341 791.93)
Uganda	544470.77 (312418.54,882095. 98)	21260.17 (11376.51,36128.6 3)	27473.96 (14344.05,48472.8 5)	47506.52 (24999.93,80849.85)	76159.41 (45153.79,123658. 34)	106658.27 (60150.33,176899. 4)	127825.32 (74535.52,198974.3 4)	137587.12 (81858.41,217112.5 7)
Ukraine	6785177.9 (3907177.62,10881 623.11)	114419.52 (63739.05,190633. 78)	176850.13 (91157.48,312927. 52)	403525.35 (215719.55,691822.8 5)	804549.96 (481486.79,130941 2.25)	1345390.52 (777932.18,216463 9.26)	1719223.34 (990667.41,2649555 .49)	2221219.08 (1286475.17,356263 1.97)
United Arab Emirates	1656306.46 (981877.54,257019 9.77)	13348.67 (7254.52,22414.38)	21022.11 (10986.43,36355.4)	34926.42 (18567.86,57889.45)	101027.9 (61603.38,164963. 84)	446434.39 (255704.3,704446. 48)	601374.55 (361764.33,920680. 75)	438172.43 (265996.73,663449. 48)
United Kingdom	120658551 (71575145.64,1875 77682.5)	2829055.71 (1577034.16,47009 81.58)	3886595.51 (2072024.65,68546 54.06)	7414090.93 (4020674.79,121276 44.11)	13630106.47 (8344702.3,220660 37.01)	22020434.13 (12500570.64,3426 6604.28)	30037662.73 (18202850.61,45027 045.43)	40840605.57 (24857288.49,62534 715.99)
United Republic of Tanzania	891084.39 (512542.49,143999 1.38)	29080.71 (15561.35,49418.5 2)	39101.25 (20414.62,68987.0 9)	69847.35 (36756.6,118870.98)	114179.93 (67695.6,185391.4 4)	172843.35 (97475.68,286671. 47)	221911.39 (129397.53,345429. 71)	244120.42 (145241.12,385222. 16)
United States of America	4099966510 (2380920868,65727 96026)	128522549 (71063002.69,2163 03882.3)	192935792.2 (104292823.2,3430 89156.4)	339370033.5 (180007780.9,55548 6011.2)	532661373.7 (324530551.5,8680 66778.3)	771290692.1 (446024223.7,1234 171034)	977528032.9 (577938367,154209 1496)	1157658037 (677064118.6,18135 87668)
United States Virgin Islands	18.9 (10.97,30.17)	0.45 (0.24,0.76)	0.67 (0.35,1.16)	1.4 (0.75,2.32)	2.21 (1.34,3.54)	3.33 (1.86,5.31)	4.53 (2.7,7.05)	6.32 (3.73,10.03)
Uruguay	68356.05 (39594.84,107049.2 1)	2125.02 (1160.96,3584.63)	3040.08 (1622.92,5368.67)	5064.78 (2734.7,8281.16)	7705.12 (4663.04,12513.29)	12042.77 (6787.3,18837.54)	17155.8 (10125.92,26083.03)	21222.48 (12500,32380.89)
Uzbekistan	1384845.41	37654.85	62360.71	126081.3	200561.24	268529.48	316859.71	372798.12

	(793936.25,221174 9.82)	(20170.3,64404.14)	(32345.25,111972. 77)	(65398.23,210501.55)	(119460.19,327896 .01)	(152865.91,429843 .09)	(189082.47,483502. 22)	(214613.91,583630. 04)
Vanuatu	30.21 (17.41,48.17)	0.75 (0.4,1.28)	1.32 (0.7,2.29)	2.48 (1.31,4.16)	3.76 (2.23,6.02)	5.41 (3.11,8.83)	7.28 (4.32,11.2)	9.21 (5.35,14.39)
Venezuela (Bolivarian Republic of)	552380.32 (320286.15,882218. 32)	15655.7 (8432.13,26345.99)	20675.48 (10756.84,35910.2 8)	42201.88 (22570.96,69801.24)	75912.32 (46024.83,121603. 29)	105277.66 (58691.8,167839.8 4)	136847.01 (81790.18,213315.8 6)	155810.27 (92019.41,247401.8 2)
Viet Nam	15707835.41 (9087440.09,25220 552.07)	209044.41 (116615.05,351665 .97)	359237.63 (191048.08,631596 .75)	921826.43 (489698.79,1529008. 08)	1885340.13 (1125053.61,31695 32.9)	3011561.39 (1675824.9,503160 6.62)	4036096.31 (2368116.77,610976 5.87)	5284729.11 (3121082.88,839737 5.88)
Yemen	602617.23 (354466.09,947011. 86)	16985.52 (9231.03,28521.19)	22681.35 (11853.6,39224.9)	42670.6 (22684.87,70725.24)	82113.97 (50070.34,134080. 17)	131389.81 (75256.15,207325. 2)	156657.27 (94239.14,239836.1 3)	150118.7 (91130.95,227299.0 2)
Zambia	182724.32 (104893.98,295878. 65)	6400.25 (3424.83,10876.32)	8631.5 (4506.47,15228.72)	15666.05 (8244.14,26661.56)	25550.24 (15148.37,41485.3 7)	37174.89 (20964.91,61656.8 6)	44313.5 (25839.4,68978.9)	44987.89 (26765.85,70990.93)
Zimbabwe	187832.6 (108749.95,298558. 88)	6281.77 (3387.34,10586.92)	8718.68 (4674.76,15307.79)	14823.46 (8086.31,24281.5)	24070.14 (14463.67,39553.8)	38284.79 (21696.27,61446.2 4)	47528.06 (28076.94,72086.55)	48125.69 (28364.66,75296.09)

Table S14. Total healthcare expenditure for women of reproductive age in all age groups due to low back pain in 204 countries or territories in 2021

Location	Total healthcare expenditure (95% uncertainty interval, 2020 US\$)							
	All ages (15-49 years)	15-19 years	20-24 years	25-29 years	30-34 years	35-39 years	40-44 years	45-49 years
Afghanistan	755318.55 (542094.01,1019984.83)	89178.68 (64729.94,119092.02)	84934.38 (60254.49,117246.41)	100158.09 (71590.26,134201.12)	95910.93 (68318.28,129348.1)	98777.87 (71782.98,131559.87)	109509.88 (79418.1,146864.49)	176848.72 (125999.96,241672.82)
Albania	38260.16 (27722.35,51005.67)	1849.56 (1314.37,2451.69)	2353.55 (1679.05,3226.32)	3253.83 (2312.89,4375.3)	4462.28 (3196.62,5951.81)	6070.25 (4522,8060.47)	8036.51 (5793.9,10737.59)	12234.18 (8903.51,16202.49)
Algeria	6635783.9 (4748292.95,9006499.98)	366906.57 (259492.97,500702.37)	396325.55 (277146.09,542958.81)	640814.45 (462105.8,869324.64)	961910.9 (688910.49,1321081.94)	1326551.57 (981186.42,1767276.78)	1423764.2 (1014595.89,1909585.3)	1519510.65 (1064855.29,2095570.14)
American Samoa	4.6 (3.23,6.25)	0.24 (0.17,0.32)	0.25 (0.17,0.35)	0.34 (0.24,0.46)	0.47 (0.33,0.65)	0.71 (0.51,0.95)	1.06 (0.76,1.44)	1.52 (1.05,2.09)
Andorra	119.03 (84.47,161)	3.63 (2.6,4.88)	4.86 (3.43,6.59)	7.4 (5.26,10.07)	11.7 (8.33,15.96)	18.99 (13.84,25.67)	28.98 (20.72,38.78)	43.48 (30.29,59.04)
Angola	599620.06 (427233.49,812246.28)	43593.44 (30988.21,59191.18)	46228.71 (32301.24,63607.38)	65062.4 (45930,87426.48)	87447.26 (62318.56,120033.69)	107381.47 (77649.85,143611.17)	120197.61 (86661.47,161003.88)	129709.18 (91384.15,177372.51)
Antigua and Barbuda	42.34 (30.14,57.07)	1.63 (1.16,2.19)	2.37 (1.64,3.27)	3.66 (2.59,4.92)	5.15 (3.6,6.91)	7.34 (5.36,9.84)	9.31 (6.69,12.47)	12.88 (9.1,17.48)
Argentina	29037440.89 (21011943.13,38586368.7)	1309167.07 (951031.03,1729976.72)	1860500.17 (1307876.03,2513449.86)	2756408.08 (1971401.49,3668932.7)	3759934.13 (2719790.42,4973296.23)	5238504 (3876470.45,6904470.75)	6505565.24 (4694175.18,8678299.88)	7607362.2 (5491198.53,10117942.55)
Armenia	62309.21 (44837.73,83841.81)	1870.49 (1342.45,2540.17)	2115.21 (1483.55,2967.21)	4225.94 (2944.22,5727.6)	8331.65 (5864.22,11453.21)	12591.93 (9327.78,16627.36)	15006.31 (10893.15,20227.52)	18167.69 (12982.36,24298.73)
Australia	27452377.23 (19927635.71,36520)	1011977.6 (747202.58,1340898)	1651608.11 (1180867.93,2218)	2679433.68 (1919433.84,35780)	3702864.08 (2655750.27,50091)	5087102.68 (3759734.54,66669)	5788707.04 (4161479.49,771293)	7530684.04 (5503167.06,9994)

	520.12)	.07)	275.96)	34.62)	60.67)	08.91)	0.4)	311.5)
Austria	2049797.44 (1465012.6,2752352.58)	75521.16 (53919.9,100754.1)	105781.99 (75694.41,142814.12)	181443.4 (130930.05,244291.86)	251098.8 (177803.4,341106.52)	342354.13 (247366.21,461530.38)	448220.68 (321508.19,592842.77)	645377.27 (457790.45,869012.83)
Azerbaijan	310249.92 (223233.86,419704.92)	10610.97 (7506.92,14341.93)	12763.18 (9039.64,17584.11)	24812.6 (17540.13,33826.97)	43285.46 (30906.5,58158.02)	60078.64 (44630.66,80647.63)	69859.03 (50257.44,94208.48)	88840.04 (63352.58,120937.79)
Bahamas	1430.72 (1022.35,1938.09)	69.88 (49.48,92.91)	83.55 (58.88,114.67)	127.69 (90.34,172.32)	176.23 (125.48,238.51)	240.47 (172.56,322.99)	314.3 (227.31,424.42)	418.6 (298.31,572.27)
Bahrain	18808.33 (13399.56,25448.34)	1096.6 (762.71,1486.61)	1263.45 (906.42,1724.66)	1832.61 (1309.32,2449.13)	2661.22 (1894.21,3555.78)	3317.96 (2434.34,4447.76)	4207.81 (2934.99,5729.87)	4428.67 (3157.56,6054.53)
Bangladesh	19198951.17 (13829964.38,25713233.11)	933965.14 (665121.84,1261870.52)	1265765.55 (880341.44,1741532.37)	1876132.75 (1330052.69,2566233.64)	2515891.94 (1816647.75,3402593.06)	3252369.44 (2395804.02,4341249.58)	4068163.55 (2973789.2,5399978.12)	5286662.8 (3768207.45,6999775.81)
Barbados	316.48 (224.66,432.95)	12.1 (8.47,16.54)	16.37 (11.18,22.41)	25.27 (18.01,34.41)	36.54 (25.85,49.33)	53.52 (38.94,71.37)	69.41 (49.04,94.88)	103.26 (73.18,144.02)
Belarus	559324.63 (401869.1,744522.04)	15578.59 (11118,20977.76)	16798.1 (11760.4,22898.14)	30793.22 (22037.71,40815.57)	65403.83 (46538.38,87817.5)	107455.82 (78384.15,140463.78)	137203.95 (98211.34,183279.53)	186091.12 (133819.11,248269.76)
Belgium	3479268.7 (2496729.31,4725168.46)	155614.74 (113157.15,205678.84)	192492.36 (135689.93,266373.19)	301554.15 (213193.08,412304.65)	422587.19 (301685.2,575198.16)	584152.85 (429158.44,785272.95)	772534.52 (555744.29,1049397.96)	1050332.89 (748101.22,1430942.7)
Belize	287.38 (204.55,389.69)	18.97 (13.36,25.34)	22.87 (15.73,31.61)	30.83 (21.8,41.68)	39.17 (27.49,53.15)	49.55 (35.78,67.19)	57.15 (40.82,76.94)	68.85 (49.58,93.78)
Benin	42288.8 (29993.46,57462.43)	2846.23 (1997.26,3872.03)	3440.81 (2340.38,4745.87)	4822.34 (3414.23,6504.04)	5851.08 (4117.49,7900.4)	7522.33 (5514.08,10114.8)	8767.09 (6301.74,11799.94)	9038.92 (6308.27,12525.34)
Bermuda	76.11	2.3 (1.6,3.06)	3.01 (2.09,4.15)	4.98 (3.54,6.7)	8.25 (5.93,11.24)	13.41 (9.75,18.18)	18.58 (13.15,25.31)	25.59

	(54.01,103.54)							(17.95,34.92)
Bhutan	1148.25 (821.37,1547.95)	53.09 (37.76,72.62)	73.67 (51.57,100.86)	116.08 (82.34,155.74)	166.52 (117.91,222.99)	213.53 (155.61,288.37)	244.12 (175.65,325.75)	281.23 (200.53,381.63)
Bolivia (Plurinational State of)	223184.4 (157732.68,305122. 28)	12966.23 (9245.61,17312.05)	16471.95 (11407.82,22697.0 1)	24296.35 (16893.97,32911.5 3)	31357.23 (22201.9,43263.97)	39727.06 (28726.86,53972.49)	45698.5 (32107.39,62246.87)	52667.08 (37149.13,72718.3 5)
Bosnia and Herzegovina	101444.29 (73389.81,134689.3 5)	3851.33 (2746.33,5146.37)	4664.84 (3329.78,6413.62)	6521.91 (4675.3,8752.43)	10154.58 (7305.93,13528.14)	16753.46 (12233.83,22088.51)	25412.06 (18593.83,33781.29)	34086.13 (24504.8,44978.98)
Botswana	21887.43 (15595.03,29961.97)	909.25 (633.56,1220.86)	1148.27 (809.31,1589.5)	2057.53 (1452.6,2767.9)	3148.85 (2209.44,4373.57)	4358.46 (3205.21,5914.95)	4731.83 (3401.25,6490.84)	5533.24 (3883.66,7604.34)
Brazil	434502381.9 (313313047.9,57992 6317.6)	20485929.96 (14735874.9,271891 59.74)	28230105.2 (20157222.02,382 80460.72)	39719756.93 (29032058.08,5314 0290.49)	54694896.28 (39500835.33,7296 7886.81)	80101542.77 (59292156.44,1051 24542.9)	97353741.37 (69124237.03,12985 7630.6)	113916409.3 (81470664.06,153 366346.3)
Brunei Darussalam	2047.49 (1468.18,2760.19)	86.63 (63.35,114.41)	130.35 (93.18,177.85)	209.05 (147.54,281.71)	297.07 (210.48,400.28)	383.93 (278.19,515.49)	436.52 (310.93,588.5)	503.96 (364.52,681.95)
Bulgaria	533518.86 (383887.34,707745. 04)	17757.07 (12710.98,23627.14)	18549.91 (13196.42,25437.0 3)	28436.32 (20303.08,38225.1 3)	56812.49 (40653.32,75576.2 5)	88315.28 (64926.46,116630.4 7)	129231.09 (93552.67,170315.5 9)	194416.71 (138544.42,25793 3.42)
Burkina Faso	184523.14 (130720.6,251036.3 3)	12721.18 (8965.68,17518.59)	14784.54 (10163.76,20661.1 2)	20538.19 (14642.84,28268.5 8)	26976.09 (19028.29,37094.8 2)	35394.85 (25346.45,47771.67)	36818.63 (26183.4,49174.27)	37289.66 (26390.18,50547.2 8)
Burundi	48792.74 (34673.48,65992.74)	3789.96 (2670.06,5167.48)	4105.76 (2869.31,5569.77)	5686.36 (3996.91,7606.61)	8107.56 (5686.27,11084.45)	9683.54 (7060.04,12868.48)	8788.31 (6324.31,11724.52)	8631.25 (6066.58,11971.41)
Cabo Verde	435.3 (308.93,595.69)	18.32 (12.76,24.7)	24.83 (16.91,34.25)	42.18 (30.03,56.62)	65.33 (46.04,89.6)	89.76 (64.94,122.13)	93.36 (66.75,127.09)	101.52 (71.5,141.31)
Cambodia	225845.54	9620.06	13755.54	23491.92	32780.21	43781.88	47498.42	54917.52

	(159551.49,307179.69)	(6839,13402.15)	(9677.66,19262.29)	(16561.4,31763.77)	(23162.27,44485.4)	(31350.35,58758.52)	(33657.93,64581.83)	(38302.88,74925.71)
Cameroon	354662.86 (252930.6,483193.53)	22891.74 (16024.28,31364.26)	27016.48 (18908.19,37214.18)	39160.29 (28101.11,53742.69)	52685.72 (36678.82,71693.35)	67867.7 (50157.34,90244.76)	72271.97 (51308.8,98231.45)	72768.96 (51752.06,100702.84)
Canada	46091472.34 (33231200.42,61682941.39)	1684770.27 (1250397.7,2214879.53)	2281234.67 (1628408.7,3054609.19)	4022409.72 (2891170.12,5371910.69)	6181019.58 (4378972.26,8297054.39)	8602186 (6242424.81,11535411.4)	10372136.06 (7466634.79,13770993.13)	12947716.04 (9373192.04,17438083.07)
Central African Republic	6331.74 (4513.75,8620.99)	447.17 (312.81,612.27)	508.24 (351.41,693.26)	662.17 (468.92,905.75)	892.42 (641.8,1231.05)	1152.03 (838.72,1541.54)	1280.91 (915.39,1726.4)	1388.79 (984.71,1910.72)
Chad	61821.28 (43963.87,84343.94)	4913.78 (3497.32,6714.65)	5333.89 (3714.65,7471.33)	6958.45 (4897.7,9409.32)	8684.47 (6107.75,11932.94)	11109.16 (8098.93,14901.26)	12225.6 (8732.95,16626.94)	12595.93 (8914.58,17287.49)
Chile	5559903.16 (4057002.17,7407356.21)	214473.47 (156608.12,289634.54)	332056.62 (235566.04,445190.97)	549768.97 (401008.24,740884.93)	763544.1 (550489.56,1032232.66)	983364.92 (723175.59,1289798.45)	1155770.5 (851040.53,1542630.15)	1560924.59 (1139114.09,2066984.51)
China	4899068412 (3494865934,6620197507)	162444377 (116123255.3,216954742.7)	204677884.2 (142885173.3,278142588)	308212330 (216281672.2,422864326.6)	561595474.9 (399967855.9,761036150.3)	773704944.1 (559542905.9,1033749540)	981331722.9 (693103315.6,1337233825)	1907101679 (1366961756,2570216336)
Colombia	15711525.17 (11510674.02,20811321.16)	770642.84 (565449.17,1014929.13)	1175878 (848938.27,1582011.22)	1835272.38 (1352770.94,2383199.55)	2257648.03 (1642935.99,3057937.84)	2785521.96 (2093311.86,3621692.98)	3197953.73 (2339586.29,4182615.48)	3688608.21 (2667681.5,4968934.96)
Comoros	363.01 (256.68,493.6)	19.84 (13.97,27.53)	24.24 (16.72,33.42)	37.14 (26.34,50.32)	51.52 (35.67,69.77)	65.27 (47.44,88.16)	74.24 (53.01,100.75)	90.76 (63.54,123.64)
Congo	9738.5 (6894.34,13296.5)	558.22 (394.52,757.51)	621.96 (432.56,857.32)	912.09 (651.88,1241.08)	1325.97 (927.51,1820.88)	1872.67 (1348.43,2516.05)	2156.59 (1533.23,2905.48)	2291.01 (1606.22,3198.18)
Cook Islands	1.18 (0.84,1.6)	0.05 (0.04,0.07)	0.07 (0.05,0.09)	0.1 (0.07,0.13)	0.12 (0.09,0.17)	0.18 (0.13,0.24)	0.27 (0.19,0.37)	0.39 (0.27,0.52)
Costa Rica	203501.18 (145458.4,274286.2)	8411.11 (6057.78,11235.54)	12966.21 (9176.56,17806.67)	21878.4 (15697.43,29190.7)	31140.23 (22400.56,41851)	38822.86 (28154.71,51803.1)	42924.52 (30630.69,57558.07)	47357.86 (33340.67,64841.1)

	3))	5))	1)	
Croatia	216412.86 (155819.09,288682.97)	23258.35 (16209.76,31823.34)	9852.18 (7009.39,13361.92)	14011.42 (10002.95,18660.55)	22445.7 (16035.46,30230.41)	37629.3 (27628.16,50365.8)	52147.1 (37798.5,69250.59)	72290.84 (51500.78,96296.03)
Cuba	1089530.58 (831976.91,1398978.2)	8036.31 (5843.84,10517.68)	55706.05 (40576.42,74423.55)	83828.21 (62718.21,108734.59)	136317.7 (103050.41,176105.61)	168644.04 (129298.17,215547.8)	201091.24 (156396.13,254876.93)	405153.49 (311181.33,517261.13)
Cyprus	19619.5 (14016.91,26391.99)	38789.85 (28756.24,52028.58)	843.34 (593.79,1144.62)	1600.53 (1146.39,2139.82)	2607.1 (1849.71,3522.54)	3890.64 (2846.28,5216.89)	4675.84 (3311.77,6219.46)	5431.51 (3862.63,7381.63)
Czechia	2969166.62 (2133285.41,3962411.56)	570.53 (406.34,767.02)	98386.19 (70001.01,132660.75)	159988.93 (112955.32,215122.05)	293206.79 (206622.76,395277.66)	462238.99 (339407.26,611822.45)	736803.38 (535300.77,991229.95)	1119095.87 (798363.92,1481300.99)
Côte d'Ivoire	401699 (284528.04,550070.7)	99446.46 (70634.37,134997.71)	28450.69 (19654.28,39435.23)	42604.23 (30249.02,58356.21)	60843.96 (42134.83,83833.74)	80686.36 (59302.23,109316.9)	84328.02 (60110.63,115295.02)	81527.38 (56867.28,112010.26)
Democratic People's Republic of Korea	83222.9 (58595.75,113760.55)	2808.96 (1988.99,3727.5)	4288.51 (3008.13,5925.98)	7005.51 (4944.38,9469.83)	9310.34 (6453.62,13034.81)	13489.1 (9752.16,18382.17)	17681.95 (12681.83,24154.6)	28638.53 (19766.64,39065.66)
Democratic Republic of the Congo	1115763.02 (785913.58,1513937.93)	82829.39 (58332.42,114949.52)	90879.95 (62830.35,125825.91)	123544.41 (86626.33,166804.11)	161422.58 (113219.27,218557.62)	202421.06 (145933.69,272430.22)	218095.06 (155762.15,293488.83)	236570.58 (163209.38,321881.72)
Denmark	1063246.06 (730621.57,1465338.94)	50870.38 (37730.23,65769.58)	64736.76 (44861.98,89780.7)	100779.18 (68736.98,139333.14)	124738.53 (84826.28,172866.86)	157156.04 (109675.05,217803)	222026.45 (151266.09,305438.5)	342938.72 (233524.96,474347.16)
Djibouti	450.68 (319.35,608.14)	19.62 (13.73,26.81)	25.28 (17.24,34.55)	41.12 (29.25,55.76)	69.59 (49.29,94.51)	92.61 (67.19,122.7)	99.36 (70.23,132.1)	103.1 (72.42,141.71)
Dominica	7.94 (5.67,10.77)	0.43 (0.31,0.58)	0.51 (0.35,0.71)	0.76 (0.54,1.04)	1.08 (0.77,1.48)	1.43 (1.04,1.92)	1.57 (1.13,2.14)	2.15 (1.52,2.9)

Dominican Republic	468051.14 (332085.48,638741.76)	25164.33 (18290.41,34038.37)	34118.67 (23607.97,46219.4)	50077.7 (35438.1,68165.38)	63944.07 (45780.59,85775.94)	80408.96 (57786.77,109215.82)	96280.25 (68473.02,131725.84)	118057.17 (82708.61,163601)
Ecuador	753581.02 (553193.79,1003823.24)	42030.89 (30084.66,56191.31)	54009.36 (38775.68,74368.11)	77444.17 (57092.77,103860.52)	98467.09 (71810.72,128488.13)	132587.04 (97249.59,173555.87)	157814.46 (118065.35,209929.67)	191228.01 (140115.01,257429.63)
Egypt	28808967.89 (20714126.61,38768918.99)	2261579.8 (1628797.58,3059004.02)	2348146.32 (1687357.64,3177866.15)	3128257.33 (2247321.06,4231036.35)	4132904.13 (2939077.26,5539536.57)	5434755.22 (3990576.9,7288900.26)	5700705.22 (4113856.39,7620020.64)	5802619.87 (4107139.79,7852555)
El Salvador	164889.37 (117990.14,223665.16)	8332.93 (5977.54,11287.29)	12762.9 (8996.5,17273.11)	20135.17 (14460.83,26957.44)	23170.32 (16831.16,31485.16)	26911.81 (19572.89,36574.83)	33725.18 (23806.34,45559.02)	39851.06 (28344.89,54528.31)
Equatorial Guinea	3595.14 (2563.83,4895.09)	237.67 (166.7,321.15)	279.06 (191.93,387.05)	401.03 (283.03,539.74)	545.22 (391.09,749.15)	691.31 (504.13,936.54)	714.93 (510.53,973.02)	725.92 (516.42,988.44)
Eritrea	6537.34 (4642.17,8910.42)	397.83 (280.3,544.87)	475.87 (326.37,658.41)	713.2 (499.45,961.2)	978.67 (690.79,1357.03)	1215.96 (891.91,1624.52)	1292.1 (923.73,1749.17)	1463.71 (1029.63,2015.21)
Estonia	22868.87 (16374.11,30559.73)	712.67 (515.63,945.37)	739.62 (517,1003.34)	1330.03 (943.1,1771.71)	2697.38 (1890.47,3647.66)	4055.14 (2979.99,5401.74)	5474.94 (3877.66,7258.15)	7859.09 (5650.27,10531.76)
Eswatini	2142.24 (1522.85,2917.91)	118.4 (81.93,163.37)	148.74 (103.62,205.49)	239.86 (169.36,323.25)	334.64 (239.28,454.34)	406.45 (294.99,548.3)	421.04 (296.8,578.45)	473.12 (336.87,644.7)
Ethiopia	2741641.62 (1965470.72,3682921.27)	201014.51 (142588.05,271592.96)	239403.66 (167933.2,320193.22)	327071.77 (233095.09,440249.33)	408309.06 (290736.66,547044.71)	506689.76 (372989.16,683748.75)	531288.73 (383808.99,708785.37)	527864.13 (374319.57,711306.93)
Fiji	1406.71 (993.49,1929.5)	61.51 (43.17,83.78)	82.53 (57.27,114.27)	126.31 (87.39,174.88)	171.79 (121.03,237.74)	256.93 (185.45,348.02)	320.86 (230.77,438.76)	386.78 (268.41,532.05)
Finland	512068.66 (369314.96,686941.7)	17234.27 (14528.67,21159.74)	25212.31 (18028,32964.68)	46496.71 (33605.83,62935.72)	64785.2 (45496.66,87054.32)	91427.6 (66877.5,122423.56)	117067.4 (83215.89,156925.77)	149845.17 (107562.41,203477.92)

France	113902445.4 (82473501.89,15307 6467.2)	5908213.48 (4322956.86,768063 1.99)	6581747.31 (4727334.89,9073 961.48)	9033054.2 (6542262.78,12077 017.12)	13091073.32 (9306771.65,17815 520.07)	19145022.28 (14192871.06,2570 2561.88)	24728794.28 (17944602.67,32964 277.97)	35414540.52 (25436701.97,477 62496.71)
Gabon	6116.62 (4362.63,8325.06)	381.59 (271.59,517.32)	454.04 (317.35,624.95)	650.6 (466.31,879.34)	859.77 (607.91,1183.62)	1099.51 (790.49,1479.91)	1246.7 (890.35,1693.75)	1424.4 (1018.64,1946.17)
Gambia	2242.05 (1590.95,3056.47)	152.53 (110.25,208.08)	182.03 (126.16,255.33)	254.28 (179.65,349.51)	329.87 (233.32,446.63)	424.73 (308.19,567.32)	454.91 (321.7,616.73)	443.69 (311.69,612.86)
Georgia	64631.43 (46308.83,87526.76)	1935.64 (1386.02,2610.22)	2233.54 (1537.11,3056.39)	3843.81 (2687.01,5245.99)	7409.86 (5245.15,10090.83)	11739.54 (8537.34,15842.59)	15754.1 (11366.21,20916.92)	21714.94 (15549.99,29763.8 3)
Germany	247951795.1 (180268807.6,33072 7098.7)	9044945 (6572737.93,121744 80.05)	12977803.32 (9148474.37,1741 8117.55)	20718824.53 (15017745.98,2785 5792.87)	32195498.61 (22923477.9,42742 455.92)	44006718.34 (32821598.62,5791 5551.36)	56548561.64 (40934082.43,74773 061.07)	72459443.63 (52850690.32,978 47639.92)
Ghana	652299.23 (477633.41,865872. 39)	35864.62 (25396.45,48918.77)	44262.98 (31520.74,59636.9 6)	61094.28 (43895.57,81735.2 2)	85145.61 (61674.86,113280. 19)	126406.3 (94136.66,166055.8 9)	147966.18 (111056.03,192142. 08)	151559.27 (109953.1,204103. 27)
Greece	1209525.12 (868196.11,1635332 .66)	43450.11 (31038.3,59086.72)	53782.02 (38120.83,71815.1 7)	79485.82 (57234.81,106687. 91)	119953.22 (85046.12,163915. 4)	201729 (148313.57,268315. 99)	303025.84 (217919.93,411067. 29)	408099.12 (290522.55,55444 4.17)
Greenland	73.33 (52.65,99.15)	3.1 (2.24,4.15)	4.33 (3.01,5.98)	8.07 (5.81,10.79)	12.13 (8.57,16.35)	14.75 (10.79,19.47)	14.46 (10.42,19.78)	16.48 (11.8,22.64)
Grenada	29.66 (21.17,40.3)	1.44 (1.03,1.93)	2.12 (1.46,2.93)	3.13 (2.24,4.23)	3.71 (2.63,4.99)	4.49 (3.24,6.03)	5.84 (4.21,7.94)	8.94 (6.36,12.25)
Guam	71.1 (50.67,96.12)	2.81 (1.98,3.77)	3.92 (2.68,5.47)	6.1 (4.36,8.41)	7.76 (5.44,10.39)	11.22 (8.28,14.74)	15.11 (10.73,20.48)	24.19 (17.21,32.85)
Guatemala	782182.13 (561019.1,1053316. 8)	52738.71 (37915.62,70132.77)	71713.07 (51103.27,97363.0 2)	98379.52 (71345.96,131337. 69)	114942.8 (81712.24,155953. 51)	133670.11 (97432.62,178550.2)	152607.48 (109281.23,206663. 42)	158130.44 (112228.16,21331 6.21)
Guinea	66820.94 (47809.65,90210.96)	140.8 (99.23,192.29)	5086.82 (3566.27,6941)	7500.24 (5282.56,10155.35)	10183.4 (7214.56,13679.77)	12763.49 (9340.84,17026.9)	13424.3 (9569.94,18076.17)	13543.26 (9792.11,18443.17)

Guinea-Bissau	2319.6 (1635.66,3168.37)	4319.44 (3043.37,5888.59)	168.48 (116.1,232.8)	255.9 (180.54,349.41)	354.06 (246.87,487.77)	459.79 (331.01,613.42)	479.37 (337.83,657.06)	461.19 (324.07,635.61)
Guyana	1371.73 (975.34,1862.38)	75.21 (53.42,101.09)	109.38 (75.39,149.84)	160.37 (114.1,219.26)	172.02 (122.28,236.51)	213.19 (154.32,288.39)	285.39 (202.87,378.63)	356.17 (252.96,488.66)
Haiti	72882.17 (52026.58,99097.26)	4371.43 (3135.34,5826.28)	5275.33 (3684.72,7203.51)	7693.81 (5471.62,10567.05)	10744.44 (7648.49,14557.05)	13850.01 (10042.02,18574.97)	15024.71 (10729.87,20153.05)	15922.44 (11314.51,22215.3 4)
Honduras	211146.6 (150356.07,285633. 19)	13787.42 (9956.59,18901.43)	18802.08 (13327.5,25687.12)	27097.63 (19469.61,36334.9 9)	32418.03 (23045,43876.8)	36371.6 (26306.58,49051.22)	39893.22 (28229.47,53189.09)	42776.63 (30021.33,58592.5 3)
Hungary	1714053.59 (1244959.5,2272172 .6)	58345.6 (43172.14,76930.47)	64284.31 (45886.42,87923.6 9)	101239.64 (72386.82,135945. 58)	158632.91 (114809.14,213262 .11)	252927.14 (185700.05,327921. 89)	440348.63 (315500.54,583992. 15)	638275.36 (467504.39,84619 6.72)
Iceland	3097.77 (2233.23,4160.91)	154.37 (112.15,202.9)	193.01 (138.18,262.95)	303.33 (217.93,405.41)	387.7 (278.03,523.3)	512.47 (378.84,692.15)	666.19 (479.25,890.09)	880.69 (628.85,1184.11)
India	2052937677 (1469606168,27449 85906)	99298867.05 (70543957.6,132815 070.2)	126581836.1 (88645091.62,171 296774.5)	179302084.2 (127228035.8,2439 81938.8)	246098042.1 (174362158.7,3343 81029.2)	355911617.5 (259332870.3,4684 80165.4)	453208981.3 (323152885.4,60287 1057.7)	592536248.9 (426341168.6,791 159869.9)
Indonesia	122626691.6 (87866146.89,16480 3550.5)	4274917.66 (3052872.19,567493 2.81)	6438646.35 (4683532.57,8803 800.97)	10362949.17 (7471099.24,13883 828.13)	14829679.02 (10538182.46,2015 8489.98)	21472551.89 (15912498.93,2849 6154.1)	28583871.36 (20163833.08,38694 247.24)	36664076.15 (26044128.4,4909 2097.26)
Iran (Islamic Republic of)	46807393.78 (33849634.66,62170 643.98)	2140961.64 (1546849.6,2841743 .38)	2426492.13 (1762304.44,3314 437.67)	3976518.83 (2896767.29,53002 35.17)	7091177.71 (5076335.85,94381 44.55)	10367827.35 (7676038.96,13434 909.91)	10426215.65 (7411564.23,139056 26.6)	10378200.47 (7479774.28,1393 5546.69)
Iraq	3356978.88 (2408855.39,454161 1.1)	287731.55 (209185.84,382902. 42)	286195.99 (202062.46,38995 4)	378017.98 (270603.79,508742 .73)	479381.28 (338534.84,660280 .7)	547982.13 (407753.2,736773.8 5)	639082.7 (460624.46,868553. 69)	738587.24 (520090.82,99440 3.72)
Ireland	866536.81 (634330.55,1151686)	37451.73 (28010.69,49489.94)	44281.49 (31099.2,60203.31)	62976.99 (45594.66,84381.9)	96084.3 (70245.21,127970.	157120.48 (117112.34,207114.	208979.68 (151751,274156.75)	259642.14 (190517.43,34836

	.11)))		34)	13)		9.73)
Israel	1314649.8 (943443.2,1786017.86)	82127.9 (59923.84,109532.12)	90113.4 (63301.62,123969.67)	118773.61 (85236.62,160215.75)	156456.65 (111477.21,215009.94)	222409.92 (161947.81,300797.74)	279641.03 (201558.98,377887.18)	365127.3 (259997.11,498605.46)
Italy	69700176.71 (50151133.9,93419800.17)	2487754.22 (1798634.28,3295509.41)	3151231.89 (2263849.96,4304285.52)	4720698.54 (3402313.85,6303620.2)	6849098.03 (4932242.79,9169782.03)	10522895.76 (7719515.39,14061834.58)	16053727.2 (11458688.81,21373759.77)	25914771.06 (18575888.81,34911008.66)
Jamaica	20778.81 (14772.5,28250)	993.41 (711.55,1345.39)	1467.65 (1016.96,2013.52)	2292.97 (1630.59,3108.15)	2884.82 (2026,3926.02)	3717.96 (2700.73,4922.11)	4122.79 (2964.37,5652.84)	5299.21 (3722.3,7281.97)
Japan	536033214.4 (388800262.9,707318708.4)	18542689.51 (13512480.37,24259967.08)	25406592.7 (18087494.99,34269814.35)	37385843 (27616803.28,49441630.59)	53553138.63 (38272134.49,71069625.26)	85354207.4 (63615358.85,112314847.7)	122613853.9 (87919344.08,160695230.2)	193176889.3 (139776646.8,255267593.1)
Jordan	464174.23 (332556.37,624384.23)	41551.34 (29372.89,55758.7)	39720.95 (28159.22,54353.66)	49690.5 (35294.37,66513.97)	60791.91 (42430.35,81531.13)	81019.02 (58821.68,108251.68)	91110.44 (65942.03,120780.56)	100290.07 (72535.84,137194.52)
Kazakhstan	1646809.65 (1185085.82,2211992.99)	63476.12 (45127.84,86086.93)	63618.87 (44232.74,87930.52)	117731.62 (84500.51,158321.04)	215312.69 (154040.27,290044.56)	303038.02 (223326.26,402343.36)	379529.7 (271338.99,509949.98)	504102.64 (362519.21,677316.6)
Kenya	2284436.41 (1643810.84,3054762.87)	159573.39 (114440.82,212977.2)	189068.76 (136082.22,255776.51)	262094.18 (188777.04,353156.97)	340672.85 (243190.86,458331.15)	426336.35 (315564.42,560763.79)	436093.56 (310595.6,586262.08)	470597.33 (335159.86,627495.17)
Kiribati	12.53 (8.88,17.11)	0.63 (0.45,0.85)	0.84 (0.58,1.16)	1.3 (0.93,1.8)	1.7 (1.19,2.35)	2.27 (1.66,3.05)	2.73 (1.94,3.74)	3.05 (2.13,4.16)
Kuwait	387382.37 (276776.81,524231.28)	12051.95 (8661.01,16292.77)	15773.7 (11143.56,21771.64)	31671.71 (22396.88,42748.39)	60770.24 (43245.31,82665.6)	88424.15 (64018.42,117264.14)	89399.78 (64313.24,121767.68)	89290.83 (62998.4,121721.07)
Kyrgyzstan	74990.36 (53620.21,101851.14)	3724.46 (2637.22,4995.55)	4140.3 (2863.42,5674.8)	6672.85 (4769.28,8961.86)	10558.95 (7347.04,14374.79)	13411.24 (9699.34,18173.65)	15740.37 (11483.67,21291.77)	20742.19 (14820.23,28378.73)
Lao People's	32585.18	1506.98	2179.44	3483.95	4695.81	5967.21	6728.56	8023.23

Democratic Republic	(22938.58,44250.52)	(1062.54,2061.17)	(1485.18,2983.22)	(2422.34,4837.32)	(3270.19,6460.15)	(4316.81,8024.07)	(4781.94,8916.13)	(5599.57,10968.47)
Latvia	38447.73 (27709.85,51796.56)	1218.94 (885.37,1622.57)	1151.03 (815.17,1588.07)	2194.24 (1566.52,2910.78)	4391.74 (3110.45,5857.85)	6658.18 (4907.59,8861.57)	9002.48 (6523.2,12178.53)	13831.13 (9901.54,18777.18)
Lebanon	217937.46 (156860.55,294816.7)	10927.47 (7739.16,14672.75)	11141.14 (7849.25,15383.9)	22881.84 (16457.75,30666.35)	35499.45 (25305.98,48058.48)	42365.34 (31452.89,57142.87)	45168.84 (32554.21,60548.83)	49953.39 (35501.32,68343.53)
Lesotho	3951.99 (2798.04,5381.12)	238.6 (165.76,327.48)	293.87 (204.81,401.92)	440.85 (311.31,596.44)	574.74 (405.15,791.04)	701.85 (507.88,932.8)	798.07 (568.37,1084.5)	904 (634.76,1246.95)
Liberia	15777 (11257.27,21436.67)	941.78 (662.45,1293.08)	1085.43 (757.14,1497.61)	1545.3 (1100.2,2098.4)	2022.92 (1404.01,2741.54)	3083.71 (2247.57,4146.13)	3448.04 (2472.45,4705.55)	3649.82 (2613.44,4954.36)
Libya	286298.12 (204417.83,389474.87)	16785.44 (12038.07,22557.1)	18006.87 (12464.71,24726.8)	25563.68 (18190.83,34591.94)	36742.71 (25982.31,50753.96)	53788.71 (39879.17,72351.12)	63134.76 (45003.59,85039.61)	72275.95 (50859.15,99454.34)
Lithuania	102948.25 (73263.28,139089.91)	3163.22 (2322.26,4160)	3973.5 (2787.19,5455.4)	7006.97 (5025.81,9442.29)	11252.99 (8053.54,15186.92)	16343.99 (11884.64,21441.9)	23359.75 (16686.1,31031.91)	37847.83 (26503.75,52371.5)
Luxembourg	15340.68 (11160.95,20643.84)	581.8 (426.63,751.96)	783.69 (568.42,1058.11)	1346.29 (972.83,1811.97)	1987.36 (1439.09,2656.53)	2712.59 (1991.42,3710.82)	3434.51 (2509.57,4592.38)	4494.45 (3252.99,6062.08)
Madagascar	188946.83 (133350.53,257924.3)	13656.34 (9592.69,18738.73)	15435.78 (10743.75,21377.67)	21440.74 (15183.24,29146.27)	27674.23 (19436.57,37896.35)	33601.44 (24594.56,45387.43)	36057.89 (25531.07,48518.27)	41080.42 (28268.65,56859.58)
Malawi	142333.79 (100940.65,194142.73)	11983.14 (8363.73,16261.85)	12648.86 (8799.82,17537.78)	16093.82 (11428.21,21800.18)	21947.86 (15444.48,29973.16)	26544.39 (19230.43,36302.94)	26656.11 (19124.93,36089.54)	26459.62 (18549.04,36177.28)
Malaysia	3970848.18	154177.75	242029.58	400193.24	554489.39	747053.46	851677.9	1021226.87

	(2809349.96,541794 9.23)	(108509.37,209734. 76)	(166472.01,33640 6.22)	(280378.09,545409 .7)	(379845.11,759172 .83)	(541713.09,102803 8.09)	(608806.81,1165477 .01)	(723625.48,13737 10.62)
Maldives	1665.63 (1175.41,2269.8)	48.02 (33.23,66.12)	72.73 (51.36,100.49)	148.8 (103.91,200.21)	253.14 (177.21,354.55)	355.66 (256.45,469.24)	377.74 (267.18,508.31)	409.56 (286.06,570.88)
Mali	113526.01 (80218.08,154979.5 3)	8558.5 (5938.74,11519.81)	9707.63 (6644.68,13404.2)	13014.09 (9206.04,17725.64)	16194.06 (11214.41,22252.0 8)	20544.6 (14881.17,27494.41)	22647.18 (16310.6,31198.22)	22859.95 (16022.43,31385.1 8)
Malta	5123.8 (3701.15,6860.58)	183.04 (131.99,243.26)	249.41 (176.73,341.85)	420.6 (305.05,569.73)	645.69 (459.24,870.19)	896 (664.98,1195.48)	1173.29 (841.12,1546.81)	1555.77 (1122.04,2093.27)
Marshall Islands	5.66 (3.98,7.73)	0.29 (0.2,0.38)	0.37 (0.25,0.51)	0.51 (0.35,0.69)	0.69 (0.48,0.95)	1.02 (0.73,1.38)	1.29 (0.91,1.74)	1.5 (1.05,2.08)
Mauritania	11194.81 (7909.77,15217.39)	735.8 (527.9,1001.58)	841.8 (589.92,1171.76)	1185.53 (833.44,1588.3)	1535.12 (1074.46,2096.29)	2029.32 (1451.63,2706.15)	2342.97 (1659.2,3181.74)	2524.26 (1773.21,3471.57)
Mauritius	8422.98 (5946.93,11488.64)	270.43 (193.6,367.24)	407.75 (284.16,558.25)	696.92 (492.77,951.72)	928.37 (659.55,1247.46)	1353.49 (980.64,1815.64)	2135.82 (1515.8,2929.59)	2630.2 (1820.41,3618.74)
Mexico	100930029 (72432972.39,13555 2008.2)	4477787.85 (3226740.21,592431 7.06)	6573896.54 (4640683.59,9052 834.17)	10475103.6 (7516486.68,14087 805.66)	14036960.93 (9940173.61,18694 260.45)	18096053.55 (13323928.52,2398 3195.21)	21299891.83 (15304101.43,28576 094.33)	25970334.7 (18480858.35,352 33501.34)
Micronesia (Federated States of)	4.84 (3.45,6.59)	0.27 (0.2,0.37)	0.35 (0.24,0.48)	0.47 (0.33,0.65)	0.59 (0.41,0.81)	0.79 (0.57,1.06)	1 (0.72,1.36)	1.36 (0.98,1.85)
Monaco	19.51 (13.95,26.38)	0.75 (0.53,0.99)	0.94 (0.67,1.29)	1.37 (0.98,1.84)	2.01 (1.41,2.73)	3.07 (2.24,4.16)	4.72 (3.41,6.34)	6.65 (4.71,9.03)
Mongolia	37059.77 (26554.71,49936.51)	1398.03 (994.29,1887.65)	1599.37 (1117.41,2226.16)	2644.02 (1884.48,3523.43)	4886.78 (3483.85,6658.69)	6766.45 (4935.71,9000.58)	8528.93 (6088.95,11320.94)	11236.19 (8050.02,15319.06)
Montenegro	4721.17 (3417.3,6251.23)	207.5 (148.77,279.89)	233.25 (164.02,320.88)	317.93 (225.13,431.92)	488.65 (350.53,650.13)	814.87 (612.55,1072.82)	1121.47 (814.72,1460.58)	1537.5 (1101.57,2035.01)
Morocco	3358224.06 (2416574.8,4504677 .5)	222024.52 (159513.87,299918. 37)	234830.9 (163222.22,32264 3.85)	330661.17 (234965.73,439658 .08)	459855.14 (327455.27,619622 .82)	605629.79 (442929.59,804329. 08)	705485.96 (508361.79,945460. 59)	799736.58 (580126.32,10730 44.71)

Mozambique	359440.6 (255206.21,487779.05)	28821.91 (20460.05,38465.35)	32786 (22775.64,45177.88)	44163.59 (31357.43,59949.27)	51436.25 (35957.22,69569.4)	61880.36 (44898.23,82794.55)	65666.05 (46901.44,89762.61)	74686.44 (52856.2,102059.9)
Myanmar	2106147.41 (1492847.26,2876829.51)	88558.14 (62004.98,121346.72)	124618.24 (86714.83,172280.54)	187674.9 (130058.94,256565.09)	254376.88 (179755.49,357429.13)	361942.73 (266377.4,478868.42)	474502.72 (334081.49,655005.6)	614473.8 (433854.14,835334.02)
Namibia	17174.1 (12152.96,23449.31)	900.75 (637.31,1235.28)	1116.76 (788.72,1558.54)	1798.98 (1265.81,2438.71)	2474.03 (1730.08,3384.75)	3043.73 (2214.16,4118.77)	3486.02 (2497.61,4727.67)	4353.84 (3019.26,5985.6)
Nauru	0.42 (0.3,0.57)	0.02 (0.02,0.03)	0.03 (0.02,0.04)	0.04 (0.03,0.06)	0.06 (0.04,0.08)	0.08 (0.05,0.1)	0.09 (0.06,0.12)	0.1 (0.07,0.14)
Nepal	1096014.21 (791436.26,1464780.86)	58926.27 (41719.82,79957.57)	81759.37 (57730.15,111125.23)	116505.7 (82449.12,154321.9)	148942 (105165.42,203252.97)	189721.35 (140810.44,251340.54)	225994.36 (165842.76,301475.97)	274165.16 (197718.54,363306.68)
Netherlands	6385726.12 (4564839.08,8652185.97)	289599.96 (211123.65,381940.15)	380945.82 (270090.1,522852.11)	572022.27 (407714.12,769477.84)	767358.51 (546314.97,1036334.06)	1017518.3 (740835.92,1351874.78)	1338696.39 (959925.67,1794577.15)	2019584.86 (1428834.65,2795129.88)
New Zealand	974915.58 (716664.1,1280021.21)	38539.95 (27798.4,50876.65)	62576.91 (45044.84,82605.7)	101822.12 (74233.02,133332.93)	137070.15 (100372.41,182810.16)	167166.12 (124545.25,217516.07)	197943.62 (145551.53,260538.8)	269796.72 (199118.65,352340.9)
Nicaragua	112875.34 (80905.11,152946.7)	6151.08 (4417.31,8301.21)	8487.96 (5985.95,11694.01)	13324.88 (9573.51,17931.97)	17375.99 (12452.32,23484.28)	20603.06 (15136.47,27596.89)	22509.89 (16025.47,30458.28)	24422.47 (17314.09,33480.06)
Niger	104371.99 (74335.23,142493.02)	9009.61 (6376.04,12161.56)	9493.97 (6645.47,13244.73)	12057.65 (8555.83,16551.94)	13649 (9568.29,18976.42)	17638.21 (12844.8,23635.88)	20705.07 (15051.09,28025.19)	21818.48 (15293.69,29897.3)
Nigeria	28015372.24 (20051784.25,37524885.77)	1993868.65 (1424126.97,2694496.2)	2258739.01 (1606588.91,3076191.39)	3047625.11 (2165102.88,4122991.74)	3786286.93 (2692153.82,5071000.43)	4939434.68 (3642859.07,6509652.91)	5615186.15 (4001437.66,7473246.63)	6374231.71 (4519514.93,8577306.46)
Niue	0.01 (0.01,0.01)	0 (0,0)	0 (0,0)	0 (0,0)	0 (0,0)	0 (0,0)	0 (0,0)	0 (0,0)

North Macedonia	35942.58 (25847.03,48374.36)	1220.63 (873.13,1642.5)	1562.09 (1108.27,2159.2)	2535.72 (1811.83,3365.59)	4123.01 (2944.91,5545.46)	6411.26 (4641.6,8517.03)	8642.88 (6237.86,11541.45)	11446.99 (8229.43,15603.13)
Northern Mariana Islands	4.36 (3.06,5.98)	0.15 (0.11,0.21)	0.2 (0.14,0.28)	0.26 (0.18,0.35)	0.4 (0.28,0.56)	0.67 (0.49,0.89)	0.69 (0.49,0.94)	1.99 (1.38,2.75)
Norway	898036.99 (648913.32,1199928.04)	37294.35 (26767.07,49981.9)	50080.41 (36041.09,67573.75)	78781.66 (56562.36,104866.28)	113351.49 (81240.86,151078.73)	149673.04 (110167.83,201533.57)	190107.72 (136991.252357.16)	278748.32 (201143.11,372536.64)
Oman	103711.14 (74064.79,139887.39)	5590.11 (3946.1,7524.29)	5947.34 (4214.49,8135.94)	11003.15 (7812.28,14697.49)	18061.52 (12867.06,23945.31)	22148.32 (16169.82,29903.72)	22195.93 (15893.1,29976.41)	18764.77 (13161.93,25704.23)
Pakistan	38332521.03 (26375357.73,52852922.39)	2027187.66 (1392990.98,2796701.5)	2756954.07 (1851930.41,3883806)	4115858.56 (2824288.58,5740656.84)	5250782.97 (3486360.5,7265378.8)	6810830.24 (4815855.6,9301386.85)	8023001.93 (5602544.88,11043775.29)	9347905.6 (6401386.78,12821217.11)
Palau	1.98 (1.42,2.67)	0.06 (0.05,0.09)	0.08 (0.05,0.11)	0.11 (0.08,0.14)	0.16 (0.11,0.22)	0.29 (0.21,0.38)	0.49 (0.35,0.65)	0.8 (0.57,1.08)
Palestine	20845.45 (14916.32,28217.65)	1989.93 (1418.59,2678.21)	1996.3 (1433.25,2705.82)	2648.1 (1890.1,3554.66)	3065.78 (2191.6,4209.55)	3408.44 (2473.33,4550.16)	3704.66 (2634.26,5020.8)	4032.24 (2875.2,5498.45)
Panama	196918.52 (140898.88,267389.02)	10067 (7113.85,13572.47)	14523.27 (10205.88,19685.09)	21307.03 (15221.07,28806.23)	27156.62 (19646.88,37256.29)	34177.37 (24814.23,45562.75)	40220.58 (28499.86,54674.46)	49466.67 (35397.1,67831.74)
Papua New Guinea	34010.13 (24224.06,46020.7)	1703.74 (1200.53,2290.96)	2417.05 (1665.06,3312.76)	3599.9 (2530.14,4911.91)	4624 (3304.56,6242.95)	6036.66 (4416.74,8051.98)	7173.69 (5117.39,9710.26)	8455.09 (5989.64,11499.89)
Paraguay	232118.84 (166278.64,314874.6)	14495.17 (10367.47,19888.82)	17950.93 (12869.03,24649.5)	25241.56 (18082.96,33810.77)	33397.45 (23452.54,45385.31)	42481.44 (31029.4,57556.23)	46574.29 (33640.48,62695.11)	51978 (36836.75,70888.86)
Peru	2727824.16 (1918043.58,373324)	129863.23 (91702.53,172912.4)	180725.79 (125571.07,24354)	282602.71 (198883.9,382492.)	375685.54 (263598.53,517978)	489938.71 (349605.18,655443.)	579329.73 (407311.25,799374.)	689678.45 (481371.12,96150)

	8.74)	6)	0.99)	44)	.7)	14)	33)	6.67)
Philippines	17531670.85 (12546330.34,23500 675.29)	823288.56 (590523.5,1099317. 39)	1166168.87 (830462.76,15735 72.28)	1787246.2 (1285395.62,24168 45.61)	2309147.97 (1645672.04,31126 94.87)	3018303.83 (2210827.64,39638 79.46)	3834525.52 (2724608.29,515417 1.65)	4592989.9 (3258840.5,61801 94.04)
Poland	25580393.34 (18630322.32,33544 997.85)	737023.66 (534683.8,967561.0 2)	962351.77 (700218.16,13010 34.49)	1614014.61 (1181110.35,21197 13.9)	2763919.8 (1978711.64,36423 80.14)	4899385.34 (3616803.34,63343 83.56)	6461101.55 (4671677.06,846295 1.32)	8142596.62 (5947117.96,1071 6973.42)
Portugal	2043179.9 (1484533.67,273744 6.1)	77048.97 (57211.6,101228.62)	96379.06 (68072.76,130091. 44)	133801.13 (94225.96,181165. 15)	190805.98 (138525.56,260040 .76)	318910.68 (234734.31,421519. 76)	501176.44 (361676.48,670162. 68)	725057.63 (530087.01,97323 7.7)
Puerto Rico	51701.62 (36643.05,70847.55)	2047.54 (1463.9,2742.4)	2795.88 (1932.22,3843.78)	4181.08 (2975.59,5801.43)	5923.55 (4175.13,8119.93)	8311.21 (6069.65,11106.67)	12042.39 (8463.8,16498.43)	16399.97 (11562.76,22734.9 1)
Qatar	89343.1 (63791.33,120410.4 3)	3187.38 (2319.08,4290.87)	3421.14 (2391.15,4672.65)	8978.63 (6415.62,12190.06)	17312.66 (12260.11,23174.3 6)	20746.7 (15128.7,27778.61)	19690.37 (14050.44,26519.53)	16006.22 (11226.23,21784.3 6)
Republic of Korea	55311055.17 (39647752.16,74841 554.43)	1557421.58 (1133560.64,207070 7.82)	2737879.04 (1946873.91,3714 397.19)	4591095.49 (3262092.32,62596 31.03)	5871802.08 (4150756.87,80212 39.5)	8985974.98 (6520346.31,11845 028.47)	13121825.87 (9427114.17,175937 18.77)	18445056.13 (13207007.95,253 36831.66)
Republic of Moldova	57717.12 (41663.79,77360.32)	1502.34 (1079.61,2034.64)	1737.03 (1212.65,2379.49)	3443.4 (2479.81,4632)	6975.97 (4953.75,9454.6)	11262.96 (8216.47,15025.57)	14106.71 (10369.13,18865.82)	18688.71 (13352.37,24968.2)
Romania	4865337.76 (3523559.56,645638 5.58)	196322.85 (143060.4,261586.6 1)	198102.48 (138798.77,27505 7.7)	256645.18 (183004.62,344800 .95)	489316.91 (348432.32,658553 .74)	745861.64 (557488.98,992908)	1228560.61 (890190.08,1612622 .73)	1750528.09 (1262584.4,23108 55.84)
Russian Federation	197339869.8 (143081631.1,26177 4978.3)	6111006.94 (4399195.75,808752 1.1)	6187145.05 (4418720.51,8406 348.88)	9804463 (7051805.1,131404 54.73)	21732139.93 (15647497.4,29119 560.27)	37775736.77 (27986649.45,4939 7345.85)	49842681.92 (35615723.91,65834 337.47)	65886696.17 (47962039.02,877 89409.97)
Rwanda	101089.36	6665.89	7652.82	10590.49	15225.36	19870.68	20115.08	20969.04

	(71800.93,137259.34)	(4725.14,8877.02)	(5297.28,10560.54)	(7443.14,14257.17)	(10697.55,20680.7)	(14506.57,26424.27)	(14210.04,27558.85)	(14921.22,28900.79)
Saint Kitts and Nevis	17.48 (12.47,23.71)	0.71 (0.5,0.93)	0.98 (0.69,1.36)	1.52 (1.07,2.1)	2.22 (1.55,3.04)	3.07 (2.21,4.06)	3.83 (2.76,5.13)	5.15 (3.69,7.08)
Saint Lucia	90.69 (64.48,123.03)	3.47 (2.45,4.76)	4.92 (3.38,6.79)	7.99 (5.71,10.78)	10.62 (7.46,14.69)	15.41 (10.97,20.8)	20.23 (14.6,27.08)	28.05 (19.9,38.14)
Saint Vincent and the Grenadines	27.57 (19.63,37.74)	1.29 (0.91,1.74)	1.68 (1.17,2.31)	2.46 (1.73,3.42)	3.21 (2.26,4.47)	4.71 (3.45,6.36)	6.24 (4.47,8.55)	7.97 (5.64,10.89)
Samoa	44.05 (31.15,60.03)	2.69 (1.89,3.63)	3.22 (2.19,4.48)	4.49 (3.19,6.06)	5.92 (4.15,7.81)	7.39 (5.4,9.96)	8.75 (6.23,12.02)	11.6 (8.1,16.08)
San Marino	21.19 (15.12,28.9)	0.82 (0.58,1.11)	1.04 (0.74,1.4)	1.47 (1.05,2)	1.97 (1.38,2.62)	3.03 (2.2,4.13)	4.88 (3.49,6.66)	7.99 (5.68,10.98)
Sao Tome and Principe	34.85 (24.8,47.56)	2.04 (1.43,2.79)	2.32 (1.62,3.28)	3.29 (2.3,4.47)	4.69 (3.31,6.5)	6.55 (4.72,8.73)	7.67 (5.5,10.46)	8.3 (5.92,11.33)
Saudi Arabia	21936737.76 (15607814.01,29647862.67)	986386.76 (696400.16,1327329.38)	1279539.56 (891262.97,174810.64)	2157993.66 (1544753.68,2920487.55)	3401162.9 (2414719.5,4607610.06)	4594524.01 (3331316.55,6122981.62)	4805303.8 (3427128.53,6531778.22)	4711827.06 (3302232.62,6389565.2)
Senegal	105648.11 (74813.79,143987.74)	6485.12 (4574.39,8875.83)	7747.79 (5327.38,10648.04)	11292.59 (7870.73,15285.84)	15097.2 (10659.59,20943.07)	19495.42 (14183.3,26476.58)	21809.92 (15413.84,29429.32)	23720.06 (16784.56,32329.05)
Serbia	713627.9 (513799.16,957666.82)	30863.96 (21964.4,41492.78)	32936.1 (23554.26,44621.39)	48436.96 (35173.45,65038.1)	76118.92 (54371.34,101417.44)	122342.24 (89070.18,164289.93)	171423.97 (123249.47,231562.37)	231505.76 (166416.07,309244.82)
Seychelles	57.84 (40.78,78.72)	1.87 (1.31,2.58)	2.59 (1.78,3.54)	4.43 (3.06,6.06)	6.48 (4.47,8.98)	9.67 (7.01,12.94)	13.6 (9.63,18.44)	19.2 (13.51,26.18)
Sierra Leone	56529.77 (40201.55,76971.01)	3727.75 (2633.02,5114.5)	4651.23 (3232.27,6443.15)	6561.5 (4638.89,8922.13)	8453.15 (5856.73,11470.85)	10246.67 (7466.18,13729.92)	11612.09 (8359.09,15645.39)	11277.38 (8015.37,15645.08)
Singapore	1131763.17 (814635.63,1532819.3)	24498.83 (17617.57,32712.64)	39007.51 (27519.68,53140.38)	91264.46 (65534.63,125539.1)	151540.93 (107217.97,204363.81)	214781.07 (154972.36,288927.01)	317498.64 (228231.48,427550.34)	293171.73 (213541.93,400586.02)

Slovakia	566734.88 (407558.26,755493.14)	18572.67 (13672.52,24630.34)	21351.55 (15182.45,29237.32)	34812.58 (24797.82,46753.37)	60660.62 (42952.94,80392.52)	99426.16 (72413.54,130898.86)	142076.46 (101836.89,192068.24)	189834.84 (136702.11,251512.49)
Slovenia	87272.52 (63306.9,116574.32)	2745.06 (1971.98,3660.96)	3205.88 (2283.58,4425.52)	4911.99 (3507.79,6624.27)	8869.17 (6367.85,12078.51)	15027.12 (11184.31,19605.41)	22281.27 (16107.58,29615.02)	30232.05 (21883.81,40564.62)
Solomon Islands	183.76 (131.06,249.55)	10.36 (7.41,13.93)	13.19 (9.45,18.25)	18.06 (12.91,24.62)	23.32 (16.55,31.26)	31.73 (22.82,42.88)	39.39 (27.65,53.56)	47.71 (34.27,65.05)
Somalia	29973.91 (21405.46,40634.17)	2368.4 (1682.84,3253)	2558.73 (1775.75,3491.98)	3285.42 (2344.02,4400.65)	3963.19 (2839.06,5391.8)	5362.46 (3923.36,7258.19)	6323.7 (4508.37,8570.69)	6112.02 (4332.07,8267.86)
South Africa	12688968.83 (9070179.85,17060875.65)	485716.94 (348919.43,653895.76)	635877.14 (451087.64,877580.04)	1170805.9 (832206.39,1569063.91)	1812392.01 (1281612.93,2416490.32)	2436984.75 (1770533.85,3241861.34)	2693282.23 (1936793.88,3632695.73)	3453909.86 (2449025.73,4669288.55)
South Sudan	28208.67 (20001.99,38604.74)	2163.72 (1516.31,2921.34)	2182.7 (1514.87,2996.16)	2311.16 (1650.33,3161.01)	3794.75 (2688.03,5145.52)	5296.26 (3859.19,7212.44)	5941.24 (4195.73,8216.07)	6518.84 (4577.54,8952.18)
Spain	36236643 (25766828.63,50009937.58)	1385497.37 (984165.86,1850427.72)	1513705.84 (1050967.52,2048676.95)	2265951.86 (1643789.05,3116674.24)	3342919.78 (2353889.33,4637837.99)	5629924.72 (4019403.57,7732343.42)	9204027.06 (6586377.65,1262210.08)	12894616.38 (9128235.66,18001867.18)
Sri Lanka	837772.89 (589282.07,1136998.61)	31034.17 (22130.44,41717.05)	41173.02 (28662.77,57387.36)	67659.45 (47588.08,91798.26)	95020.96 (66758.41,130610.75)	147639.51 (106467.81,194356.12)	202289.44 (141210.09,273490.3)	252956.35 (176464.46,347638.77)
Sudan	1872040.43 (1347772.88,2525064)	180107.37 (131691.91,243417.5)	173442.63 (125130.3,236250.41)	221710.71 (157489.13,304072.11)	277704.47 (201440.61,366624.59)	338078.07 (247718.11,454314.98)	345422.33 (246775.95,464435.42)	335574.86 (237526.88,455948.99)
Suriname	1549.05 (1105.32,2104.36)	74.98 (53.3,101.52)	98.07 (67.66,134.09)	138.89 (97.37,189.92)	197.05 (140.96,271.09)	270.48 (196.87,360.71)	327.28 (235.75,442.19)	442.29 (313.42,604.84)
Sweden	2106491.39	92219.36	104828.38	182159.55	276474.28	350888.32	450677.61	649243.89

	(1457570.02,294475 7.72)	(62425.66,128372.2 9)	(70571.45,148278. 95)	(126700.72,250929 .24)	(188648.36,384436 .76)	(248454.66,482847. 54)	(311389.82,638456. 72)	(449379.35,91143 6.22)
Switzerland	3241493.63 (2318229.08,438342 0.85)	115035.97 (83631.91,149453.7)	157813.28 (110313.25,21578 6.88)	272917.4 (196395.18,370655 .07)	409908.69 (289844.76,563445 .5)	575571.93 (424115.93,769016. 83)	734227.18 (526105.18,992999. 24)	976019.18 (687822.87,13220 63.64)
Syrian Arab Republic	1029690.48 (738814.71,1388228 .49)	100097.32 (71170.47,135682.4 9)	90803.58 (62842.58,124955. 45)	53748.35 (38368.73,72696.5 6)	85941.69 (61593.92,118207. 04)	191472.54 (141323.56,254429. 98)	231060.66 (166905.37,307705. 58)	276566.34 (196610.08,37455 1.38)
Taiwan (Province of China)	6528001.1 (6065520.42,699225 7.58)	122016.46 (112123.84,131164. 26)	258678.67 (241476.05,27663 3.75)	492788.55 (454874.89,526246 .87)	669588.19 (619390.48,714591 .34)	1122086.27 (1054120.97,12011 90.74)	1679466.32 (1544779.87,179610 9.78)	2183376.63 (2038754.33,2346 320.85)
Tajikistan	100616.63 (72262.5,136534.16)	5552.97 (4030.99,7476.19)	6271.66 (4423.79,8658.34)	9341.34 (6710.64,12591)	14749.31 (10529.64,20128.9 8)	18680.08 (13553.68,25086.46)	20411.79 (14829.18,27363.88)	25609.48 (18184.59,35229.2 9)
Thailand	12128465.92 (8629275.98,165568 28.82)	298054.51 (208996.9,405248.4 2)	478180.27 (334144.77,66020 5.9)	819986.8 (571407.85,110838 5.23)	1132075.25 (801884.52,152243 3.26)	1979789.04 (1426099.62,26757 80.17)	2961188.38 (2123856.46,405658 2.28)	4459191.68 (3162885.86,6128 193.56)
Timor-Leste	854.7 (602.43,1172.82)	59.35 (41.98,81.43)	77.23 (53.34,106.95)	101.03 (69.58,139.42)	114.45 (80.09,155.66)	132.03 (97.32,180.82)	160.96 (114.23,219.1)	209.65 (145.9,289.44)
Togo	22439.47 (15817.58,30558.74)	1171.84 (825.77,1593.72)	1409.59 (980.03,1951.48)	2140.32 (1496.02,2897.51)	3167.01 (2245.04,4364.85)	4384.15 (3149.04,5891.33)	4898.48 (3467.92,6625.48)	5268.06 (3653.77,7234.37)
Tokelau	0.02 (0.01,0.02)	0 (0,0)	0 (0,0)	0 (0,0)	0 (0,0)	0 (0,0)	0 (0,0.01)	0.01 (0,0.01)
Tonga	10.05 (7.16,13.72)	0.57 (0.4,0.77)	0.7 (0.49,0.97)	0.94 (0.66,1.28)	1.2 (0.87,1.64)	1.72 (1.25,2.32)	2.15 (1.53,2.88)	2.77 (1.96,3.84)
Trinidad and Tobago	12649.69 (8978.63,17254.6)	489.52 (348,657.85)	601.7 (421.05,828.13)	989.15 (696.56,1344.87)	1635.05 (1143.62,2243.36)	2564.91 (1854.61,3477.07)	2907.85 (2067.14,4007.88)	3461.51 (2447.65,4695.45)
Tunisia	673436.7 (483199.55,907437. 39)	34151.35 (24548.82,45674.76)	36631.94 (26158.64,50090.1 2)	57959.65 (41519.31,78605.0 6)	90584.49 (64286.25,123226. 61)	130635.87 (96627.4,172341.28)	155091.36 (111825.02,207929. 89)	168382.03 (118234.12,22956 9.67)

Turkmenistan	135197.91 (96860.94,183561.81)	2411493.14 (1752185.33,3198899.31)	7477.69 (5224.71,10340.09)	11056.77 (7902.98,15054.33)	16743.92 (11762.46,23127.46)	23404.53 (17289.27,31325.71)	29802.26 (21538.13,39766.16)	39718.16 (28114.74,54559.17)
Tuvalu	0.37 (0.26,0.5)	6994.57 (5028.65,9388.88)	0.03 (0.02,0.04)	0.04 (0.03,0.05)	0.05 (0.03,0.06)	0.06 (0.05,0.08)	0.08 (0.05,0.1)	0.1 (0.07,0.14)
Türkiye	43098602.75 (30861575.43,58527818.12)	0.02 (0.01,0.03)	2794464.58 (2004436.78,3778789.98)	3859820.58 (2780031.51,5249732.92)	5406232.24 (3833285.5,7341790.44)	7642718.38 (5576791.56,10167920.09)	9759414.23 (6931315.26,13227041.22)	11224459.6 (7983529.48,15563644.16)
Uganda	759999.16 (538576.23,1035166.43)	63654.84 (44161.43,87606.26)	69631.64 (47937.21,96998.73)	94070.49 (67163.33,127844.35)	117701.87 (83047.01,160997.83)	132445.28 (97649.56,177543.33)	134792.08 (95601.3,182541.54)	147702.97 (103016.38,201634.38)
Ukraine	12601461.57 (9087748.65,16817954.2)	342179.68 (243830.47,461097.91)	377093.91 (269183.95,508510.65)	699869.68 (504587.64,947413)	1388864.64 (993068.68,1891873.59)	2440046.73 (1802156.45,3177433.67)	3114909.84 (2242584.9,4134477.48)	4238497.09 (3032336.56,5697147.91)
United Arab Emirates	1069406.97 (764269.6,1447078.5)	36818.34 (25988.65,49005.71)	38009.34 (26330.2,52416.14)	42323.78 (30201.02,56745.07)	87213.78 (61992.99,119667.56)	298183.13 (218944.85,400925.36)	334177.16 (237950.17,447786.81)	232681.44 (162861.73,320531.83)
United Kingdom	121616939.8 (87834731.08,161699853.4)	4969122.11 (3603307.49,6568757.83)	6823046.69 (4877759.47,9173246.99)	10872024.07 (7904186.92,14535310.66)	15697840.27 (11240659.45,2091844.73)	21187176.56 (15602651.83,27970064.7)	26169834.27 (18799424.27,34745924.55)	35897895.79 (25806741.65,47794703.96)
United Republic of Tanzania	1186137.86 (842824.27,1615596.37)	84280.65 (58220.69,116496.06)	96188.24 (67241.11,131953.1)	135119.96 (96069.79,182623.44)	173627.53 (121416.13,239011.41)	211785.25 (153590.35,288720.51)	228694.59 (162403.38,304674.04)	256441.63 (183882.81,352117.82)
United States of America	7163886426 (5881237600,8645956876)	297487897.7 (241256145.1,362431069.6)	383660730.6 (313501136.4,466903647.4)	657391459.3 (537998196.2,794161465.8)	1003067272 (821587160.6,1218495940)	1320361544 (1092066299,1574320551)	1568167829 (1296701180,1881478647)	1933749693 (1578127482,2348165555)
United States Virgin Islands	19.91 (14.07,27.13)	0.78 (0.55,1.06)	0.89 (0.61,1.22)	1.51 (1.07,2.05)	2.21 (1.54,3)	3.31 (2.4,4.46)	4.55 (3.26,6.14)	6.66 (4.64,9.21)
Uruguay	157097.85	6790.35	9630.72	14210.81	19073.66	27526.65	35780.42	44085.24

	(113239.91,209347.36)	(4855.22,8956.04)	(6862.68,13111.27)	(10080.81,18931.37)	(13859.04,25572.27)	(20431.32,36132.68)	(25693,47163.04)	(31457.84,59480.7)
Uzbekistan	2137953.69 (1528246.19,2891691.68)	89284.25 (63447.87,122881.12)	103780.81 (71932.74,143200.42)	174442.73 (123954.74,233122.52)	284535.19 (198574,390006.08)	400432.06 (297036.61,535747.46)	479573.15 (343205.47,640107.55)	605905.5 (430094.77,826626.53)
Vanuatu	37.61 (26.74,51.07)	2.08 (1.47,2.8)	2.84 (1.99,3.93)	4.02 (2.84,5.42)	4.91 (3.44,6.76)	6.44 (4.69,8.64)	7.76 (5.52,10.58)	9.57 (6.8,12.94)
Venezuela (Bolivarian Republic of)	729353.27 (520868.61,990245.05)	33762.52 (24321.27,44758.98)	35988.37 (24909.16,49240.92)	62706.57 (44289.48,84665.22)	104522.31 (73170.14,144226.82)	134047.26 (96814.13,178977.44)	167408.24 (121826.41,224090.41)	190918 (135538,264285.26)
Viet Nam	17992692.85 (12684362.24,24466189.98)	532058.84 (368827.97,730249.23)	740197.27 (507763.04,1020644.74)	1493483.97 (1043495.3,2038653.33)	2430372.06 (1677399.2,3316873.7)	3402710.21 (2467790.03,4526694.51)	4116661.06 (2901995.97,5673777.84)	5277209.45 (3717090.75,7159296.63)
Yemen	486998.91 (349014.73,658577.79)	49419.9 (35431.82,66246.24)	43023.05 (29833.8,59138.26)	54342.29 (38561.74,73122.12)	74559.31 (52823.29,100614.05)	91769.89 (67546.55,123541.94)	90776.61 (65149.42,121283.85)	83107.85 (59668.1,114631.33)
Zambia	227359.01 (161693.33,309587.54)	16948.14 (11984.3,23150.36)	19559.43 (13747.29,26529.74)	27866.25 (19803.37,37976.42)	35713.23 (25478.66,49087.2)	41706.19 (30286.34,55845.79)	42098.86 (29738.24,56951.41)	43466.91 (30655.14,60046.62)
Zimbabwe	160784.67 (114700.49,219279.19)	10056.17 (7150.88,13649.3)	11710.99 (8094.23,15904.1)	16586.04 (11722.49,22325.8)	22404.07 (15758.06,31078.44)	29565.78 (21686.34,40018.24)	33099.34 (23827.13,45333.78)	37362.27 (26461.36,50969.53)