

Fig S1: Distribution of total transcript counts (nCount_RNA) across control and ureteral stricture tissues in scRNA-seq

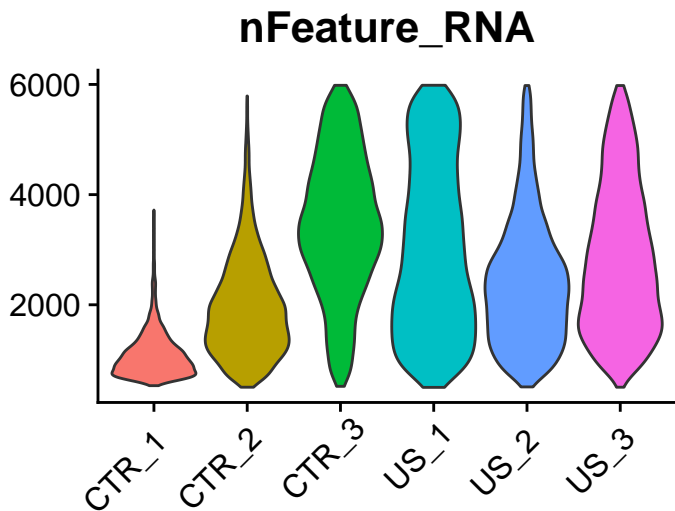


Fig S2: Distribution of detected gene features (nFeature_RNA) in control and ureteral stricture tissues

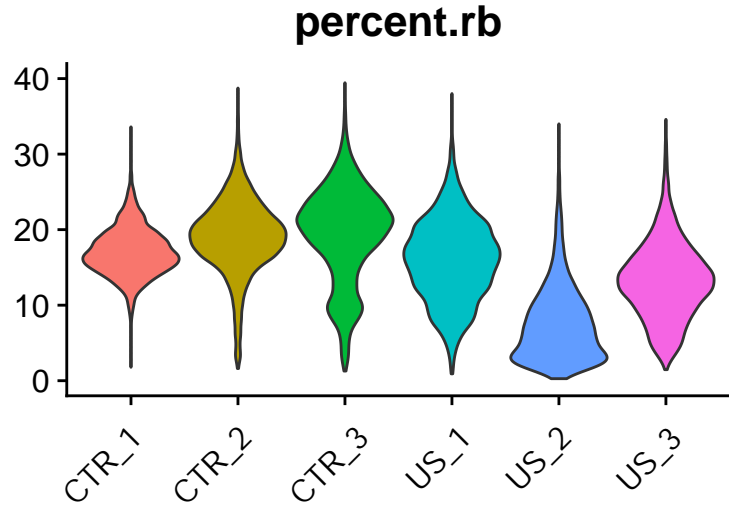
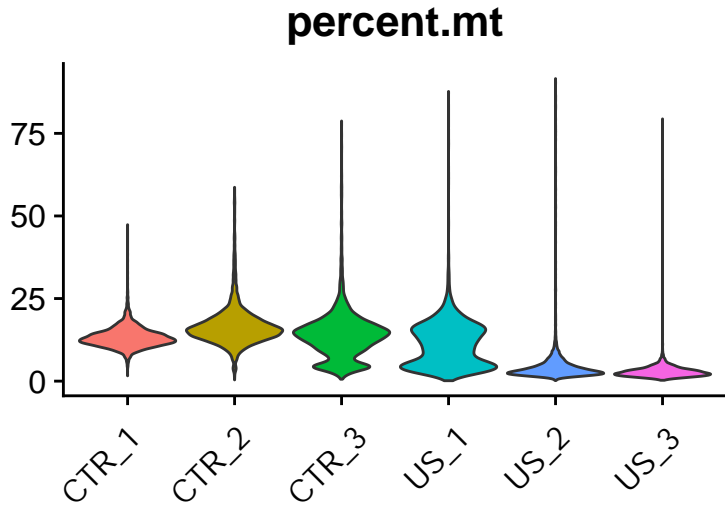


Fig S3: IDistribution of mitochondrial and ribosomal gene expression

percentages in control and stricture ureter samples

Supplementary Table S1: Reorganized Gene Marker Table

Cell Type	Gene Marker	Reference
Epithelial cell	KRT18	[PMID]24056875
Basal cell	KRT5	[PMID]24056875
Intermediate cell, basal cell	KRT13	[PMID]24056875
Basal cell	KRT17	[PMID]24056875
Basal cell	MT1E	[PMID]16600086
Epithelial cell	UPK1A	[PMID]24056875
Basal cell	S100A8	[PMID]31345374
Umbrella cell	UPK2	[PMID]24056875
Umbrella cell	UPK3A	[PMID]24056875
intermediate cell	FABP5	[PMID]32311026
Fibroblast	COL1A1	[PMID]28893418
Fibroblast	COL3A1	[PMID]35649411
Fibroblast	NRG1	[PMID]36706185
Fibroblast	α -SMA	[PMID]27825850
Myofibroblasts	TGFBI	[PMID]37406975
Fibroblast	POSTN	[PMID]38370408
Fibroblast	IGFBP2	[PMID]26559475
Fibroblast	CXCL12	[PMID]38393304
endothelial cell	GJA5	[PMID]29104646
endothelial cell	ACKR1	[PMID]35664061
endothelial cell	HEY1	[PMID]38166414
Macrophage	CD86	[PMID]24157331
Macrophage	CD68	[PMID]31131759
Macrophage	CD163	[PMID]32397365
Macrophage	APOE	[PMID]34019793
Macrophage	MMP19	[PMID]36158683
Macrophage	CD11b	[PMID]34630381
T cell	CD3D	[PMID]27494091
T cell	CD3E	[PMID]36389741

Supplementary Table S2: Detailed list of antibodies:

Antibody	Company	Account number
Pan-CK	Shanghai Huilan Biological Technology Co., Ltd	HL06815
Vimentin	Shanghai Huilan Biological Technology Co., Ltd	ABB5134
CD31	Shanghai Huilan Biological Technology Co., Ltd	HL18207
CD68	Shanghai Huilan Biological Technology Co., Ltd	HL18057
CD163	Shanghai Huilan Biological Technology Co., Ltd	ABB00024
CD3	Shanghai Huilan Biological Technology Co., Ltd	ABB00013
CD86	Signalway Antibody	C48763
NRG1	Signalway Antibody	C43946
CXCL1	Signalway Antibody	C43679
α -SMA	Signalway Antibody	C41550
S100A8	ZEN-BIOSCIENCE	R30007
MMP19	ZEN-BIOSCIENCE	860629