

Dietary Vitamin B12 Intake Affects the Association Between Urinary Incontinence and Depression in Women: A Cross-Sectional Study of NHANES 2007-2018

Fang An, Shiyan Wang, Lei Gao, Xiuli Sun, Jianliu Wang

Department of Obstetrics and Gynecology, Peking University People's Hospital, Beijing, 100044, People's Republic of China

Correspondence: Fang An, Department of Obstetrics and Gynecology, Peking University People's Hospital, Beijing, 100044, People's Republic of China, Tel +86-13810267628, Email anfang_bjmu@hotmail.com

Purpose: The purpose of this study is to examine the protective role of dietary vitamin B12 against depression, particularly as its prevalence is notably high among women experiencing urinary incontinence (UI). Nevertheless, the relationship between vitamin B12 intake, UI, and depression requires further clarification. This research aims to explore this association specifically among women.

Methods: This cross-sectional study analyzed data from 14,154 women sourced from the National Health and Nutrition Examination Survey (NHANES) conducted between 2007 and 2018. Depression was measured using the Personal Health Questionnaire (PHQ-9). Vitamin B12 intake was assessed through 24-h dietary recall interviews. Weighted univariate and multivariate logistic regression models assessed the relationships between UI, vitamin B12 intake, and depression in women, with additional analyses conducted across different age, body mass index (BMI), and vaginal delivery groups. Results are presented as odds ratios (ORs) with 95% confidence intervals (CIs).

Results: The study included 14,154 women, averaging 48.18 ± 0.27 years in age, of whom 1609 (11.37%) exhibited depressive symptoms. Women with stress UI (OR=1.55, 95% CI: 1.26–1.91), urgency UI (OR=1.92, 95% CI: 1.52–2.44), and mixed UI (OR=2.60, 95% CI: 2.13–3.19) showed significantly greater odds of depression compared to those without UI. Vitamin B12 intake of ≥ 2.4 mcg/day was associated with lower odds of depression (OR=0.95, 95% CI: 0.080–1.14). In patients with UI, the odds of depression gradually decreased with a vitamin B12 intake of ≥ 2.4 mcg/day. A moderating role of vitamin B12 intake was observed among women with UI aged ≤ 64 years, with BMI ≥ 25 kg/m², and those with or without vaginal deliveries.

Conclusion: UI is linked to elevated depression odds, while vitamin B12 intake appears to moderate this relationship. It is essential for healthcare providers to prioritize early depression assessments in women with UI and to offer timely interventions to enhance their quality of life.

Keywords: urinary incontinence, depression, vitamin B12 intake, NHANES

Background

Urinary incontinence (UI), denoting the involuntary or unintentional loss of urine, occurs in both genders but is more prevalent among females.¹ The prevalence of UI ranged from 18.1% to 45.9% among women in the United States.² There are three primary subtypes of UI: stress UI (SUI), more common in young women; urgency UI (UUI), increasingly prevalent with age; and mixed UI (MUI), more frequent in older women.¹ UI may lead to physical and psychological consequences, imposing burdens on society and the economy. Negative psychological effects associated with UI include anxiety, depression, and reduced self-confidence. Moreover, UI is linked to an elevated risk of depression in women.^{3,4} Approximately 18.1% to 45.9% of women with UI experience depression.² Depression could impact quality of life and increase mortality, monitoring depression in women with UI and identifying potential contributing factors holds significant clinical value.

Nutritional intervention has emerged as a crucial strategy for prevention and managing depression.⁵ Adequate nutrient intake also correlates closely with the quality of life in women affected by UI.⁶ Vitamins, essential for sustaining life, are pivotal in maintaining health. Vitamin B is crucial for the methylation cycle, phospholipid repair, and maintenance, with vitamin B12 particularly essential for nervous system development and function.⁷ Insufficient vitamin B12 levels can lead to oxidative stress, calcium imbalance, and altered energy metabolism, resulting in neuronal atrophy, cell death, and impaired neurotransmitter signaling, all contributing to depression.^{5,8} Additionally, oxidative stress and abnormal neurological function are also associated with UI development.^{9,10} The inverse relationship between vitamin B12 levels and UI has been reported in the elderly population.¹¹ Furthermore, women with SUI exhibit lower vitamin B12 levels compared to healthy individuals.¹² Women who have higher vitamin B12 intake were associated with reduced depression risk.¹³ Consequently, we hypothesize that an increased dietary vitamin B12 intake could ameliorate the depression risk associated with UI in women.

This study aimed to investigate the moderating effect of vitamin B12 intake on the relationship between UI and depression in women. And further investigate the association in different subgroups.

Methods

Study Design and Participants

The data were obtained from the National Health and Nutrition Examination Survey (NHANES), a nationally representative series of surveys designed to assess the health and nutritional status of the US population. The ethical approval for this was waived by the Institutional Review Board of Peking University People's Hospital, because the data was accessed from NHANES (a publicly available database). The need for written informed consent was waived by the Institutional Review Board of Peking University People's Hospital due to the retrospective nature of the study.

Data on participants in this cross-sectional study were derived from six cycles of NAHNES conducted between 2007–2018. Participants were included based on the following criteria: (1) aged 20 years or older, (2) complete information on vitamin B12 intake, (3) an assessment of depression, and (4) data on UI. Exclusion criteria encompassed individuals with abnormal energy intake (<500 kcal/day or >5000 kcal/day) and those missing covariates data, including UI, depression, body mass index (BMI), and hysterectomy.

UI Assessment

UI was assessed using standardized questions during the mobile examination center interview.² Each question had a binary response option ('yes' or 'no'). SUI was defined as responding "Yes" to the question "During the past 12 months, have you leaked or lost control of even a small amount of urine with an activity like coughing, lifting, or exercise?". UUI was defined as responding "Yes" to the question "During the past 12 months, have you leaked or lost control of even a small amount of urine with an urge or pressure to urinate and you couldn't get to the toilet fast enough?". Mixed UI was defined as a positive response to both the SUI and UUI.

Depression Assessment

Depression was assessed using the Personal Health Questionnaire (PHQ-9) during face-to-face interviews. The PHQ-9 is a validated nine-item questionnaire used to evaluate symptoms of depression within the last two weeks, with a 0 to 3 score of each item indicating the frequency of the depression symptoms.¹⁴ The symptoms of depression include anhedonia, depressed mood, sleep disturbance, fatigue, appetite changes, low self-esteem, concentration problems, psychomotor disturbances, and suicidal ideation. A clinical cut-off score of 10 or higher on the PHQ-9, which had a sensitivity and specificity of 88% in the detection of major depressive.¹⁵

Dietary Vitamin B12 Intake Assessment

Trained dietary interviewers conducted two 24-hour dietary recalls using standardized measurement guides to assess total dietary intake. The first dietary recall occurred during face-to-face interviews at the Mobile Examination Center, whereas the second recall was collected via telephone after 3–10 days. Dietary vitamin B12 intake was calculated by averaging

the data from both recalls. Vitamin B12 intake was categorized into two groups based on the Recommended Dietary Allowance.¹⁶ Adequate vitamin B12 intake was defined as a consumption of ≥ 2.4 mcg/day, whereas inadequate intake was considered < 2.4 mcg/day.

Assessment of Potential Covariates

Several important covariates were selected to account for potential confounding factors, including age, race, educational status, marital status, smoking status, drinking status, poverty-to-income ratio (PIR), physical activity level, menopausal status, cardiovascular disease (CVD), pelvic infection, use of female hormones, use of antidepressants, use of antipsychotics, sleep duration, cesarean deliveries, prior hysterectomy, and caffeine intake. The covariates above were collected using a standardized questionnaire. Information on Hypertension, diabetes, and dyslipidemia was obtained through physical examination, self-reported, and medication usage. BMI was defined as the weight (kg) divided by the height squared (m^2).

Statistical Analysis

Continuous variables were described as mean and standard error (S.E), and the weighted *t*-test was used to compare groups with and without depression. Categorical variables were presented as frequencies and percentages, and differences between groups with and without depression were measured using the chi-square test. The moderating effect of vitamin B12 intake on the relationship between UI and depression was examined using the weighted univariate and multivariate logistic regression models. All results are presented as odds ratios (ORs) and 95% confidence intervals (CIs). Model 1 represents a crude model, while Model 2 was adjusted for age, race, educational status, marital status, BMI, RIP, drinking status, smoking status, physical activity, menopausal status, hypertension, diabetes, dyslipidemia, CVD, pelvic infection, female hormone use, antidepressants, antipsychotics, sleep hours, cesarean deliveries, prior hysterectomy, and caffeine. The association between vitamin B12 levels and depression was further investigated in different age, BMI, and vaginal delivery groups. All analyses were performed using SAS 9.4, and $P < 0.05$.

Results

Characteristic of Participants

Initially, 17907 women aged ≥ 20 years were included in this study. Women without UI data ($n=2647$), abnormal energy intake ($n=821$), missing depression data ($n=128$), missing body BMI data ($n=112$), or missing hysterectomy data ($n=45$) were subsequently excluded. Finally, 14154 women were included in the final analysis. The details of the selection process are illustrated in Figure 1. The mean age of participants was 48.18 ± 0.27 years. A total of 1609 (11.37%) participants exhibited depressive symptoms. Significant differences were observed regarding age, race, educational

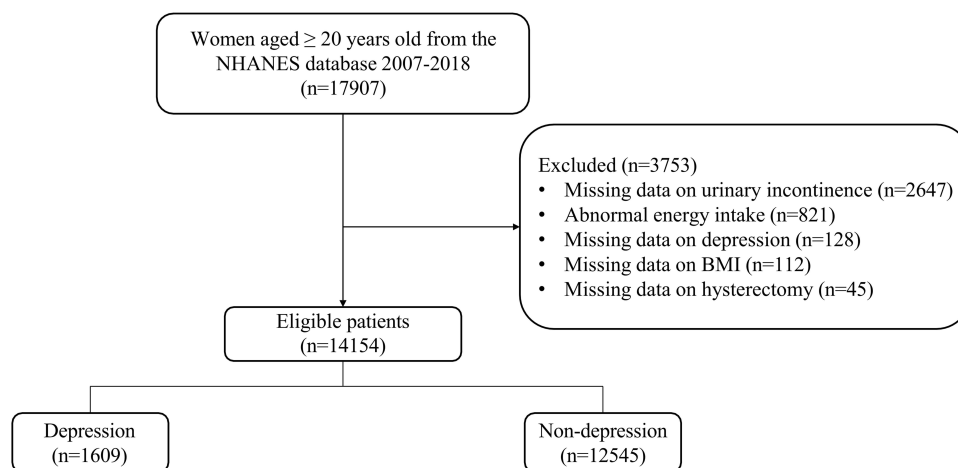


Figure 1 The selection process of included participants.

status, marital status, BMI, PIR, drinking status, smoking status, physical activity, menopausal status, hypertension, diabetes, dyslipidemia, CVD, pelvic infection, female hormone use, antidepressants, antipsychotics, sleep duration, vaginal delivery, cesarean delivery, prior hysterectomy, caffeine, vitamin B12, and type of UI. Individuals with depression had higher BMI, increased caffeine intake, rates of vaginal deliveries, hypertension, dyslipidemia, and lower energy intake (all $P < 0.05$). Table 1 presents the characteristics.

Table 1 Characteristics of Included Women

Variables	Total (n=14154)	Depression		P
		No (n=12545)	Yes (n=1609)	
Age, years, Mean (S.E)	48.18 (0.27)	48.33 (0.29)	46.83 (0.51)	0.009*
Race, n (%)				0.002 [#]
White	5924 (68.06)	5262 (68.57)	662 (63.38)	
Black	3026 (11.54)	2684 (11.32)	342 (13.53)	
Other	5204 (20.41)	4599 (20.11)	605 (23.09)	
Education status, n (%)				<0.001 [#]
Less Than 9th Grade	1273 (4.35)	1045 (3.99)	228 (7.63)	
9–11th Grade	1869 (9.58)	1540 (8.75)	329 (17.08)	
High School Grad	3107 (22.00)	2739 (21.52)	368 (26.30)	
Some College or AA degree	4595 (33.83)	4087 (33.72)	508 (34.80)	
College Graduate or above	3310 (30.25)	3134 (32.02)	176 (14.19)	
Marital status, n (%)				<0.001 [#]
Married	6565 (52.65)	6035 (54.42)	530 (36.62)	
Widowed	1581 (8.34)	1395 (8.26)	186 (9.13)	
Divorced	1842 (12.15)	1545 (11.52)	297 (17.92)	
Separated	563 (2.65)	434 (2.28)	129 (6.10)	
Never married	2516 (16.46)	2205 (16.14)	311 (19.31)	
Living with partner	1087 (7.74)	931 (7.39)	156 (10.92)	
BMI, n (%)				<0.001 [#]
<25	4095 (32.18)	3754 (33.26)	341 (22.41)	
≥25	10,059 (67.82)	8791 (66.74)	1268 (77.59)	
PIR, n (%)				<0.001 [#]
<1.3	4272 (20.78)	3486 (18.74)	786 (39.27)	
≥1.3	8649 (72.40)	7966 (74.35)	683 (54.67)	
Unknown	1233 (6.83)	1093 (6.91)	140 (6.06)	
Drinking status, n (%)				<0.001 [#]
No	4624 (25.29)	4141 (25.51)	483 (23.26)	
<1 time/week	2675 (24.18)	2425 (24.83)	250 (18.22)	
≥1 time/week	4935 (34.81)	4269 (33.98)	666 (42.36)	
Unknown	1920 (15.72)	1710 (15.67)	210 (16.17)	
Smoking status, n (%)				<0.001 [#]
No	9091 (61.94)	8347 (64.03)	744 (43.00)	
Current smoking	2409 (17.24)	1846 (14.92)	563 (38.27)	
Quit smoking	2654 (20.82)	2352 (21.05)	302 (18.73)	
Physical activity, (MET · min/week), n (%)				<0.001 [#]
<450	5978 (37.25)	5146 (35.84)	832 (49.99)	
≥450	8176 (62.75)	7399 (64.16)	777 (50.01)	
Menopausal status, n (%)				<0.001 [#]
No	6606 (49.29)	5896 (49.43)	710 (48.02)	
Yes	5761 (37.46)	5116 (37.82)	645 (34.13)	
Unknown	1787 (13.26)	1533 (12.75)	254 (17.86)	

(Continued)

Table I (Continued).

Variables	Total (n=14154)	Depression		P
		No (n=12545)	Yes (n=1609)	
Hypertension, n (%)				<0.001 [#]
No	6416 (49.83)	5804 (50.75)	612 (41.46)	
Yes	7738 (50.17)	6741 (49.25)	997 (58.54)	
Diabetes, n (%)				<0.001 [#]
No	11739 (87.39)	10,531 (88.21)	1208 (79.95)	
Yes	2415 (12.61)	2014 (11.79)	401 (20.05)	
Dyslipidemia, n (%)				0.002 [#]
No	4796 (34.76)	4352 (35.32)	444 (29.67)	
Yes	9358 (65.24)	8193 (64.68)	1165 (70.33)	
CVD, n (%)				<0.001 [#]
No	12918 (92.90)	11,587 (93.80)	1331 (84.69)	
Yes	1236 (7.10)	958 (6.20)	278 (15.31)	
Pelvic infection, n (%)				<0.001 [#]
No	4331 (34.36)	3905 (34.64)	426 (31.86)	
Yes	270 (1.96)	203 (1.56)	67 (5.62)	
Unknown	9553 (63.68)	8437 (63.81)	1116 (62.51)	
Female hormones use, n (%)				0.020 [#]
No	10831 (71.91)	9571 (71.60)	1260 (74.72)	
Yes	3323 (28.09)	2974 (28.40)	349 (25.28)	
Antidepressants, n (%)				<0.001 [#]
No	12097 (82.15)	11,071 (84.66)	1026 (59.36)	
Yes	2057 (17.85)	1474 (15.34)	583 (40.64)	
Antipsychotics, n (%)				<0.001 [#]
No	13905 (98.43)	12,389 (98.92)	1516 (94.00)	
Yes	249 (1.57)	156 (1.08)	93 (6.00)	
Sleep hours, n (%)				<0.001 [#]
<6h	1831 (10.76)	1391 (9.15)	440 (25.34)	
6h-9h	10392 (75.83)	9466 (77.67)	926 (59.21)	
≥9h	1931 (13.41)	1688 (13.19)	243 (15.45)	
Vaginal deliveries, n (%)				<0.001 [#]
No	2242 (16.22)	1987 (16.33)	255 (15.24)	
Yes	9620 (64.81)	8457 (64.19)	1163 (70.42)	
Unknown	2292 (18.97)	2101 (19.48)	191 (14.34)	
Cesarean deliveries, n (%)				<0.001 [#]
No	3780 (25.86)	3258 (25.24)	522 (31.51)	
Yes	2856 (19.03)	2484 (18.92)	372 (20.05)	
Unknown	7518 (55.11)	6803 (55.84)	715 (48.45)	
Prior hysterectomy, n (%)				<0.001 [#]
No	10935 (78.30)	9786 (79.16)	1149 (70.48)	
Yes	3219 (21.70)	2759 (20.84)	460 (29.52)	
Energy, kcal, Mean (S.E)	1846.79 (8.08)	1850.09 (8.24)	1816.76 (25.23)	0.199*
Caffeine, mg, Mean (S.E)	159.82 (2.99)	156.29 (3.09)	191.81 (8.59)	<0.001*
Alcohol, gm, Mean (S.E)	7.15 (0.25)	7.22 (0.26)	6.47 (0.67)	0.292*
Vitamin B12, mcg, Mean (S.E)	4.20 (0.04)	4.18 (0.04)	4.36 (0.20)	0.386*
Vitamin B12, n (%)				0.005 [#]
<2.4 mcg/day	5194 (33.97)	4551 (33.49)	643 (38.32)	
≥2.4 mcg/day	8960 (66.03)	7994 (66.51)	966 (61.68)	

(Continued)

Table 1 (Continued).

Variables	Total (n=14154)	Depression		P
		No (n=12545)	Yes (n=1609)	
Urinary incontinence, n (%)				<0.001 [#]
No	6568 (46.04)	6077 (47.70)	491 (30.97)	
Yes	7586 (53.96)	6468 (52.30)	1118 (69.03)	
Type of UI, n (%)				<0.001 [#]
No	6568 (46.04)	6077 (47.70)	491 (30.97)	
Stress UI	3339 (26.26)	2982 (26.37)	357 (25.21)	
Urgency UI	1741 (11.10)	1526 (10.91)	215 (12.82)	
Mixed UI	2506 (16.60)	1960 (15.02)	546 (30.99)	

Notes: [#]Chi-square test, *t tests.

Abbreviations: S.E, standard error; BMI, body mass index; PIR, poverty income ratio; CVD, cardiovascular disease; UI, urinary incontinence.

Associations of UI, Vitamin B12 Intake, with Depression in Women

The associations between UI, vitamin B12 intake, and depression are shown in Table 2. Women with SUI (OR=1.55, 95% CI: 1.26–1.91), UUI (OR=1.92, 95% CI: 1.52–2.44), and mixed UI (OR=2.60, 95% CI: 2.13–3.19) were associated with higher odds of depression. Conversely, a vitamin B12 intake of ≥ 2.4 mcg/day was associated with lower odds of depression (OR=0.95, 95% CI: 0.80–1.14). Vitamin B12 intake affects the association between UI and depression, presented in Table 3 and Figure 2. Among women with a vitamin B12 intake < 2.4 mcg/day, SUI (OR=1.88, 95% CI: 1.33–2.66), UUI (OR=2.19, 95% CI: 1.56–3.06), and mixed UI (OR=2.83, 95% CI: 2.24–3.58) were associated with significantly elevated odds of depression. In contrast, for those consuming vitamin B12 at ≥ 2.4 mcg/day, the odds of depression progressively decreased in association with SUI (OR=1.38, 95% CI: 1.02–1.88), UUI (OR=1.79, 95% CI: 1.31–2.45), and mixed UI (OR=2.54, 95% CI: 1.94–3.32).

The Moderating Effect of Vitamin B12 Intake in Different Age, BMI, and Vaginal Deliveries Groups

The moderating effect of vitamin B12 intake on the association between UI and depression was further investigated in different age, BMI, and vaginal delivery groups. The results are presented in Tables 4 and Figure 3, respectively.

Table 2 Associations Between UI, Vitamin B12 Intake and Depression in Women

Variable	Model 1		Model 2	
	OR (95% CI)	P	OR (95% CI)	P
Type of UI				
No	Ref		Ref	
Stress UI	1.47 (1.22–1.78)	<0.001	1.55 (1.26–1.91)	<0.001
Urgency UI	1.81 (1.44–2.28)	<0.001	1.92 (1.52–2.44)	<0.001
Mixed UI	3.18 (2.62–3.85)	<0.001	2.60 (2.13–3.19)	<0.001
Vitamin B12				
<2.4 mcg/day	Ref		Ref	
≥ 2.4 mcg/day	0.81 (0.70–0.94)	0.006	0.95 (0.80–1.14)	0.588

Notes: Model 1: crude model. Model 2 was adjusted for age, race, educational status, marital status, BMI, PIR, drinking status, smoking status, physical activity, menopausal status, hypertension, diabetes, dyslipidemia, CVD, pelvic infection, female hormone use, antidepressants, antipsychotics, sleep duration, cesarean deliveries, prior hysterectomy, and caffeine use.

Abbreviations: OR, odds ratio; CI, confidence interval; Ref, reference; UI, urinary incontinence.

Table 3 Moderating Effect of Vitamin B12 Intake on the Association Between UI and Depression

Variable	Model 1		Model 2	
	OR (95% CI)	P	OR (95% CI)	P
Vitamin B12: <2.4 mcg/day (n=5194)				
Type of UI				
No	Ref		Ref	
Stress UI	1.71 (1.28–2.28)	<0.001	1.88 (1.33–2.66)	<0.001
Urgency UI	2.03 (1.47–2.79)	<0.001	2.19 (1.56–3.06)	<0.001
Mixed UI	3.18 (2.57–3.93)	<0.001	2.83 (2.24–3.58)	<0.001
Vitamin B12: ≥2.4 mcg/day (n=8960)				
Type of UI				
No	Ref		Ref	
Stress UI	1.35 (1.02–1.78)	0.035	1.38 (1.02–1.88)	0.040
Urgency UI	1.68 (1.26–2.23)	<0.001	1.79 (1.31–2.45)	<0.001
Mixed UI	3.19 (2.47–4.11)	<0.001	2.54 (1.94–3.32)	<0.001

Notes: Model 1: crude model. Model 2 was adjusted for age, race, educational status, marital status, BMI, PIR, drinking status, smoking status, physical activity, hypertension, diabetes, dyslipidemia, CVD, pelvic infection, female hormone use, antidepressants, antipsychotics, sleep duration, prior hysterectomy, and caffeine use.
Abbreviations: OR, odds ratio; CI, confidence interval; Ref, reference; UI, urinary incontinence.

Compared to participants without UI, UI patients aged <65 years who have vitamin B12 intake ≥2.4 mcg/day were related to higher odds of depression (all $P < 0.05$), and vitamin B12 intake moderated the relationship between UUI (OR=1.78, 95% CI: 1.26–2.53), mixed UI (OR=2.37, 95% CI: 1.74–3.22) and depression. A moderating effect of vitamin

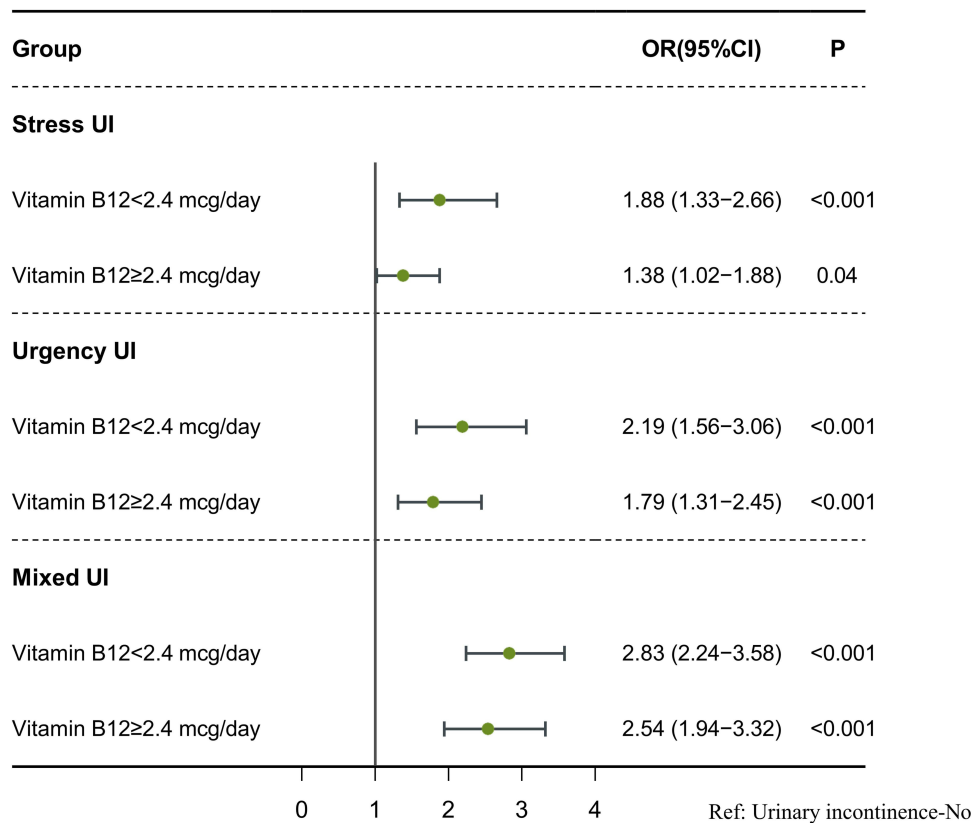


Figure 2 The moderating effect of dietary vitamin B12 intake on the association between UI and depression.

Table 4 The Moderating Effect of Vitamin B12 on the Association of UI and Depression in Different Age, BMI, and Vaginal Deliveries Groups

Variables	Vitamin B12: <2.4 mcg/day		Vitamin B12: ≥2.4 mcg/day		Vitamin B12: <2.4 mcg/day		Vitamin B12: ≥2.4 mcg/day	
	OR (95% CI)	P	OR (95% CI)	P	OR (95% CI)	P	OR (95% CI)	P
Type of UI	Age <65 years				Age ≥65 years			
No Stress UI	Ref		Ref		Ref		Ref	
Stress UI	2.01 (1.41–2.86)	<0.001	1.41 (1.01–1.96)	0.044	0.88 (0.32–2.42)	0.810	1.29 (0.56–2.94)	0.545
Urgency UI	2.75 (1.97–3.84)	<0.001	1.78 (1.26–2.53)	0.001	0.61 (0.26–1.44)	0.255	2.13 (1.01–4.48)	0.046
Mixed UI	2.87 (2.22–3.72)	<0.001	2.37 (1.74–3.22)	<0.001	1.66 (0.84–3.30)	0.146	3.55 (1.91–6.60)	<0.001
Type of UI	BMI <25 kg/m ²				BMI ≥25 kg/m ²			
No Stress UI	Ref		Ref		Ref		Ref	
Stress UI	1.36 (0.63–2.92)	0.424	1.20 (0.64–2.25)	0.576	2.09 (1.43–3.06)	<0.001	1.52 (1.09–2.11)	0.013
Urgency UI	1.49 (0.71–3.13)	0.287	1.54 (0.78–3.01)	0.208	2.34 (1.60–3.41)	<0.001	1.92 (1.32–2.77)	<0.001
Mixed UI	3.72 (1.96–7.05)	<0.001	1.80 (0.94–3.43)	0.074	2.76 (2.08–3.65)	<0.001	2.86 (2.11–3.87)	<0.001
Type of UI	Vaginal deliveries: No				Vaginal deliveries: Yes			
No Stress UI	Ref		Ref		Ref		Ref	
Stress UI	2.34 (0.93–5.84)	0.069	1.64 (0.84–3.21)	0.144	1.75 (1.13–2.71)	0.012	1.22 (0.86–1.73)	0.269
Urgency UI	2.81 (1.09–7.24)	0.033	2.68 (1.26–5.71)	0.011	1.95 (1.28–2.95)	0.002	1.70 (1.15–2.50)	0.008
Mixed UI	3.42 (1.29–9.06)	0.014	2.49 (1.14–5.46)	0.023	2.80 (2.03–3.87)	<0.001	2.56 (1.86–3.52)	<0.001

Notes: Age subgroups were adjusted for race, educational status, marital status, BMI, PIR, drinking status, smoking status, physical activity, hypertension, diabetes, dyslipidemia, CVD, pelvic infection, female hormone use, antidepressants, antipsychotics, sleep hours, prior hysterectomy, and caffeine. The age subgroups were adjusted for age, race, educational status, marital status, PIR, drinking status, smoking status, physical activity, hypertension, diabetes, dyslipidemia, CVD, pelvic infection, female hormone use, antidepressants, antipsychotics, sleep hours, prior hysterectomy, and caffeine. The vaginal delivery subgroups included age, race, educational status, marital status, BMI, PIR, drinking status, smoking status, physical activity, hypertension, diabetes, dyslipidemia, CVD, pelvic infection, female hormone use, antidepressants, antipsychotics, sleep hours, prior hysterectomy, and caffeine.

Abbreviations: OR, odds ratio; CI, confidence interval; Ref, reference; UI, urinary incontinence; BMI, body mass index.

B12 intake was also found in UI patients with a BMI ≥25 (all $P < 0.05$). In women with and without vaginal delivery, vitamin B12 intake affected the association between UUI, mixed UI, and depression (all $P < 0.05$).

Discussion

In this study, we explored the moderating effect of vitamin B12 intake on the relationship between UI and depression in women. The findings indicated a significant association between UI and higher odds of depression, with vitamin B12 playing a moderating role. In women aged <65 years, with BMI ≥ 25 kg/m², and having vaginal deliveries or not, vitamin B12 also had a moderating effect.

Our study confirms that women affected by UI were more prone to experiencing depressive symptoms compared to those without UI.^{3,17,18} A study involving elderly Korean women discovered that individuals with UI not only reported elevated levels of depression but also increased stress and reduced self-esteem.¹⁹ Furthermore, UI adversely affects women's mental health, leading to social isolation, restricted social engagements, and eventually diminishing their quality of life.^{20,21} Uterine aging may also contribute to the development of anxiety and depression in perimenopausal women.²² Our study identified the moderating effect of vitamin B12 intake on the relationship between UI and depression, representing a novel contribution to the existing literature. Collagen, a vital component of pelvic floor muscle, plays a crucial role in preventing UI, with vitamin B12 influencing collagen formation.¹² A review of 35 studies highlighted an association between lower vitamin B12 levels and an increased risk of developing depression.⁸ Interestingly, women with higher BMI exhibit an increased likelihood of developing UI and overactive bladder.²³ One potential explanation is the elevated pelvic floor pressure resulting from excess weight, which can weaken pelvic floor muscles and contribute to UI and overactive bladder. Ospemifene presents as a promising therapy for postmenopausal

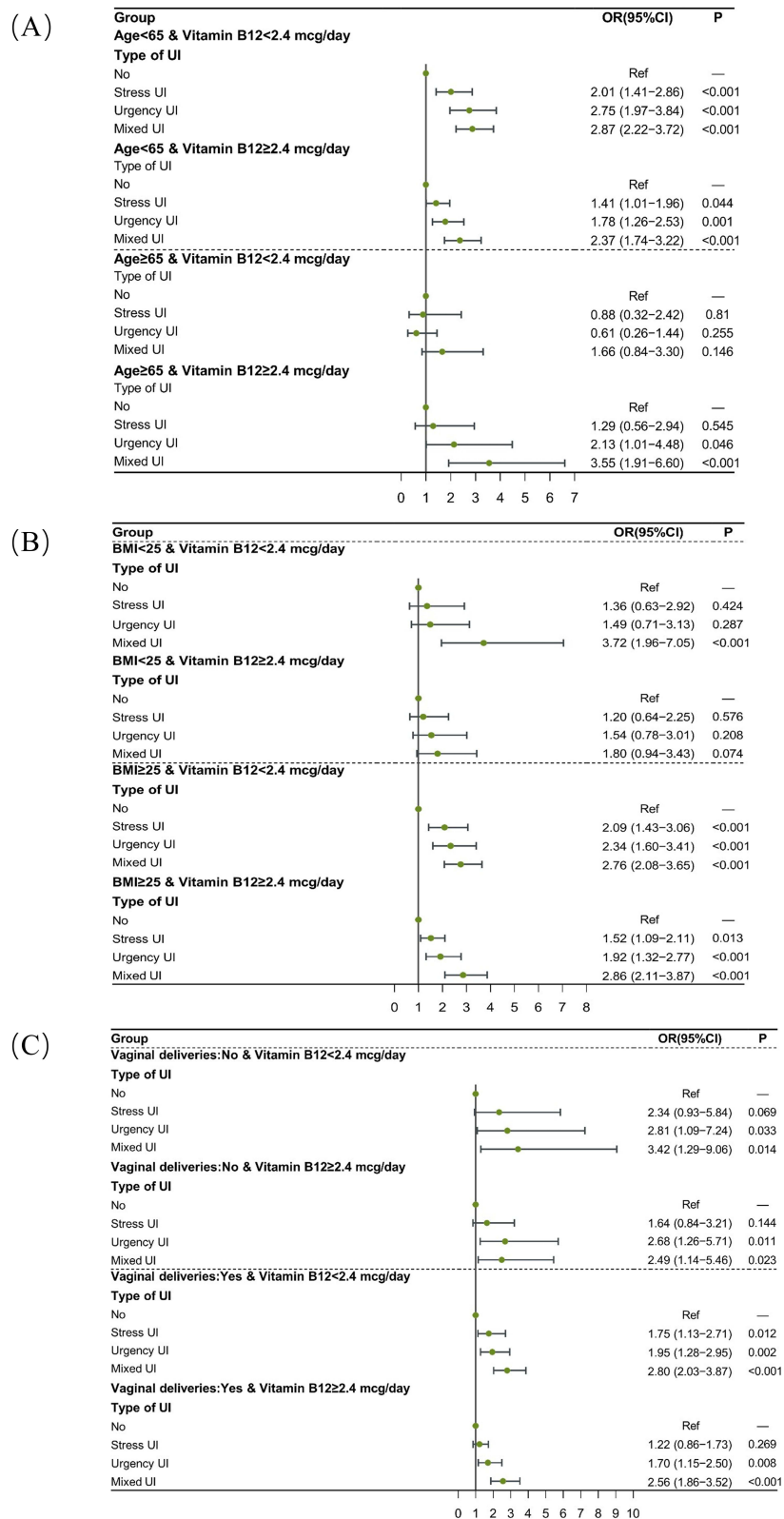


Figure 3 Dietary vitamin B12 intake affects the association of UI with depression in different age (A), BMI (B), and vaginal deliveries (C) groups.

women with vulvovaginal atrophy, improving overactive bladder symptoms and quality of life, weight reduction may serve as an additional intervention.^{23–25} Subgroup analyses indicated that the moderating effect of vitamin B12 varied across different types of UI, suggesting diverse underlying mechanisms.

The mechanisms underlying the moderating role of vitamin B12 intake vary across different UI types. For SUI, vitamin B12 potentially enhances pelvic floor muscle function and strengthens the urethral sphincter, possibly alleviating symptom severity.¹² Moreover, vitamin B12 plays a role in synthesizing neurotransmitters like serotonin and dopamine, which are crucial for regulating mood and emotional well-being.²⁶ Heightened sympathetic nervous system activity related to depression may elevate cortisol and catecholamine circulation levels, leading to physiological changes in bladder function and UI.⁴ Hence, adequate vitamin B12 intake may mitigate depressive symptoms associated with SUI. For UUI, the underlying mechanisms are less clear. Nonetheless, we hypothesized that vitamin B12 could aid in modulating bladder function and reducing overactive bladder symptoms. UUI, stemming from the bladder's inability to comfortably and appropriately store urine, was frequently associated with neurological conditions.^{27,28} Vitamin B12 contributes to nerve function and myelin synthesis, which protects nerve fibers.²⁹ Therefore, maintaining adequate vitamin B12 levels may regulate bladder contractions and decrease the occurrence of UUI, thereby reducing the risk of depression. For MUI, the moderating effect of vitamin B12 intake likely involves a combination of the mechanisms observed in SUI and UUI. The presence of both stress and urge components in MUI suggests the involvement of multiple mechanisms. Further investigations are needed to elucidate the specific pathways of the moderating role of vitamin B12.

Effective management of UI has been shown to improve patient's quality of life and may significantly reduce depressive symptoms. Current treatment modalities for UI, include lifestyle modifications (weight loss, timed voids, fluid restriction, and pelvic floor exercises), pessaries, pharmacotherapy, botox and neuromodulation, and surgery.³⁰ Moreover, the psychological implications of urinary incontinence cannot be overlooked, as they may exacerbate depressive symptoms, creating a bidirectional relationship. Understanding that UI is associated with higher odds of depression underscores the importance of comprehensive screening protocols. Clinicians should consider routine assessment of mental health in women presenting with UI symptoms, as early identification and management of depression could potentially improve overall quality of life and treatment outcomes. Moreover, the moderating role of dietary vitamin B12 intake suggests a potential avenue for intervention. Clinicians might consider dietary counseling or supplementation strategies for women with UI, particularly those at risk for or already experiencing depression. This personalized approach could complement existing treatment modalities for UI and depression, potentially enhancing therapeutic efficacy and patient well-being. Future research exploring longitudinal outcomes and interventional studies focusing on optimizing vitamin B12 intake in this population could further elucidate these findings and guide evidence-based.

The strength of our study lies in the utilization of a nationally representative sample of 14154 individuals, ensuring robust statistical power and minimizing selection bias. To the best of our knowledge, our study represents the first attempt to explore the moderating effect of dietary vitamin B12 intake on the association between different UI types and depression. Despite these strengths, our study has limitations. Firstly, due to its cross-sectional design, causality could not be identified and only correlations could be reached. The study is limited by its exclusive focus on vitamin B12 without investigating other micronutrients, such as vitamin D, which may influence the relationship between UI and depression. Future studies could explore these additional factors. Therefore, further long-term, prospective studies are essential to confirm our findings. Secondly, the study relied on self-reported assessment of UI and depression symptoms, potentially introducing recall bias. Future research could employ more objective assessment tools to enhance data accuracy. Lastly, despite adjusting for covariates, the study did not account for residual or unmeasured confounders, which may have introduced bias.

Conclusion

Our study suggested that UI was associated with increased odds of depression in women, with dietary vitamin B12 intake moderating this relationship. Our findings provide new directions for investigating the role of vitamin B12 in neurologic function and mental health, offering new strategies for UI prevention and intervention.

Ethics Approval and Informed Consent

The requirement of ethical approval for this was waived by the Institutional Review Board of Peking University People's Hospital, because the data was accessed from NHANES (a publicly available database). The need for written informed

consent was waived by the Institutional Review Board of Peking University People's Hospital due to the retrospective nature of the study.

Author Contributions

All authors made a significant contribution to the work reported, whether that is in the conception, study design, execution, acquisition of data, analysis and interpretation, or in all these areas; took part in drafting, revising or critically reviewing the article; gave final approval of the version to be published; have agreed on the journal to which the article has been submitted; and agree to be accountable for all aspects of the work.

Funding

This study was supported by the Research and Development Fund of Peking University People's Hospital (RDX2021-03), Research and Development Fund of Peking University People's Hospital (RDJP2022-72), and Special Research Fund of the Chinese Association of Plastics and Aesthetics (FRPR2020-nxxt-01).

Disclosure

The author reported no conflicts of interest in this work.

References

1. Vaughan CP, Markland AD. Urinary incontinence in women. *Ann Intern Med.* 2020;172:ITC17–ITC32. doi:10.7326/AITC202002040
2. Abufaraj M, Xu T, Cao C, et al. Prevalence and trends in urinary incontinence among women in the United States, 2005-2018. *Am J Obstet Gynecol.* 2021;225:166.e1–166.e12. doi:10.1016/j.ajog.2021.03.016
3. Park G-R, Park S, Kim J. Urinary incontinence and depressive symptoms: the mediating role of physical activity and social engagement. *J Gerontol B Psychol Sci Soc Sci.* 2022;77:1250–1258. doi:10.1093/geronb/gbab212
4. Lim Y-M, Lee SR, Choi EJ, et al. Urinary incontinence is strongly associated with depression in middle-aged and older Korean women: data from the Korean longitudinal study of ageing. *Eur J Obstet Gynecol Reprod Biol.* 2018;220:69–73. doi:10.1016/j.ejogrb.2017.11.017
5. Ekinci GN, Sanlier N. The relationship between nutrition and depression in the life process: a mini-review. *Exp Gerontol.* 2023;172:112072. doi:10.1016/j.exger.2022.112072
6. Lee JH, Lee HS. Nutrient intake and urinary incontinence in Korean women: a propensity score-matched analysis from the Korea national health and nutrition examination survey data. *Int J Urol.* 2017;24:793–797.
7. Mikkelsen K, Stojanovska L, Apostolopoulos V. The effects of vitamin B in depression. *Curr Med Chem.* 2016;23:4317–4337. doi:10.2174/0929867323666160920110810
8. Sangle P, Sandhu O, Aftab Z, et al. Vitamin B12 supplementation: preventing onset and improving prognosis of depression. *Cureus.* 2020;12:e11169. doi:10.7759/cureus.11169
9. Post WM, Widomska J, Grens H, et al. Molecular processes in stress urinary incontinence: a systematic review of human and animal studies. *Int J Mol Sci.* 2022;23:3401. doi:10.3390/ijms23063401
10. Yuan Y, Tan W, Huang Y, et al. Association between oxidative balance score and urinary incontinence in females: results from the national health and nutrition examination survey in 2005-2018. *Int Urol Nephrol.* 2023;55:2145–2154. doi:10.1007/s11255-023-03665-3
11. Rana S, D'Amico F, Merenstein JH. Relationship of vitamin B12 deficiency with incontinence in older people. *J Am Geriatr Soc.* 1998;46:931–932. doi:10.1111/j.1532-5415.1998.tb02741.x
12. Kesiktas N, Karan A, Erkan H, et al. Is there a relationship between vitamin B12 and stress urinary incontinence? *Low Urin Tract Symptoms.* 2012;4:55–58. doi:10.1111/j.1757-5672.2011.00116.x
13. Wu Y, Zhang L, Li S, et al. Associations of dietary vitamin B1, vitamin B2, vitamin B6, and vitamin B12 with the risk of depression: a systematic review and meta-analysis. *Nutr Rev.* 2022;80:351–366. doi:10.1093/nutrit/nuab014
14. Patel JS, Oh Y, Rand KL, et al. Measurement invariance of the patient health questionnaire-9 (PHQ-9) depression screener in U.S. adults across sex, race/ethnicity, and education level: NHANES 2005-2016. *Depress Anxiety.* 2019;36:813–823. doi:10.1002/da.22940
15. Kroenke K, Spitzer RL, Williams JB. The PHQ-9: validity of a brief depression severity measure. *J Gen Intern Med.* 2001;16:606–613. doi:10.1046/j.1525-1497.2001.016009606.x
16. 2015-2020 Dietary Guidelines | health.gov. Available from: <https://health.gov/our-work/nutrition-physical-activity/dietary-guidelines/previous-dietary-guidelines/2015>. Accessed October 11, 2023.
17. Zhang Q, Wang Q, Liu Z, et al. Prevalence and clinical correlates for depression in women with urinary incontinence: a cross-sectional study. *Int Urogynecol J.* 2022;33:1303–1309. doi:10.1007/s00192-022-05169-7
18. Kwon J, Lee HJ, Joo JH, et al. Urinary incontinence status changes and depressive symptoms among middle-aged and older women: using data from a survey of the Korean longitudinal study of ageing. *J Affect Disord.* 2021;279:549–553. doi:10.1016/j.jad.2020.10.039
19. Lee H-Y, Rhee Y, Choi KS. Urinary incontinence and the association with depression, stress, and self-esteem in older Korean women. *Sci Rep.* 2021;11:9054. doi:10.1038/s41598-021-88740-4
20. Daneshpajoo A, Naghibzadeh-Tahami A, Najafipour H, et al. Prevalence and risk factors of urinary incontinence among Iranian women. *Neurourol Urodyn.* 2021;40:642–652. doi:10.1002/nau.24597
21. Pizzol D, Demurtas J, Celotto S, et al. Urinary incontinence and quality of life: a systematic review and meta-analysis. *Aging Clin Exp Res.* 2021;33:25–35. doi:10.1007/s40520-020-01712-y

22. Tinelli A, Andjić M, Morciano A, et al. Uterine aging and reproduction: dealing with a puzzle biologic topic. *Int J Mol Sci.* 2023;25:322. doi:10.3390/ijms25010322
23. Alsannan B, Laganà AS, Alhermi J, et al. Prevalence of overactive bladder among overweight and obese women: a prospective cross-sectional cohort study. *Eur J Obstet Gynecol Reprod Biol.* 2024;295:59–64. doi:10.1016/j.ejogrb.2024.02.010
24. Schiavi MC, D’Oria O, Aleksa N, et al. Usefulness of Ospemifene in the treatment of urgency in menopausal patients affected by mixed urinary incontinence underwent mid-urethral slings surgery. *Gynecol Endocrinol.* 2019;35:155–159. doi:10.1080/09513590.2018.1500534
25. Schiavi MC, Zullo MA, Faiano P, et al. Retrospective analysis in 46 women with vulvovaginal atrophy treated with ospemifene for 12 weeks: improvement in overactive bladder symptoms. *Gynecol Endocrinol.* 2017;33:942–945. doi:10.1080/09513590.2017.1323859
26. Dhiman P, Pillai RR, Wilson AB, et al. Cross-sectional association between vitamin B12 status and probable postpartum depression in Indian women. *BMC Pregnancy Childbirth.* 2021;21:146. doi:10.1186/s12884-021-03622-x
27. Smith AL. Understanding overactive bladder and urgency incontinence: what does the brain have to do with it? *F1000Research.* 2018;7:F1000. doi:10.12688/f1000research.16418.1
28. Bapir R, Bhatti KH, Eliwa A, et al. Efficacy of overactive neurogenic bladder treatment: a systematic review of randomized controlled trials. *Arch Ital Urol Androl.* 2022;94:492–506. doi:10.4081/aiua.2022.4.492
29. Julian T, Syeed R, Glasgow N, et al. B12 as a treatment for peripheral neuropathic pain: a systematic review. *Nutrients.* 2020;12:2221. doi:10.3390/nu12082221
30. Monti M, Fischetti M, Santangelo G, et al. Urinary incontinence in women: state of the art and medical treatment. *Minerva Obstet Gynecol.* 2021;73(2):135–139. doi:10.23736/S2724-606X.20.04635-3

International Journal of Women’s Health

Dovepress

Publish your work in this journal

The International Journal of Women’s Health is an international, peer-reviewed open-access journal publishing original research, reports, editorials, reviews and commentaries on all aspects of women’s healthcare including gynecology, obstetrics, and breast cancer. The manuscript management system is completely online and includes a very quick and fair peer-review system, which is all easy to use. Visit <http://www.dovepress.com/testimonials.php> to read real quotes from published authors.

Submit your manuscript here: <https://www.dovepress.com/international-journal-of-womens-health-journal>