


Older Adult Perspectives on Statin Continuation and Discontinuation in Primary Cardiovascular Disease Prevention: A Mixed-Methods Study

Laureline Brunner ¹, Blandine Mooser^{1,2}, Anne Spinewine^{3,4}, Nicolas Rodondi^{1,2},
Carole Elodie Aubert^{1,2}

¹Institute of Primary Health Care (BIHAM), University of Bern, Bern, Switzerland; ²Department of General Internal Medicine, Inselspital, Bern University Hospital, University of Bern, Bern, Switzerland; ³Université catholique de Louvain, Louvain Drug Research Institute, Clinical Pharmacy Research Group, Brussels, Belgium; Department of Pharmacy, Centre Hospitalier Universitaire (CHU) UCL Namur, Yvoir, Belgium; ⁴Clinical Pharmacy Research Group, Louvain Drug Research Institute, Université Catholique de Louvain, Brussels, Belgium

Correspondence: Carole Elodie Aubert, Department of General Internal Medicine, Inselspital, Bern University Hospital, University of Bern, Anna-von-Krauchthal Weg 7, Bern, CH-3010, Switzerland, Tel +41 31 632 03 98, Email caroleelodie.aubert@insel.ch

Background and Purpose: Evidence for statin use for primary cardiovascular disease prevention in older adults is limited. When evidence on risk-benefit profile of a medication is uncertain, using it or not becomes a preference-sensitive decision. We aimed to assess and explore patient perspectives on continuation and discontinuation of statins used for primary cardiovascular prevention in older adults.

Patients and Methods: We used a convergent mixed-methods design, conducting in parallel a survey among 47 patients and three focus groups (FGs) with 14 patients total. We recruited patients aged ≥ 65 years and taking a statin for primary cardiovascular prevention. The survey and FGs aimed to assess and explore patient experiences of statin use, and views on statin continuation and discontinuation, including patient decision-making. Quantitative and qualitative data were first analyzed separately – descriptive statistics for quantitative data and thematic analysis for qualitative data – and then integrated to create meta-inferences, using joint displays.

Results: Forty-one percent of patients (N=19) were reluctant to discontinue the statin, whereas 22% (N=10) were willing to try discontinuing it. A reason to continue the statin was its perceived necessity, while self-estimated low cardiovascular risk and wish to reduce medication burden were given as reasons to discontinue it. Lack of expertise assumed by the patients to decide about statin continuation or discontinuation, uncertainty about statin indication, and fear of having a cardiovascular event after discontinuation made many patients uncertain about deciding to continue or discontinue the statin. In this context, 70% (N=33) would rather have their physician choose for them, and 94% (N=44) would continue taking the statin for as long as their physician told them to do so.

Conclusion: This study highlights factors that influence patient willingness to continue or discontinue statins, patient uncertainty about statin continuation or discontinuation, and the important role physicians play in the decision-making process.

Keywords: barriers, facilitators, primary care providers, statins

Introduction

Statins are among the most frequently prescribed chronic medications in older adults, and their prescription rates have increased in recent years.^{1–3} While benefits of statins for secondary cardiovascular disease (CVD) prevention are well demonstrated,⁴ evidence for their benefits in primary CVD prevention is weaker, particularly among older adults.^{5,6} Only 8% of participants enrolled in statin trials on primary CVD prevention were aged 75 years or older, and no statistically significant benefit was found for adults older than 70 years of age.^{6,7} Despite this lack of evidence, statins are more frequently prescribed for primary CVD prevention in older rather than in younger adults.⁸ Statins are also associated with adverse drug events (ADEs), such as muscle pain, myopathy, acute renal failure, or liver dysfunction, which might decrease quality of life.⁹

When evidence is uncertain about the benefits of a medication, to continue taking it or not becomes a preference-sensitive decision.^{10,11} As such, the American Heart Association recommends accounting for patient priorities of care, and using shared decision-making between patients and clinicians when addressing statin use for primary CVD prevention.^{5,12} However, little is known about older patient perspectives regarding statin continuation and discontinuation when used for primary CVD prevention.

A previous qualitative study on older patient perspectives on deprescribing showed that older adults taking a statin in primary CVD prevention feared a cardiovascular event if they discontinued the statin.¹³ An enquiry and a Q-methodology study showed, however, that older adults were willing to discontinue the statin if their physician said it was possible,^{14,15} or if they had a low self-estimated CVD risk.¹⁵ Another qualitative study focusing on deprescribing in patients with life-limiting illnesses found that patients mostly thought that discontinuing the statin would result in fewer symptoms and better quality of life.¹⁶

Hence, previous literature showed that older adults may have conflicting views on statin deprescribing. However, most studies approached statin discontinuation as part of broader deprescribing explorations/enquiries and focused neither on statin specifically nor on primary CVD prevention. We might expect different patient perspectives when focusing on this medication class used in primary CVD prevention.

Thus, the present study aimed at specifically assessing and exploring the perspectives of older adults on continuation and discontinuation of statins prescribed for primary CVD prevention. We hypothesized that fear of experiencing a cardiovascular event after discontinuation and involvement of primary care physicians would be critical factors influencing older adult views about statin continuation and discontinuation.

Methods

Design

We used a convergent mixed-methods research design,¹⁷ conducting in parallel a survey and focus groups (FGs). This specific design was used to provide a complementary and thorough exploration of patient perspectives regarding statin continuation and discontinuation.

Setting and Participants

We included patients aged ≥ 65 years (defined as “older adults” in the literature),¹⁸ taking a statin for primary CVD prevention and able to speak and understand German. Patients with cognitive impairment or taking a statin for secondary CVD prevention were excluded. Criteria to define primary and secondary CVD prevention are provided in [Additional file 1](#). We screened for eligible patients during their hospitalization at the Department Of General Internal Medicine of Bern University Hospital between February and May 2022 and recruited them by phone after hospital discharge. All participants were asked to complete the survey. Participation in the FGs was based on individual availability and willingness. Participation was voluntary and all patients provided written consent.

Sample Size

Survey

As we expected recruitment to be difficult and response rate limited in this older mostly frail recently hospitalized patient population, and as we aimed to provide attitudinal findings to be expanded by qualitative data, rather than to generalize survey data (see [Mixed Methods Analysis](#)),^{19,20} we conducted an explorative study by planning a convenience sample of 50 patients. As we also expected a high withdrawal due to the nature of the survey population, we purposefully planned to recruit 50% more patients.

Focus Groups

We used convenience sampling to recruit available patients meeting our inclusion criteria.²¹ Accounting for difficult recruitment of older patients for FGs (especially during the COVID-19 pandemic), we did not aim to reach theoretical saturation but rather to conduct three FGs with five to seven patients each. A member of a patient organization

(“Patientenstelle Basel” – www.basel.patientenstelle.ch) was also involved, as data have shown that including such persons can be fruitful in medication-related research.²²

Data Collection

The survey and FGs aimed to assess and explore patient experiences of statin use, and views on statin continuation and discontinuation, including decision-making. The quantitative data aimed to provide general patient attitudes towards statin continuation and discontinuation to be expanded by qualitative data.^{19,20}

The survey and FG guide are available in [Additional files 2 and 3](#).

Survey

The survey was developed based on the revised Patient Attitudes Towards Deprescribing (rPATD) questionnaire, a tool that was validated for older adults.²³ The relevant rPATD questions were adapted to statin use. Additional and related questions were created based on a systematic review of barriers and facilitators to deprescribing cardiovascular medications conducted by the authors.²⁴ The survey included 27 5-point Likert scale questions (1 = “completely agree”, 2 = “agree”, 3 = “don’t know”, 4 = “disagree”, 5 = “completely disagree”), as well as free-text questions, so that patients could express additional opinions or concerns. The survey questions were revised by experts in mixed methods and deprescribing guidelines (see acknowledgement section). The survey was pilot-tested with three patients meeting the inclusion criteria, in order to ensure the questions were clear and easy to understand for the target population. A formal content and face validation were out of the scope of our study and therefore not conducted. The time required to complete the survey was approximately 30 minutes. The survey was sent to patients in paper format, along with an informed consent form, a short sociodemographic questionnaire (including questions on age, gender and number of years of statin use), and a prepaid return envelope. In addition, we extracted information on comorbidities and long-term medications from patient files at Bern University Hospital. Patients were asked to complete the survey on their own but could contact the research team in case of uncertainties. Patients were considered to have withdrawn from the study if they had not completed the survey after two telephone reminders. Patients received 20 Swiss francs as financial compensation for completing the survey.

Focus Groups

The FG guide was developed based on the aforementioned systematic review of barriers and facilitators to deprescribing cardiovascular medications,²⁴ as well as on needs to facilitate decision-making.²⁵ The FG guide was also revised by experts in mixed-methods and deprescribing guidelines. FGs were conducted in person by CEA and LB at Bern University Hospital between April and May 2021, lasted 45 to 60 minutes, and were recorded and then transcribed as verbatim. FG participants were asked to complete the survey before participating in the FGs. Participants were financially compensated for their participation (100 Swiss francs for the patient representative, 50 Swiss francs for the patients).

Data Analysis

Quantitative and qualitative data were first analyzed separately and then integrated to create meta-inferences (see [Mixed Methods Analysis](#)).

Quantitative Analysis

We used descriptive statistics to report the answers to the quantitative questions of the survey. We described percentages, distinguishing 3 categories for ease of interpretation: agreeing (combining 1 = “completely agree” and 2 = “agree” on the 5-point Likert scale), neutral (3 = “don’t know” on the 5-point Likert scale), and disagreeing (combining 4 = “disagree” and 5 = “completely disagree” on the 5-point Likert scale). We performed the analyses using Stata version 16.0 (StataCorp, College Station, TX, 2015).

Qualitative Analysis

FGs and free-text survey answers were analyzed using an inductive approach, ie allowing codes to emerge during analysis.²⁶ Thematic analysis was chosen to identify common themes across FGs.²⁷ FGs were coded independently by two authors (CEA and LB) to increase coding reliability. Consensus on categories and themes created from the coding was reached through discussion. Relevant quotes were translated from German into English. Coding was conducted using MAXQDA2020 software for qualitative analysis (VERBI Software, Berlin, Germany).

Mixed Methods Analysis

We used joint displays to integrate quantitative and qualitative results. This approach merges both data in a single table or figure to ensure a more distinct and nuanced comparison of the results and to draw meta-inferences.²⁰ Quantitative and qualitative data can confirm (the two data sources essentially confirm each other), complement (the two data sources illustrate different, non-conflicting interpretations), expand (the two data sources provide both a central overlapping, as well as a broader non-overlapping interpretation), or contradict (the two data sources lead to conflicting interpretations) each other.²⁰ The joint displays were created in an iterative process.²⁰

Results

Patient Flow and Characteristics

Among 198 patients contacted, 89 accepted to complete the survey, with 15 also participating in the FGs. Finally, 47/89 (53%) patients completed the survey, and 14 of those 47 patients also participated in the FGs (one patient revoked participation). We conducted three FGs with, respectively, five (FG1: P1-P5), four (FG2: P6-P9), and five patients (FG3: P10-P14). A member of the patient organization was present in each FG. Patient recruitment process and reasons for withdrawal are presented in [Additional file 4](#). Mean participant age was 73 years old and 51% of patients (N=24) had been taking a statin ≥ 5 years. Patient sociodemographic characteristics are presented in [Additional file 5](#).

Patient Perspectives on Statin Continuation and Discontinuation

Quantitative Results

The following sections present the most important quantitative findings, grouped into three categories and represented in [Figure 1](#). The percentages of agreement to all survey questions are presented in [Additional file 6](#).

Statin Use

Most surveyed patients (87%, N=41) understood why they were prescribed a statin. Eighty-five percent of patients (N=40) did not find statin use inconvenient, and 68% (N=32) reported being satisfied with the statin. Seventeen percent of patients (N=8) reported experiencing statin ADEs, while 30% (N=14) did not know if they were experiencing any ADEs. Most patients (69%, N=31) were not concerned by statin ADEs.

Statin Necessity and Willingness to Continue or Discontinue Use

Fifty-five percent of patients (N=26) felt that they needed their statin, and 81% (N=38) thought that their statin provided them with CVD protection. However, almost as many patients did (43%, N=20) and did not (38%, N=18) fear experiencing a cardiovascular event if they discontinued the statin. Forty-one percent of patients (N=19) were reluctant to discontinue the statin, whereas 22% (N=10) were willing to try discontinuing it to see how they would feel without it. Thirty-three percent of survey patients (N=15) were undecided about continuing or discontinuing the statin. Only 9% of patients (N=4) had already tried discontinuing it.

Decision Making About Statin Continuation or Discontinuation

When presented with the possibility to choose to either continue or discontinue the statin, half of the patients (52%, N=24) reported not wanting to decide on their own. Seventy percent of patients (N=33) would rather have their physician choose for them, and 94% (N=44) stated that they would continue taking the statin for as long as their physician told them to do so. However, ninety-six percent of patients (N=45) indicated they would not feel abandoned if their physician proposed to

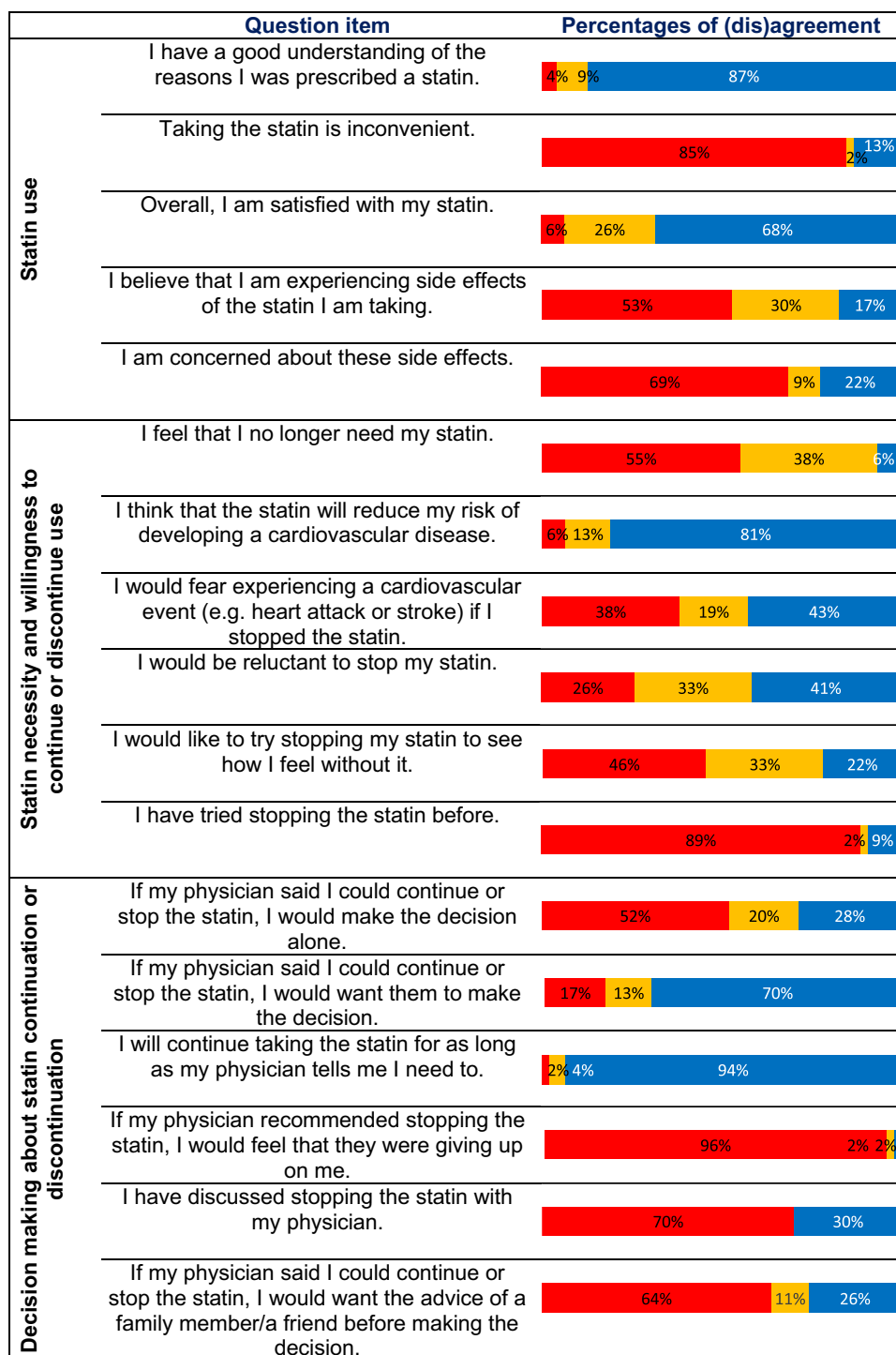


Figure 1 Most important quantitative findings.

Notes: Percentage of (dis)agreement showing complete disagreement and disagreement combined (in red), “don’t know” (in orange), and agreement and complete agreement combined (in blue).

discontinue the statin. Only 30% of patients (N=14) had already discussed statin discontinuation with their physician. Sixty-four percent of patients (N=30) did not want to involve family members or friends in the decision-making process.

Qualitative results

Theme 1: Knowledge of the Reason for Statin Use

Patients showed different levels of understanding of the reason they were taking a statin. Most patients could explain the

Table 1 Summary of Focus Group Categories, Themes and Main Codes

Themes	Subthemes	Codes
Understanding of the reason for statin use		Atherosclerosis High cholesterol levels Hardening of artery wall Unclear statin indication
Experience of statin use		No statin effect ADEs Unsure of statin need Unsure of statin necessity
Views on statin continuation and discontinuation	Favoring statin discontinuation	No statin effect Estimated low CV risk High medication burden Reduce statin effect on the “body” Previous positive experience with discontinuation
	Favoring statin continuation	Statin is necessary Statin is protective Lack of alternative to statin Fear of CV event after statin discontinuation
	Ambivalence towards continuation vs discontinuation	Unclear if statin benefitting or harming Ambivalence about (dis)continuation
Decision-making about statin continuation and discontinuation	Competence for decision-making	Lack of competence Laypersons PCP – most trusted physician PCP – knowledge of statins PCP – knowledge of patient history Make (dis)continuation decision
	Patient involvement	Participate in (dis)continuation decision Understanding evidence
	Involvement of family/friends	Added complexity

Abbreviations: ADEs, adverse drug events; CV, cardiovascular; PCP, primary care provider.

reasons they were prescribed a statin. As presented in [Table 1](#), possible reasons to take the statin were having high cholesterol levels or atherosclerosis. However, some patients did not know or were unsure of the reason for their statin prescription.

Theme 2: Experience of Statin Use

Patients experienced statin use differently. Many patients explained not feeling any positive or negative effect of the statin. Others, however, explained experiencing ADEs, although they were not necessarily sure that they came from statin use. Patients unsure about their statin indication were also unsure about whether their statin was needed or helping them.

Theme 3: Views on Statin Continuation and Discontinuation

Subtheme 1 – Favoring statin discontinuation: Patients not feeling any statin effect (positive or negative) were more willing to discontinue the statin. Patients were also more willing to discontinue the statin when they self-estimated their CVD risk as low, had a high medication burden or wished to reduce statin effects on their “body”. A previous positive

experience with statin discontinuation (not noticing any difference) also increased patient willingness to discontinue the statin.

Subtheme 2 – Favoring statin continuation: Patients perceiving the statin as necessary or protective were more willing to continue the statin. Patients who felt they lacked an alternative to statin to reduce cholesterol levels or who feared a cardiovascular event following statin discontinuation were also more willing to continue taking it.

Subtheme 3 – Ambivalence towards continuation vs discontinuation: Feeling unsure about their statin indication made patients ambivalent about wanting to continue or discontinue their statin, as it was not clear to them if they were benefiting from or being harmed by it.

Theme 4: Decision-Making About Statin Continuation and Discontinuation

Subtheme 1 – Competence for decision-making: Most patients thought that they lacked the competence to independently decide to continue or discontinue the statin. As such, patients relied on their physician, and especially their primary care physician (PCP), for decision-making. Patients emphasized the role played by their PCPs rather than by specialists, as they not only had knowledge about statins but also knew their other diseases and medications well.

Subtheme 2 – Patient involvement: Some patients stated that their PCP should independently decide whether to continue or discontinue the statin, while others wanted to be presented the evidence about statin continuation and discontinuation and actively participate in the decision. These patients also wanted their PCP to provide them with a plan to ensure safe discontinuation. Patients who wanted their PCP to decide emphasized that they would not feel abandoned by their PCP if they chose to discontinue the statin.

Subtheme 3 – Involvement of family/friends: Patients rejected the idea of involving family members or friends in the decision-making process, as they feared adding complexity to the decision.

Mixed-Methods Results

In the following sections, we present only the survey items for which we could draw meaningful inferences with the qualitative data. We created the joint displays to show 1) patient experience of statin use; 2) patient views on statin continuation and discontinuation; 3) patient involvement and physician role in station continuation or discontinuation decisions. For each subsection, attitudinal findings (ie quantitative results) and reflective quotes (ie qualitative results) are presented in the joint display, while meta-inferences between qualitative and quantitative data are presented in the text. We found mostly expanding, but also confirming and contradictory data.

Patient Experience of Statin Use

Qualitative data confirmed and expanded quantitative data by showing that patients indeed understood the reasons they were prescribed a statin and could explain these reasons (eg high cholesterol levels, [Figure 2A](#)). Qualitative analysis also provided expanding information by showing a possible reason why patients might feel unsure of the reason they were prescribed a statin, ie not understanding its indication, which might relate to a patient-physician miscommunication.

Qualitative data also expanded quantitative data about statin ADEs, with patients reporting having some symptoms but being unsure that they were statin ADEs (eg renal failure) ([Figure 2B](#)). These patients were thus unsure if they were really benefiting from the statin ([Figure 2C](#)). Qualitative data also expanded quantitative data as they inferred a possible connection between inconvenience of statin use and ADEs: lack of ADEs potentially means finding statin use not or less inconvenient ([Figure 2D](#)).

Patient Views on Statin Continuation and Discontinuation

Qualitative data expanded quantitative data by showing how patients linked their perceived necessity of the statin with their willingness to continue taking it or not, and providing reasons why patients thought they did (eg no alternative to the statin, atherosclerosis, [Figure 3A](#)) or did not (eg low perceived CVD risk, lack of feeling of statin effect, [Figure 3B](#)) need their statin. Furthermore, they showed that some patients were willing to discontinue their statin to reduce their medication burden, independently of its necessity ([Figure 3C](#)).





	Survey finding	Qualitative reflective quote	Metainferences
A	<p>I have a good understanding of the reasons I was prescribed a statin.</p> 	<p><i>"I have been taking it for 20 years... the statin... but with interruptions depending on blood values. Currently, it's so that she [PCP] said that the blood values are at the upper limit... and recommended that I take it. So I'm taking it again." (P3)</i></p> <p><i>"I am baffled to see how little I know about this medication and just take it!" (Survey)</i></p> <p><i>"After the coronarography, both doctors told me, they didn't have to put any stent, everything was perfect. And then, I didn't understand why, but I was prescribed a statin at the hospital" (P1)</i></p>	Confirming & expanding
B	<p>I believe that I am experiencing side effects of the statin I am taking.</p> 	<p><i>"Well, it's almost impossible to say from which medication the side effects come." (P3)</i></p> <p><i>"[...] I have kidney problems and I don't know to what extent the statin affects the kidney function." (P1)</i></p> <p><i>"What bothers me is that it [the statin] has quite a massive effect on the body [...]." (P8)</i></p>	Expanding
C	<p>I am concerned about these side effects.</p> 	<p><i>"[...] does it [statin] hurt my kidneys or does it help so that I don't have a stroke or something else?" (P1)</i></p>	Expanding
D	<p>Taking the statin is inconvenient.</p> 	<p><i>"In my case, it was a protective measure [taking the statin]. But, it doesn't bother me. I also don't know the side effects. There are medications, for example, that give diarrhea. It's not the case of the statin." (P6)</i></p>	Expanding

Figure 2 Patient experience of statin use.

Notes: Percentage of (dis)agreement showing complete disagreement and disagreement combined (in red), "don't know" (in orange), and agreement and complete agreement combined (in blue). Figure 2 contains sub-figures (A–D).





	Survey finding	Qualitative reflective quote	Metainferences
A	<p>I would be reluctant to stop my statin.</p> 	<p><i>"When I was first diagnosed [carotid artery plaques], [...] I searched [the internet] and I found no alternative to the statin. [...] it doesn't make sense to stop the medication [statin] if the person already has something." (P7)</i></p> <p><i>"If I could, I would maybe try to stop it [statin], yes. Why not? I'm also undecided [...] But of course, if the cholesterol levels are bad, then I take it." (P2)</i></p>	Expanding
B	<p>I feel that I no longer need my statin.</p> 	<p><i>"Well, I estimate my risk [of having a CV event] to be relatively small, so I might come to the decision of stopping the statin." (P14)</i></p> <p><i>"[...] I don't feel anything. I could just as well stop it [statin], don't know." (P4)</i></p> <p><i>"I'm looking for medications that I no longer need and that I could stop, I thought of the statin." (P9)</i></p>	Expanding
C	<p>I would like to try stopping my statin to see how I feel without it.</p> 	<p><i>"I would like to try [discontinuing] to see how my body reacts, because my body has to tolerate many medications and I'm sure that it would tolerate less." (P13)</i></p> <p><i>"Ten years ago, I was diagnosed with a TIA and, because cholesterol levels were high, I was prescribed a statin. Half a year later, [...] it was established that it was a misdiagnosis [...]. I didn't stop the cholesterol medication. And I'm wondering now: what is the indication? [...]. Maybe it could be stopped if there is no indication." (P5)</i></p>	Expanding
D	<p>I would fear experiencing a cardiovascular event if I stopped the statin.</p> 	<p><i>"On the other hand, the side effects also bother me. I've had chronic neck pain for 2 years. [...] But I don't want to have a heart attack either, of course." (P11)</i></p> <p><i>"I want to have a prophylaxis, I don't want to wait until I have a stroke to say, "now I have the indication", but rather... I want to never have a stroke." (P5)</i></p>	Contradicting

Figure 3 Patient views on statin continuation and discontinuation.

Notes: Percentage of (dis)agreement showing complete disagreement and disagreement combined (in red), "don't know" (in orange), and agreement and complete agreement combined (in blue). Figure 3 contains sub-figures (A–D).

Abbreviations: CV, cardiovascular; TIA, transient ischemic attack.

Qualitative data also expanded quantitative data by linking patient indecisiveness about statin continuation or discontinuation with a potential lack of understanding of the indication for statin use (Figure 3C).

In the qualitative phase, most patients expressed fear of having a cardiovascular event if they discontinued their statin, and some even accepted to endure statin ADEs if it meant reducing their risk of having a cardiovascular event. This






	Survey finding	Qualitative reflective quote	Metainferences
A	<p>I will continue taking the statin for as long as my physician tells me I need to.</p> 	<p>"My PCP has known me for more than ten years, and when she says: "you must take it [the statin]", then I take it. I trust her." (P2)</p> <p>"I would like to clarify it with my PCP, whether it can even improve the course at all, the medication [statin]. But when the risk [to stop] is too big and he tells me: "no, in no case [the statin could be stopped], then it's settled for me." (P10)</p>	Confirming & expanding
B	<p>If my physician said I could continue or stop the statin, I would make the decision alone.</p>  <p>If my physician said I could continue or stop the statin, I would want them to make the decision.</p> 	<p>"I must say, I find it very difficult, as a layperson and as a patient, with the whole [medical] history, to make such a decision [statin (dis)continuation] [...]. Because clearly, no one wants to have a heart attack." (P12)</p> <p>"Well, I think that I can't, myself, say if it's [statin] good or bad. I'm a layperson, I'm a patient. But that the PCP, who knows the patients and what problems they have... and what medications they take, that he or she evaluates: "you continue it, or reduce the dosage, or you stop it". That would be my opinion." (P1)</p> <p>"I would like to be involved. It's my body, my choice." (P10)</p> <p>[Answering P10]: "I would also like to be involved. My PCP is not... I haven't known him long enough..." (P13)</p> <p>"I do trust [the physician] but I always question everything. To decide to stop taking one tablet, or not, the information [given by physician] must be correct. [...] It's important that the PCP doesn't just say "let's try it" [discontinuation], but really controls the blood [cholesterol levels] consequently over a long period of time" (P6)</p>	Confirming & expanding
C	<p>If my physician recommended stopping the statin, I would feel that they were giving up on me.</p> 	<p>"[...] I don't think that I would feel as if she was giving up on me, if my doctor said, "You don't have to take it [the statin] anymore". Or else she would be a bad PCP." (P1)</p>	Confirming
D	<p>If my physician said I could continue or stop the statin, I would want the advice of a family member/a friend before making the decision.</p> 	<p>[Answering question of moderator asking if family members or friends should be involved in decision-making:]</p> <p>"No. No. I think, it would..." (P10)</p> <p>[Answering P10:] "It would be even more complicated." (P13)</p>	Confirming & expanding

Figure 4 Patient involvement and physician role in statin continuation or discontinuation decision.

Notes: Percentage of (dis)agreement showing complete disagreement and disagreement combined (in red), "don't know" (in orange), and agreement and complete agreement combined (in blue). Figure 4 contains sub-figures (A–D).

Abbreviation: PCP, primary care physician.

somewhat contradicts quantitative data, which showed an almost equal proportion of patients fearing and respectively not fearing a cardiovascular event after statin discontinuation (Figure 3D).

Patient Involvement and Physician Role in Statin Continuation or Discontinuation Decision

Quantitative and qualitative data confirmed each other as they both showed patient reluctance to decide about statin continuation or discontinuation and the important role physicians played in decision-making (Figure 4A–4C). They also both highlighted patient reluctance to involve family or friends in decision-making (Figure 4D). Qualitative data were also expanding as they showed the reasons for patient reluctance to decide about statin continuation or discontinuation (eg lacking medical expertise, especially in regard to fearing a cardiovascular event following statin discontinuation, Figure 4B). Qualitative data also expanded quantitative data by showing that patients especially valued involvement of their PCP in the decision-making process and could provide the reasons of their trust in their PCPs (eg knowing their medical history well or PCP expertise, Figure 4A and 4B). Qualitative data also showed that, although some patients trusted their physician, they were not willing to discontinue the statin without discussing it first and getting information (ie engaging in shared-decision making, Figure 4B). Furthermore, qualitative data showed that the level of trust patients put in their physicians seemed to influence the level of involvement they wanted in decision-making (Figure 4B). Qualitative data were also expanding by showing how patients wanted their physician to ensure them a safe discontinuation, mostly through a monitoring of cholesterol levels and a possible statin restart (Figure 4B).

Discussion

This study reveals important findings about patient perspectives regarding decision-making about statin continuation and discontinuation in primary CVD prevention in older adults. On the one hand, patients who saw their statin as protective or were focused on keeping low cholesterol levels were more willing to continue taking it. On the other hand, patients who thought they had a low CVD risk or who wished to reduce their medication burden or statin ADEs were more willing to discontinue it. Lack of expertise perceived by the patients to decide about statin continuation or discontinuation, uncertainty about statin indication, and fear of having a cardiovascular event after discontinuation, made many patients uncertain about deciding on their own to continue or discontinue the statin. In this context, patient trust in their PCP to support and guide decision-making emerged as central, while family or friend involvement was not desired.

The mixed-methods section showed that perception of statin necessity, or lack thereof, influenced patient willingness to continue or discontinue their statin. This factor was already highlighted in previous studies about deprescribing cardiovascular medications.^{15,28–30} In fact, patients viewing their cardiovascular medication as more than a necessity (ie an obligation) were more willing to continue it,^{28,29} while patients with a low self-perceived CVD risk deemed their cardiovascular medication less necessary and were more willing to discontinue it.^{15,28} Our mixed-methods analysis also showed that patients having statin ADEs could perceive that they were not benefiting from it and that those who did not have ADEs might find taking the statin less inconvenient. Previous studies about deprescribing cardiovascular medications also showed that ADEs played an important role in patient willingness to continue or discontinue the medication.^{31–34} Patients whose quality of life was reduced by the medication were unsure about its benefit and more willing to discontinue it.^{31,33} However, patients tended to put ADEs in perspective, balancing them against the reasons to take the medication (ie perceived benefit).³² Furthermore, patients who did not have any ADEs and did not feel any effect of the medication – as could happen with the statin – were unwilling to discontinue it.³⁴

Interestingly, although patients could cite factors influencing their willingness to continue or discontinue their statin, many were uncertain about wishing to continue or discontinue it if they were given the choice as shown by the confirming metainference in the mixed-methods section. A critical factor highlighted in the FGs was the fear of experiencing a cardiovascular event after statin discontinuation. Interestingly, the inferences showed a discordance between the qualitative and the quantitative data, where most patients felt protected by their statin but half of them were not afraid of a cardiovascular event after discontinuation. Concordant to our qualitative results, many studies about patient-reported barriers and facilitators to deprescribing cardiovascular medications found that fear about possible consequences of discontinuing a cardiovascular medication made patients uncertain or afraid to discontinue it.^{13,28–31,33} As the cardiovascular medications of interest of these studies were often antidiabetics, antihypertensives or beta-blockers, we can hypothesize that patients might be more uncertain or afraid to discontinue a medication that subjectively improves their health (eg less dizziness under beta-blockers) as opposed to a medication whose effect they do not physically feel, although they might theoretically know that it protects them.

In the context of patient uncertainty about statin continuation or discontinuation in primary CVD prevention, both the quantitative and qualitative data showed the key role that patients assigned to their PCPs to support them in decision-making, or even to decide for them. The importance of PCPs in patient decision-making about deprescribing cardiovascular medications was highlighted in previous studies that showed that patients particularly trusted their PCPs since they knew them well,^{15,28} and that some patients depended on their PCP for decision-making.³⁰ Furthermore, concordant with our results, previous studies found that a majority of older patients would be willing to discontinue a medication, including statins, if their physician said it was possible.^{14,35} However, patients showed different attitudes towards their own implication in decision-making about continuation or discontinuation, as suggested by our mixed-methods results and demonstrated in a previous study. Indeed, some patients might think they lack expertise to make a decision regarding statin continuation or discontinuation, and would thus refer decisions to healthcare providers.³⁶ Furthermore, while patients should be informed about medication changes, some might desire, while others might refuse, to have an active role in decision-making.³⁶

The main strength of this study is its mixed methods design, which allowed for a complementary exploration and highlighted older adults' main perspectives on statin continuation and discontinuation. However, the recruitment of

patients from a single hospital and the small sample size limit the validity of the triangulation of the quantitative and the qualitative data, as well as the generalizability of the results. Nevertheless, recruiting such patients is challenging and collecting their insights still brings important new knowledge. Another limitation is the lack of formal validation of the survey. However, most of our survey questions were adapted from or related to the rPATD, which is a tool validated for older adults, and the survey was revised by experts in mixed-methods and deprescription guidelines. The survey was also pilot-tested by patients.

Clinical Implications

Our study has several clinical implications. First, patient answers on willingness to continue or discontinue the statin show the importance of regularly assessing patient perspectives such as fear, sense of necessity, statin effects, and how these influence patient willingness to continue or discontinue their statin. Second, discussions about statin continuation or discontinuation should occur with physicians in whom patients trust. Patients should be informed about their medication indication, along with the current evidence on its efficacy and benefits, since medication intake should be acceptable to patients and concordant with their individual goals of care. Third, when considering statin continuation or discontinuation, it is important that trusted physicians evaluate the level of involvement in decision-making wished by each patient. To support patients wanting to actively participate in decision-making, physicians must be provided with tools (eg patient decision aids) to adequately convey and discuss the risks and benefits of the different options and to guide the discontinuation process and follow-up after discontinuation so that patients feel safe.

Conclusion

This study provides valuable insights on older adult perspectives on statin continuation and discontinuation in primary CVD prevention, highlighting factors that might influence willingness to continue or discontinue statins, uncertainty about statin continuation or discontinuation, and the importance of PCPs in the decision-making process.

Data Sharing Statement

The datasets used and/or analyzed during the current study are available from the corresponding author on reasonable request.

Ethics Approval and Informed Consent

Ethical approval was waived by the Human Research Ethics Committee of the Canton of Bern, Switzerland (Req-2020-03065), as the study did not fall under the Human Research Act. Our study complies with the Declaration of Helsinki.

All participants in this study provided written consent.

Consent for Publication

Participant informed consent included publication of anonymized responses.

Acknowledgments

The authors want to thank the different experts in mixed methods and deprescribing, who critically revised the survey and focus group guide, along with the Qualitative & Mixed Methods Learning Lab of the University of Michigan for providing us with the opportunity to present our results and receive critical feedback during its *Works-In-Progress* session.

Author Contributions

AS, CEA, LB and NR designed the study. CEA and LB collected the data. CEA and LB analyzed the data. BM participated in the execution of the study. BM, CEA and LB lead the drafting of the article. NR and AS critically reviewed the article. CA and NR supervised the whole study. All authors reviewed and gave feedback as well as final approval for the article submission and resubmission. All authors agree to take responsibility and be accountable for the contents of the article. All authors agreed on the journal choice for the article submission.

Funding

LB and NR were partly supported by a grant from the Swiss National Science Foundation (Grant ICT 33IC30-193052). CEA was supported by the Swiss National Science Foundation (Grant PZ00P3 201672). This project and LB were supported by a grant from the College of General Internal Medicine (Switzerland).

Disclosure

The authors declare that they have no competing interests.

References

- O'Keeffe AG, Nazareth I, Petersen I. Time trends in the prescription of statins for the primary prevention of cardiovascular disease in the United Kingdom: a cohort study using the health improvement network primary care data. *Clin Epidemiol*. 2016;8:123–132. doi:10.2147/CLEP.S104258
- Gu Q, Paulose-Ram R, Burt VL, Kit BK. Prescription cholesterol-lowering medication use in adults aged 40 and over: United States, 2003–2012. *NCHS Data Brief*. 2014;177:1–8.
- Canadian Institute for Health Information. Drug use among seniors in Canada; 2016. Available from: <https://www.cihi.ca/sites/default/files/document/drug-use-among-seniors-2016-en-web.pdf>. Accessed May 15, 2022.
- Afilalo J, Duque G, Steele R, Jukema JW, de Craen AJ, Eisenberg MJ. Statins for secondary prevention in elderly patients: a hierarchical Bayesian meta-analysis. *J Am Coll Cardiol*. 2008;51(1):37–45. doi:10.1016/j.jacc.2007.06.063
- Grundy SM, Stone NJ, Bailey AL, et al. for the American College of Cardiology/American Heart Association Task Force on Clinical Practice Guidelines. 2018 AHA/ACC/AACVPR/AAPA/ABC/ACPM/ADA/AGS/APHA/ASPC/NLA/PCNA Guideline on the Management of Blood Cholesterol: a Report of the American College of Cardiology/American Heart Association Task Force on Clinical Practice Guidelines. *Circulation*. 2019;139(25):e1082–e143. doi:10.1161/CIR.0000000000000625
- Armitage J, Baigent C, Barnes E; Cholesterol Treatment Trialists' Collaboration. Efficacy and safety of statin therapy in older people: a meta-analysis of individual participant data from 28 randomised controlled trials. *Lancet*. 2019;393(10170):407–415. doi:10.1016/S0140-6736(18)31942-1
- Byrne P, Cullinan J, Smith SM. Statins for primary prevention of cardiovascular disease. *BMJ*. 2019;367:15674. doi:10.1136/bmj.15674
- Chokshi NP, Messerli FH, Sutin D, Supariwala AA, Shah NR. Appropriateness of statins in patients aged ≥ 80 years and comparison to other age groups. *Am J Cardiol*. 2012;110(10):1477–1481. doi:10.1016/j.amjcard.2012.06.058
- Hippisley-Cox J, Coupland C. Unintended effects of statins in men and women in England and Wales: population based cohort study using the QRResearch database. *BMJ*. 2010;340:c2197. doi:10.1136/bmj.c2197
- Holmes HM, Todd A. The role of patient preferences in deprescribing. *Clin Geriatr Med*. 2017;33(2):165–175. doi:10.1016/j.cger.2017.01.004
- Linsky A, Meterko M, Bokhour BG, Stolzmann K, Simon SR. Deprescribing in the context of multiple providers: understanding patient preferences. *Am J Manag Care*. 2019;25(4):192–198. doi:10.7326/0003-4819-140-10-200405180-00009
- van der Ploeg MA, Floriani C, Achterberg WP, et al. Recommendations for (Dis)continuation of) Statin treatment in older adults: review of guidelines. *J Am Geriatr Soc*. 2020;68(2):417–425. doi:10.1111/jgs.16219
- Pickering AN, Hamm ME, Dawdani A, et al. Older patient and caregiver perspectives on medication value and deprescribing: a qualitative study. *J Am Geriatr Soc*. 2020;68(4):746–753. doi:10.1111/jgs.16370
- Qi K, Reeve E, Hilmer SN, Pearson S-A, Matthews S, Gnjidic D. Older peoples' attitudes regarding polypharmacy, statin use and willingness to have statins deprescribed in Australia. *Int J Clin Pharm*. 2015;37(5):949–957. doi:10.1007/s11096-015-0147-7
- Luymes CH, Boelhouwer NJ, Poortvliet RK, de Ruijter W, Reis R, Numans ME. Understanding deprescribing of preventive cardiovascular medication: a Q-methodology study in patients. *Patient Prefer Adherence*. 2017;11:975–984. doi:10.2147/PPA.S131625
- Tjia J, Kutner JS, Ritchie CS, et al. Perceptions of statin discontinuation among patients with life-limiting illness. *J Palliat Med*. 2017;20(10):1098–1103. doi:10.1089/jpm.2016.0489
- Pluye P, Hong QN. Combining the power of stories and the power of numbers: mixed methods research and mixed studies reviews. *Annu Rev Public Health*. 2014;35(1):29–45. doi:10.1146/annurev-publhealth-032013-182440
- Pazan F, Wehling M. Polypharmacy in older adults: a narrative review of definitions, epidemiology and consequences. *Eur Geriatr Med*. 2021;12(3):443–452. doi:10.1007/s41999-021-00479-3
- Setia MS. Methodology series module 5: sampling strategies. *Indian J Dermatol*. 2016;61(5):505–509. doi:10.4103/0019-5154.190118
- Fetters MD. Developing a joint display. In: Fargotstein LJA, Todorovic-Armdt L, editors. *The Mixed Methods Research Workbook: Activities for Designing, Implementing, and Publishing Projects*. California (USA): SAGE Publications, Inc.; 2019:193–210.
- Sandelowski M. Sample size in qualitative research. *Res Nurs Health*. 1995;18(2):179–183. doi:10.1002/nur.4770180211
- Rach C, Lukas J, Müller R, Sendler M, Simon P, Salloch S. Involving patient groups in drug research: a systematic review of reasons. *Patient Prefer Adherence*. 2020;14:587–597. doi:10.2147/PPA.S232499
- Reeve E, Low LF, Shakib S, Hilmer SN. Development and validation of the revised patients' Attitudes Towards Deprescribing (rPATD) questionnaire: versions for older adults and caregivers. *Drugs Aging*. 2016;33(12):913–928. doi:10.1007/s40266-016-0410-1
- Brunner L, Rodondi N, Aubert CE. Barriers and facilitators to deprescribing of cardiovascular medications: a systematic review. *BMJ Open*. 2022;12(12):e061686. doi:10.1136/bmjopen-2022-061686
- AM O'Connor. The things that are important to me when making a decision about tamoxifen; 1999. Available from: https://decisionaid.ohri.ca/docs/develop/Tools/Values_tamoxifen.pdf. Accessed May 15, 2022.
- Burnard P, Gill P, Stewart K, Treasure E, Chadwick B. Analysing and presenting qualitative data. *Br Dent J*. 2008;204(8):429–432. doi:10.1038/sj.bdj.2008.292
- Vaismoradi M, Turunen H, Bondas T. Content analysis and thematic analysis: implications for conducting a qualitative descriptive study. *Nurs Health Sci*. 2013;15(3):398–405. doi:10.1111/nhs.12048

28. Luymes CH, van der Kleij RM, Poortvliet RK, de Ruijter W, Reis R, Numans ME. Deprescribing potentially inappropriate preventive cardiovascular medication: barriers and enablers for patients and general practitioners. *Ann Pharmacother.* 2016;50(6):446–454. doi:10.1177/1060028016637181
29. Jansen J, McKinn S, Bonner C, Muscat DM, Doust J, McCaffery K. Shared decision-making about cardiovascular disease medication in older people: a qualitative study of patient experiences in general practice. *BMJ Open.* 2019;9(3):e026342. doi:10.1136/bmjopen-2018-026342
30. van Bussel E, Reurich L, Pols J, Richard E, Moll van Charante E, Ligthart S. Hypertension management: experiences, wishes and concerns among older people-A qualitative study. *BMJ Open.* 2019;9(8):e030742. doi:10.1136/bmjopen-2019-030742
31. Crutzen S, Baas G, Abou J, et al. Barriers and enablers of older patients to deprescribing of cardiometabolic medication: a focus group study. *Front Pharmacol.* 2020;11:1268. doi:10.3389/fphar.2020.01268
32. Benson J, Britten N. What effects do patients feel from their antihypertensive tablets and how do they react to them? Qualitative analysis of interviews with patients. *Fam Pract.* 2006;23(1):80–87. doi:10.1093/fampra/cmi081
33. Goyal P, Requijo T, Siceloff B, et al. Patient-reported barriers and facilitators to deprescribing cardiovascular medications. *Drugs Aging.* 2020;37(2):125–135. doi:10.1007/s40266-019-00729-x
34. van Middelaar T, Ivens SD, van Peet PG, et al. Prescribing and deprescribing antihypertensive medication in older people by Dutch general practitioners: a qualitative study. *BMJ Open.* 2018;8(4):e020871. doi:10.1136/bmjopen-2017-020871
35. Rozsnyai Z, Jungo KT, Reeve E, et al. What do older adults with multimorbidity and polypharmacy think about deprescribing? The LESS study - A primary care-based survey. *BMC Geriatr.* 2020;20(1):435. doi:10.1186/s12877-020-01843-x
36. Weir K, Nickel B, Naganathan V, et al. Decision-making preferences and deprescribing: perspectives of older adults and companions about their medicines. *J Gerontol B Psychol Sci so Sci.* 2018;73(7):e98–e107. doi:10.1093/geronb/gbx138

Patient Preference and Adherence

Dovepress

Publish your work in this journal

Patient Preference and Adherence is an international, peer-reviewed, open access journal that focusing on the growing importance of patient preference and adherence throughout the therapeutic continuum. Patient satisfaction, acceptability, quality of life, compliance, persistence and their role in developing new therapeutic modalities and compounds to optimize clinical outcomes for existing disease states are major areas of interest for the journal. This journal has been accepted for indexing on PubMed Central. The manuscript management system is completely online and includes a very quick and fair peer-review system, which is all easy to use. Visit <http://www.dovepress.com/testimonials.php> to read real quotes from published authors.

Submit your manuscript here: <https://www.dovepress.com/patient-preference-and-adherence-journal>