

Olmesartan medoxomil: current status of its use in monotherapy

Hans R Brunner

Lausanne University, Lausanne and
Medizinische Poliklinik,
Universitaetsspital, Basel, Switzerland

Abstract: Olmesartan medoxomil is an angiotensin II receptor antagonist. In pooled analyses of seven randomized, double-blind trials, 8 weeks' treatment with olmesartan medoxomil was significantly more effective than placebo in terms of the response rate, proportion of patients achieving target blood pressure (BP) and mean change from baseline in diastolic (DBP) and systolic blood pressure (SBP). Olmesartan medoxomil had a fast onset of action, with significant between-group differences evident from 2 weeks onwards. The drug was well tolerated with a similar adverse event profile to placebo. In patients with type 2 diabetes, olmesartan medoxomil reduced renal vascular resistance, increased renal perfusion, and reduced oxidative stress. In several large, randomized, double-blind trials, olmesartan medoxomil 20 mg has been shown to be significantly more effective, in terms of primary endpoints, than recommended doses of losartan, valsartan, irbesartan, or candesartan cilexetil, and to provide better 24 h BP protection. Olmesartan medoxomil was at least as effective as amlodipine, felodipine and atenolol, and significantly more effective than captopril. The efficacy of olmesartan medoxomil in reducing cardiovascular risk beyond BP reduction is currently being investigated in trials involving patients at high risk due to atherosclerosis or type 2 diabetes.

Keywords: olmesartan medoxomil, hypertension, angiotensin receptor antagonist

Introduction

Individuals with hypertension are at a significantly greater risk of morbidity and mortality from cardiovascular disease. The largest study of the effects of hypertension on cardiovascular risk comes from analysis of data from more than one million adults who had no known baseline cardiovascular disease. This meta-analysis revealed a linear relationship between cardiovascular risk and increasing systolic blood pressure (SBP) in which each increase of 20 mmHg in SBP was associated with a doubling of cardiovascular risk in patients aged 40–60 (Lewington et al 2002). More recently, the INTERHEART study has demonstrated that hypertension is one of the most potent predictors of myocardial infarction (Yusuf et al 2004).

The benefits of BP reduction in reducing morbidity and mortality in conditions associated with hypertension have been clearly shown. In clinical trials, treating hypertension reduced the incidence of stroke by 35%–40%, myocardial infarction by 20%–25%, and heart failure by >50% (Chobanian et al 2003). Thus, in patients with uncomplicated hypertension, the minimal goal of therapy is a systolic blood pressure (SBP) of <140 mmHg and a diastolic blood pressure (DBP) of <90 mmHg (Chobanian et al 2003) or <80 mmHg (ESH–ESC 2003). In hypertensive patients with diabetes or renal disease, the goals are <80 mmHg and <130 mmHg.

Angiotensin II is a potent vasoconstrictor and the primary effector of the renin–angiotensin system (RAS), which plays a central role in the regulation of BP (Brunner et al 1993). Evidence suggests that increased angiotensin II levels are an independent risk factor for cardiac disease (Brunner 2001). Thus, the development of treatments like angiotensin-converting enzyme (ACE) inhibitors, which inhibit the activity of

Correspondence: Hans R Brunner
Bahnhofstrasse 50, 4125 Riehen,
Switzerland
Tel +41 61 641 25 10
Fax +41 61 641 25 10
Email hrbrunner13@bluewin.ch

the RAS, provided an effective approach to the treatment of hypertension. However, ACE inhibitors are associated with various adverse effects such as cough and angioedema (Fletcher et al 1994; Vleeming et al 1998) and further research and clinical development has led to the development of highly specific angiotensin II receptor antagonists.

Angiotensin II receptor antagonists inhibit the RAS at the level of the angiotensin II type 1 receptor, thereby providing effective antihypertensive efficacy without the side effects associated with ACE inhibitors. Angiotensin II receptor antagonists have proven efficacy in treating hypertension (Burnier and Brunner 2000), and a tolerability profile similar to placebo (Mazzolai and Burnier 1999). Furthermore, the initial use of one of these agents has been shown to increase long-term patient persistence rates compared with those for patients initially prescribed ACE inhibitors, calcium channel antagonists, beta-blockers, or thiazide diuretics (Conlin et al 2001).

Olmesartan medoxomil is a nonpeptide angiotensin II receptor antagonist that selectively and competitively inhibits the type 1 angiotensin II receptor (Mizuno et al 1995). Olmesartan medoxomil is administered once daily for the treatment of hypertension (Nussberger and Koike 2004). The agent has low potential for interaction with other drugs, and has been shown to be at least as effective as a number of other commonly used antihypertensive drugs. This article reviews the use of olmesartan medoxomil as monotherapy in patients with hypertension.

Pharmacological properties

Pharmacodynamics

Olmesartan medoxomil is a nonpeptide angiotensin II receptor antagonist. The drug acts by selectively blocking angiotensin II type 1 receptor sites in vascular smooth muscle, thereby inhibiting the vasoconstrictor effects of angiotensin II. In salt-restricted hypertensive adults, a single dose of olmesartan medoxomil lowered mean 24 h ambulatory BP and increased renin and angiotensin II concentrations in the plasma (Puchler et al 1997).

In bovine cerebellar membranes, olmesartan competitively inhibited binding of [¹²⁵I]-angiotensin II to angiotensin II type 1 receptors, but not to type 2 receptors (Mizuno et al. 1995). Olmesartan and the active metabolite of losartan (EXP3174) both antagonized contraction induced by angiotensin II in a dose-dependent manner in guinea pig aortic tissue. However, olmesartan medoxomil 0.3 nmol/L

inhibited approximately 90% of the contractile response, whereas the same concentration of EXP3174 inhibited contraction by approximately 35%. The inhibitory effects of olmesartan and EXP3174 lasted for <90 and <60 minutes, respectively (Mizuno et al 1995).

In rats, olmesartan medoxomil inhibited the angiotensin II-induced pressor response (Mizuno et al 1995; Koike et al 2001), and prevented production of markers of early cardiovascular inflammation (Usui et al 2000), myocardial remodeling (Takemoto et al 1997), and cardiac fibrosis (Tomita et al 1998) induced by inhibition of nitric oxide synthesis. Olmesartan medoxomil also reduced urinary protein excretion in a dose-dependent fashion in Zucker diabetic fatty rats (Koike 2001) and spontaneously hypertensive rats (Koike et al 2001). In animal models of atherosclerosis, olmesartan medoxomil has been shown to reduce the area of aortic plaque lesions and to reduce intimal thickening in cross sections of the aorta (Koike 2001; Koike et al 2001).

Pharmacokinetics

Olmesartan medoxomil is a prodrug that is rapidly hydrolyzed into olmesartan in the gastrointestinal tract. Olmesartan is rapidly absorbed from the gastrointestinal tract into the body, with a maximum plasma concentration (C_{max}) of 0.22–2.1 mg/L and time to C_{max} of 1.4–2.8 h following administration of olmesartan medoxomil 10–160 mg (Schwocho and Masonson 2001). For the same doses, the mean area under the concentration-time curve (AUC) was 1.6–19.9 mgh/L.

Olmesartan is the only metabolite of olmesartan medoxomil, and is excreted in the feces (~60%) and the urine. Following the administration of olmesartan medoxomil 20 mg to healthy volunteers, the mean terminal elimination half-life was 12–18 h (Schwocho and Masonson 2001). This relatively long half-life means angiotensin II type 1 receptor binding can be achieved with once-daily administration (Wehling 2004), which compares favorably with the half-lives of some other angiotensin II receptor antagonists: irbesartan (11–15 h), losartan (2 h) and its active metabolite (4–5 h), and valsartan (6 h).

Although the AUC increased in elderly patients, and the AUC and C_{max} increased and renal clearance decreased in patients with renal impairment, dosage adjustment should not be necessary in elderly patients or those with mild-to-moderate renal impairment (Brunner 2002).

Olmesartan is not metabolized by cytochrome P-450 enzymes and is therefore unlikely to interact with drugs that inhibit, induce, or are metabolized by cytochrome P-450 enzymes (Wehling 2004). In drug interaction studies, there were no clinically significant effects on the pharmacokinetic properties of either drug when olmesartan medoxomil was coadministered with warfarin, digoxin, or aluminum magnesium hydroxide (Wehling 2004).

Clinical trials

Placebo-controlled trials

The efficacy of olmesartan medoxomil compared with placebo in adults with mild-to-moderate essential hypertension has been reviewed previously in pooled analyses (Neutel 2001; Puchler et al 2001; Brunner 2004). These analyses included 7 randomized, double-blind, multicenter phase II or III trials, conducted in the US or EU. All studies included placebo run-in periods and were of a duration of at least 8 weeks. Studied doses ranged from 2.5 mg to 80 mg; this review will focus on the doses recommended in the EU: 10 mg (starting dose), 20 mg (optimal dose), and 40 mg (maximum dose). The primary endpoints were as follows: the proportion of patients achieving a sitting DBP response (sitting DBP \geq 90 mmHg or reduced by \leq 10 mmHg from baseline); the proportion of patients achieving a target sitting DBP of \leq 90 mmHg; and the change from baseline in mean sitting DBP (Neutel 2001; Puchler et al 2001). Efficacy analyses included all patients who received at least one dose of study medication and had at least one follow-up measurement of any efficacy variable.

A total of 3055 patients were randomized to treatment. Of these, 544 received placebo and 522, 562, and 195 received olmesartan medoxomil 10 mg, 20 mg, and 40 mg, respectively. At baseline, the mean sitting DBP and SBP were approximately 104 mmHg and 160 mmHg (Neutel 2001; Sankyo Pharma GmbH 2002). The mean age of patients was ~55 years (range 22–92); with the majority of patients aged $<$ 65 years (80%) and Caucasian (87–88%) (Puchler et al 2001).

After treatment for 8 weeks, olmesartan medoxomil was significantly more effective than placebo in terms of the proportion of patients achieving target sitting DBP, and the mean change from baseline in sitting DBP (Figures 1b, and 1c). Significant differences between olmesartan medoxomil and placebo in these endpoints were observed from the first assessment (week 2) onwards (Figures 1b, and 1c) (Sankyo Pharma GmbH 2002).

The proportions of placebo and olmesartan medoxomil 10 mg, 20 mg, and 40 mg recipients who achieved target sitting SBP \leq 140 mmHg were 20%, 29%, 34%, and 34% after treatment for 2 weeks (Sankyo Pharma GmbH 2002) and 20%, 41%, 45%, and 49% after treatment for 8 weeks (Puchler et al 2001) ($p < 0.001$ vs placebo) (Figure 1a). The mean reduction in sitting SBP after two weeks was 4.62 mmHg for placebo recipients, compared with 11.55 mmHg, 12.55 mmHg, and 13.08 mmHg for olmesartan medoxomil 10 mg, 20 mg, and 40 mg recipients ($p < 0.001$) (Sankyo Pharma GmbH 2002). Respective reductions after treatment for 8 weeks were 6.76 mmHg compared with 15.99 mmHg, 16.94 mmHg, and 20.65 mmHg ($p < 0.001$) (Puchler et al 2001).

All doses of olmesartan medoxomil were well tolerated, with a similar adverse event profile to placebo and no apparent dose-related trends (Table 1) (Puchler et al. 2001). The majority of events were mild or moderate in severity. Seven adverse events were pre-defined as being of special interest (headache, cough, angioedema, hypotension, hyperkalemia, gastrointestinal disorders, and liver and biliary function disorders). The most common adverse event was headache, which was experienced by more (numerically) placebo than olmesartan medoxomil recipients (Table 1). No patients experienced angioedema, while hypotension and hyperkalemia were very rare (Table 1). Slightly more olmesartan medoxomil than placebo recipients

Table 1 Tolerability of olmesartan medoxomil 10 mg, 20 mg and 40 mg compared with placebo in a pooled analysis of 7 randomized, double-blind, multicenter trials: percentage of patients experiencing adverse events (AEs) (Puchler et al 2001)

	Olmesartan medoxomil			Placebo
	10 mg (n=528)	20 mg (n=900)	40 mg (n=370)	(n=555)
Treatment-emergent	49.1	50.6	40.3	47.2
Drug-related ^a	21.8	23.7	19.7	22.0
Serious	1.43	1.93	2.12	1.37
Withdrawals because of AEs	1.9	1.7	1.6	1.1
<i>AEs of special interest</i>				
Headache	6.3	6.4	4.3	9.4
Cough	1.5	1.4	0.8	1.1
Hypotension	0.0	0.1	0.0	0.0
Angioedema	0.0	0.0	0.0	0.0
Hyperkalemia	0.0	0.2	0.0	0.0
Gastrointestinal disorders	7.2	8.3	6.5	5.2
Liver and biliary function disorders	4.0	3.0	2.4	3.6

Note: ^aAt least remotely related to treatment.

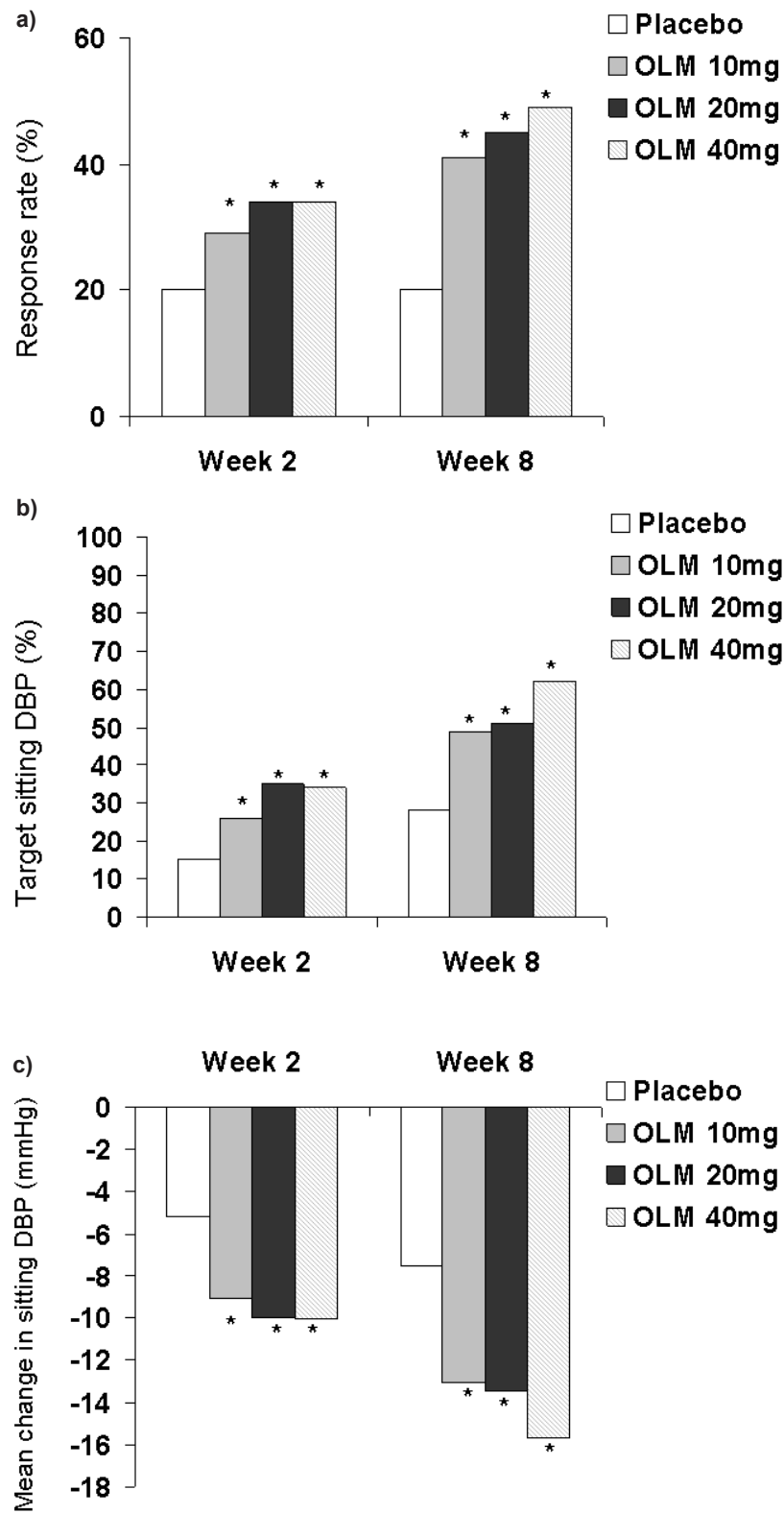


Figure 1 Efficacy of olmesartan medoxomil (OLM) at 2- (Sankyo Pharma GmbH 2002) and 8- (Puchler et al 2001) weeks in a pooled analysis of 7 placebo-controlled trials: primary efficacy endpoints.

- a) The proportion of patients achieving a target sitting systolic blood pressure ≤ 140 mmHg
- b) The proportion of patients achieving a target sitting diastolic blood pressure (DBP) of ≤ 90 mmHg.
- c) Mean change from baseline in sitting DBP.

Note: * $p < 0.001$

experienced gastrointestinal-related disorders, while the incidence of liver and biliary function disorders was similar across the groups (Table 1). Other common adverse events included upper-respiratory tract infection, influenza-like symptoms, bronchitis, and dizziness, all of which were experienced by similar proportions of patients in the placebo and olmesartan medoxomil groups. There were no clinically significant changes in any of the laboratory variables assessed.

Target organ protection

In patients with diabetes, increased renal and intra-renal activity of the RAS can contribute to the development of diabetic renal damage by increasing renovascular resistance and intraglomerular pressure. The effects of angiotensin II receptor blockade on renal hemodynamics in patients with type 2 diabetes have been studied in a randomized, placebo-controlled study involving olmesartan. When normotensive or hypertensive patients with type 2 diabetes received olmesartan medoxomil 40 mg (n=19) or placebo (n=16) for 12 weeks olmesartan medoxomil decreased renal vascular resistance, increased renal perfusion and reduced oxidative stress (Fliser et al 2005). In addition to significantly reducing mean ambulatory 24 h, daytime, and nighttime DBP and SBP from baseline, olmesartan medoxomil significantly (p<0.05) increased renal plasma flow (from 602–628 mL/min/1.73 m²) and decreased filtration fraction and renovascular resistance. Plasma concentrations of 8-isoprostane 15(S)-8-prostaglandin F_{2a}, a biochemical marker of oxidative stress, also decreased significantly with olmesartan medoxomil (p<0.05). In contrast, patients who received placebo showed no significant effect on BP, a significant decrease in renal plasma flow and increase in filtration fraction (p<0.05), and a non-significant increase in renovascular resistance. In patients with type 2 diabetes, such changes in renal hemodynamics and oxidative stress may contribute to the beneficial long-term renal effects of angiotensin II blockade with agents such as olmesartan medoxomil.

Patients with hypertension frequently suffer from other conditions that increase their risk of cardiovascular disease, such as atherosclerosis. Chronic vascular inflammation is believed to play a major role in atherosclerosis and the European Trial on Olmesartan and Pravastatin in Inflammation and Atherosclerosis (EUTOPIA) set out to investigate the effects of olmesartan medoxomil 20 mg on markers of vascular inflammation. In this double-blind, placebo-controlled multicenter study, patients with essential

hypertension and signs of vascular microinflammation were randomly allocated to treatment with olmesartan medoxomil (n=100) or placebo (n=99) for 12 weeks (Fliser et al 2004). After 6 weeks, all patients also received once-daily pravastatin 20 mg. After treatment for 6 weeks, olmesartan medoxomil reduced serum levels of high-sensitivity C-reactive protein (hsCRP), a strong predictor of cardiovascular events, by 15% from baseline (p<0.05). Olmesartan medoxomil also significantly reduced levels of high-sensitivity tumor necrosis factor- α (hsTNF- α) by 8.9% (p<0.02), interleukin-6 (IL-6) by 14.0% (p<0.05) and monocyte chemotactic protein-1 by 6.5% (p<0.01). In contrast, there were no major changes in the placebo (ie, BP reduction) group. At the end of the trial, olmesartan medoxomil plus pravastatin, but not placebo plus pravastatin, had further reduced levels of hsCRP (21.1%, p<0.01), hsTNF- α (13.6%, p<0.01), and IL-6 (18.0%, p<0.01). These anti-inflammatory changes indicate that olmesartan medoxomil, in addition to its BP-lowering effects, may produce beneficial effects on atherosclerosis and thus on overall cardiovascular risk in patients with hypertension who have atherosclerosis, or are at risk of developing it.

Comparative trials with olmesartan medoxomil Versus other angiotensin II receptor antagonists

The first study to evaluate the comparative efficacy and tolerability of olmesartan medoxomil with another angiotensin II receptor antagonist was a double-blind, randomized, parallel-group study in which 316 patients with mild-to-moderate hypertension (DBP 95–114 mmHg) were treated with either olmesartan medoxomil or losartan for 12 weeks. After 2, 4, and 12 weeks, DBP showed significantly greater reductions with olmesartan medoxomil (8.4 mmHg, 9.1 mmHg, 10.6 mmHg, respectively) than with losartan (6.2 mmHg, 6.4 mmHg, 8.5 mmHg, respectively; 95% confidence index [CI] below zero). The changes in SBP at these time points were also significantly greater with olmesartan 10 mg once daily (12.1 mmHg, 13.0 mmHg, 14.9 mmHg) than with losartan 50 mg once daily (7.6 mmHg, 9.5 mmHg, 11.6 mmHg, 95% CI below zero). The proportion of responders (DBP <90 mmHg and/or reduced by \geq 10 mmHg from baseline) was also significantly greater with olmesartan medoxomil than losartan at weeks 2 (45% vs 30%, respectively p<0.01) and 4 (54% vs 32%, respectively

$p < 0.01$), and numerically greater at week 12 (63% vs 52%, respectively) (Stumpe and Ludwig 2002; Stumpe 2004).

The efficacy of olmesartan medoxomil has also been compared with other angiotensin II receptor antagonists in two multicenter, randomized, double-blind, parallel-group trials (Oparil et al 2001; Brunner et al 2003) which had either a 2- (Brunner et al 2003) or 4-week (Oparil et al 2001) placebo run-in period before treatment. In the trial reported by Oparil and colleagues (2001), 588 patients with a mean cuff DBP of 100–115 mmHg and ambulatory daytime DBP ≥ 90 mmHg and < 120 mmHg were randomized to receive once-daily olmesartan medoxomil 20 mg or losartan (50 mg), valsartan (80 mg) or irbesartan (150 mg; at the time that this study was initiated, these were the recommended starting doses for each agent) (Oparil et al 2001) After treatment for 8 weeks, olmesartan medoxomil reduced the mean sitting cuff DBP (primary endpoint) from baseline by significantly more than losartan, valsartan, or irbesartan (Table 2); significant between-group differences in this endpoint were observed from the first assessment point (2 weeks) onwards. Although olmesartan medoxomil reduced the mean sitting cuff SBP numerically more than the other agents, these differences did not reach statistical significance (Table 2). The mean ambulatory 24 h DBP was reduced significantly more in the olmesartan medoxomil group than the losartan,

valsartan or irbesartan groups (Table 2). Olmesartan medoxomil also reduced the mean ambulatory 24 h SBP, daytime DBP and SBP, and nighttime SBP by significantly more than losartan or valsartan, and the mean ambulatory nighttime DBP by significantly more than valsartan (Table 2).

The trial by Brunner and colleagues (2003) compared once-daily olmesartan medoxomil 20 mg with candesartan cilexetil 8 mg in 635 patients with a trough mean sitting DBP of 100–120 mmHg and SBP > 150 mmHg after withdrawal of existing antihypertensive agents (Brunner et al 2003). After treatment for 8 weeks, olmesartan medoxomil recipients had a significantly greater reduction from baseline in mean ambulatory daytime DBP (primary endpoint) than candesartan cilexetil recipients (Table 2). Olmesartan medoxomil had an early onset of action; after 1 and 2 weeks of treatment, the mean decreases in daytime DBP were 72% and 90% of those observed at 8 weeks, compared with 68% and 78% with candesartan cilexetil. Olmesartan medoxomil also reduced mean ambulatory 24 h DBP and daytime SBP by significantly more than candesartan cilexetil (Table 2). It should be noted that the dose selection in this comparison reflected the current recommended maintenance doses according to product information, at the time of study development, as required by regulatory authorities for head-to-head trials.

Table 2 Mean reduction from baseline in cuff and ambulatory blood pressure (mmHg) after 8 weeks of treatment with angiotensin II receptor blockers in two multicenter, double-blind trials. In the Oparil et al (2001) trial, the mean cuff diastolic blood pressure (DBP) and systolic blood pressure (SBP) values at baseline were 104 mmHg and 155–157 mmHg. In the Brunner et al (2003) study, the mean ambulatory daytime DBP and SBP were ≈ 95 mmHg and ≈ 149 mmHg at baseline

	Oparil et al 2001				Brunner et al 2003	
	Olmesartan medoxomil 20 mg (n=145)	Losartan 50 mg (n=146)	Valsartan 80 mg (n=142)	Irbesartan 150 mg (n=145)	Olmesartan medoxomil 20 mg (n=312)	Candesartan cilexetil 8 mg (n=323)
Cuff measurements						
DBP ^a	11.5	8.2***	7.9***	9.9*	15.8	15.1
SBP	11.3	9.5	8.4	11.0	21.2	21.1
Ambulatory measurements						
24 h						
DBP	8.5	6.2*	5.6*	7.4*	9.1	7.7*
SBP	12.5	9.0*	8.1*	11.3	12.7	11.0
Day						
DBP ^b	10.2	7.2**	7.0***	8.8	9.3	7.8*
SBP	14.7	10.9**	10.2**	13.8	13.0	11.1*
Night						
DBP	6.8	5.2	4.2**	5.9	7.9	6.7
SBP	10.3	7.3*	6.1**	8.8	10.9	9.7

Note: ^aPrimary endpoint in the trial by Oparil et al (2001); ^bPrimary endpoint in the trial by Brunner et al (2003); * $p \leq 0.05$; ** $p \leq 0.005$; *** $p \leq 0.0005$ vs olmesartan medoxomil.

A smaller open-label trial has compared the effects of once-daily olmesartan medoxomil 20 mg with valsartan 160 mg in 114 patients using ambulatory blood pressure monitoring (ABPM) with DBP >95 mmHg and <110 mmHg (Destro et al 2005). After 8 weeks of treatment, both olmesartan medoxomil and valsartan significantly reduced mean ambulatory 24 h DBP (by 11.2 mmHg and 12.2 mmHg, respectively) and SBP (14.6 mmHg and 15.7 mmHg, respectively), daytime DBP (11.8 mmHg and 12.7 mmHg, respectively) and SBP (15.0 mmHg and 16.0 mmHg, respectively), and nighttime DBP (9.7 mmHg and 10.8 mmHg) and SBP (13.7 mmHg and 14.5 mmHg) from baseline ($p < 0.001$). It should be noted that these results were achieved with a relatively high dose of valsartan. In Europe, the recommended dose is 80 mg, with higher doses recommended for patients who require further BP lowering.

Versus a calcium channel blocker

In two multicenter, randomized, parallel-group trials with placebo run-in periods, olmesartan medoxomil 20 mg was compared with the calcium channel blockers amlodipine 5 mg (Chrysant et al 2003) and felodipine 5 mg (Stumpe and Ludwig 2002) in patients with mild-to-moderate hypertension.

When the trial comparing olmesartan medoxomil with amlodipine was published (Chrysant et al 2003), amlodipine was the most widely prescribed antihypertensive agent for patients with mild-to-moderate hypertension. In this trial, 440 patients were randomized 3:3:1 to one of the active treatments or placebo. After treatment for 8 weeks, olmesartan medoxomil and amlodipine both reduced mean 24 h ambulatory DBP (primary endpoint) and SBP from baseline by significantly ($p < 0.001$) more than placebo (DBP 7.7 mmHg and 7.0 mmHg vs 1.4 mmHg; SBP 12.2 mmHg and 12.3 mmHg vs 2.3 mmHg). Ninety percent CI comparing the mean change between olmesartan and amlodipine were -1.88 , 0.47 and -1.96 , 1.96 , for 24 h DBP and SBP, respectively. Control rates of mean 24 h DBP <85 mmHg and SBP <130 mmHg were assessed, olmesartan medoxomil was significantly ($p \leq 0.01$) superior to both amlodipine and placebo. Using these criteria, for the olmesartan medoxomil, amlodipine and placebo groups the 24 h ambulatory control rates were 48.0%, 34.3%, and 11.1% (DBP) and 33.9%, 17.4%, and 3.7% (SBP), respectively. Absolute differences between the 90% CI Both agents were well tolerated; the overall incidence of treatment-emergent adverse events did not differ significantly among the three groups (25.8%–35.5%), and most adverse events were mild or moderate in

severity and judged to be remotely or definitely not related to treatment. As would be expected from the established tolerability profile of amlodipine, the incidence of edema was higher in the amlodipine group (9.1%) than the olmesartan medoxomil (4.3%) or placebo (4.5%) groups, as was the incidence of nausea (2.7%, 0%, and 0%). It should be noted that at the time of study design development target DBP <85 mmHg was considered clinically appropriate.

In the other trial, 187 patients received olmesartan medoxomil 20 mg once daily and 194 received felodipine 5 mg once daily (Stumpe and Ludwig 2002). The dose of each medication could be doubled for non-responders after 4 weeks. After treatment for 12 weeks, there was no significant difference between olmesartan medoxomil and felodipine in reductions from baseline for mean sitting DBP (17.5 mmHg and 17.0 mmHg) and SBP (19.9 mmHg and 19.1 mmHg). The responder rates were 82.8% for olmesartan medoxomil and 83.3% for felodipine. Both agents were well tolerated; however, as expected, the incidence of edema was higher with felodipine (2.6%) than olmesartan (0%).

Versus an angiotensin-converting enzyme inhibitor

Olmesartan medoxomil 5 mg once daily was compared with captopril 12.5 mg twice daily in 291 patients with mild-to-moderate hypertension (mean sitting DBP 95–114 mmHg) in a multicenter, randomized, double-blind trial (Williams 2001; Stumpe and Ludwig 2002). The dose of either medication could be doubled after 4 weeks and again after 8 weeks for non-responders. After 12 weeks, olmesartan medoxomil reduced mean sitting DBP and SBP from baseline by significantly more than captopril (9.9 mmHg vs 6.8 mmHg, 95% CI 4.8, 1.5 [DBP]; 14.7 mmHg vs 7.1 mmHg, 95% CI 10.4, 4.7 [SBP]). Additionally, the response rate was significantly higher for olmesartan medoxomil recipients (53% vs 38%, $p < 0.01$). The average final dose for olmesartan medoxomil was 10.4 mg once daily (41.7% of patients were on the 5 mg dose) and for captopril was 37.0 mg twice daily (54.9% of patients on the 50 mg dose) after 12 weeks.

Versus a beta-blocker

In a double-blind study, 326 patients with mild-to-moderate hypertension (mean sitting DBP 95–114 mmHg) were randomized to receive once-daily olmesartan medoxomil 10 mg or atenolol 50 mg for 12 weeks; after 4 weeks, the dose of either medication could be doubled for non-responders (Van Mieghem 2001; Stumpe and Ludwig 2002).

After treatment for 12 weeks, both olmesartan medoxomil and atenolol reduced mean sitting DBP from baseline by a similar amount (14.2 mmHg and 13.9 mmHg), whereas olmesartan medoxomil reduced mean sitting SBP by significantly more than atenolol (21.2 mmHg vs 17.1 mmHg, 95% CI 6.6, 1.6).

Recent, forthcoming and ongoing studies with olmesartan medoxomil

The OLMesartan: reduction of Blood Pressure in the treatment of patients suffering from mild-to-moderate ESentTial hypertension (OlmeBEST) study is a recent multinational, parallel group, partially-randomised double-blind study which involved more than 1600 patients with hypertension from Austria, Belgium, Germany, the Netherlands, and the UK. After a 2-week placebo run-in, patients received olmesartan medoxomil 20 mg/day open label for 8 weeks. After this, patients who did not achieve a DBP of <90 mmHg were randomised to 4 weeks of treatment with olmesartan medoxomil 40 mg/day or olmesartan medoxomil 20 mg/day plus hydrochlorothiazide 12.5 mg/day. Interim results from Germany (n=823) for the open label phase showed that DBP and SBP had been reduced by 11.8 mmHg and 17.1 mmHg, respectively (Ewald et al 2005).

Renin–angiotensin blockade

It has been shown that certain angiotensin receptor blockers (ARBs), including losartan and valsartan, do not produce complete 24 h receptor blockade at their recommended doses (Maillard et al 2002). Combining an ACE inhibitor with an ARB could be used to prolong and increase RAS blockade. However, such an approach would of course expose patients to the risk of ACE inhibitor-associated side effects such as cough.

A recent double-blind cross-over study in healthy normotensive males investigated the effects of RAS blockade with the olmesartan medoxomil 20 mg, 40 mg and 80 mg, and compared this with the ACE inhibitor lisinopril 20 mg alone, or combined with olmesartan medoxomil 20 mg or 40 mg. The primary end-point was the degree of RAS blockade as assessed by SBP response to intravenously administered angiotensin I. At trough, the SBP response was 58% to either lisinopril 20 mg or olmesartan medoxomil 20 mg, 76% to olmesartan 80 mg and 80% to olmesartan medoxomil 20 mg plus lisinopril 20 mg. Thus, the 80 mg dose of olmesartan medoxomil was as effective as a lower dose combined with an ACE inhibitor (Hasler et al 2005).

This shows that using a higher dose of olmesartan medoxomil can produce an almost complete 24 h RAS blockade. Such a treatment strategy is preferable since it would of course be free from the side effect concerns associated with the use of an ACE inhibitor.

General practice

Patients with hypertension usually respond well to appropriate intervention in the setting of controlled clinical trials. However, the situation in general practice is less certain and issues such as compliance and the lower frequency of patient–physician meetings have the potential to reduce the efficacy of treatment. In this context, two studies have assessed the efficacy and tolerability of olmesartan medoxomil in patients with hypertension in a general practice situation.

The OlmePAS study enrolled more than 12 000 patients in Germany. Physicians in more than 3400 clinical practices were involved in the study. The initial results indicate that olmesartan 20 mg was the most frequently prescribed dose and that after 12 weeks of treatment the mean decrease from baseline was 28.4 mmHg SBP and 14.2 mmHg for DBP (Scholze and Ewald 2005). The OlmeTEL study (Olmetec zur Behandlung von Patienten mit essentialer Hypertonie. Telemonitoring Blutdruck) (n=53) assessed the feasibility of using BP self-monitoring (BPSM) to monitor treatment with olmesartan medoxomil in a study carried out in 27 clinical practices in Germany. The median dose of olmesartan medoxomil was 20 mg, and after 12 weeks, decreases from baseline of 27.6 mmHg and 16.0 mmHg were seen in office SBP and DBP, respectively (Mengden et al 2004). Thus, in a general practice setting, olmesartan medoxomil produces BP reductions that are of a similar magnitude to those seen in controlled clinical studies.

24 hour blood pressure control

BP shows a natural diurnal variation in both normotensive and hypertensive individuals (Muller et al 1985). During the early morning there is a ‘surge’ in BP which has been shown to coincide with an increase in the rate of cardiovascular events, including myocardial infarction and sudden cardiac death (Cohen et al 1997). Blood pressure measurement using ABPM enables the efficacy of antihypertensive treatments to be assessed throughout the whole of a 24 h dosing period. This method of assessing antihypertensive efficacy was used in the comparative studies by Oparil and colleagues (2001) and Brunner and colleagues (2003). A recent post-hoc analysis of the results

reported by Oparil and colleagues (2001) showed that the mean reductions from baseline after 8 weeks with olmesartan medoxomil 20 mg were greater than those with valsartan 80 mg for SBP and DBP for all dosing periods analysed (Figure 2). These periods included the whole of the 24 h dosing period, daytime and night-time periods and the last 4 h and 2 h of ABPM, which is the time associated with the early morning 'surge' in BP. The reductions from baseline with olmesartan medoxomil were also greater than those seen with losartan 50 mg for SBP for all dosing periods analysed and were numerically greater than those produced by irbesartan 150 mg (Smith et al 2005). A similar post-hoc analysis of the study reported by Brunner et al. also showed that olmesartan medoxomil provided BP control over 24 h in terms of the proportions of patients achieving ABPM goals and larger decreases from baseline during the last 4 h and 2 h of ABPM (Brunner and Arakawa 2005).

Target organ protection

Type 2 diabetes is strongly associated with hypertension and kidney damage. The first clinically detectable sign of renal disease is microalbuminuria which is a predictor for nephropathy as well as cardiovascular disease (Mogensen 2002). Studies have shown that angiotensin II receptor antagonists have renoprotective effects in diabetes (Brenner et al 2001; Lewis et al 2001) and can slow the progression of microalbuminuria (Parving et al 2001). However, what is not known is whether the development of microalbuminuria can be prevented or slowed by an angiotensin II receptor antagonist.

The Randomised Olmesartan And Diabetes MicroAlbuminuria Prevention (ROADMAP) study is the first large-scale, randomised, placebo-controlled, double-blind primary prevention trial which specifically aims to determine whether olmesartan medoxomil 40mg daily can

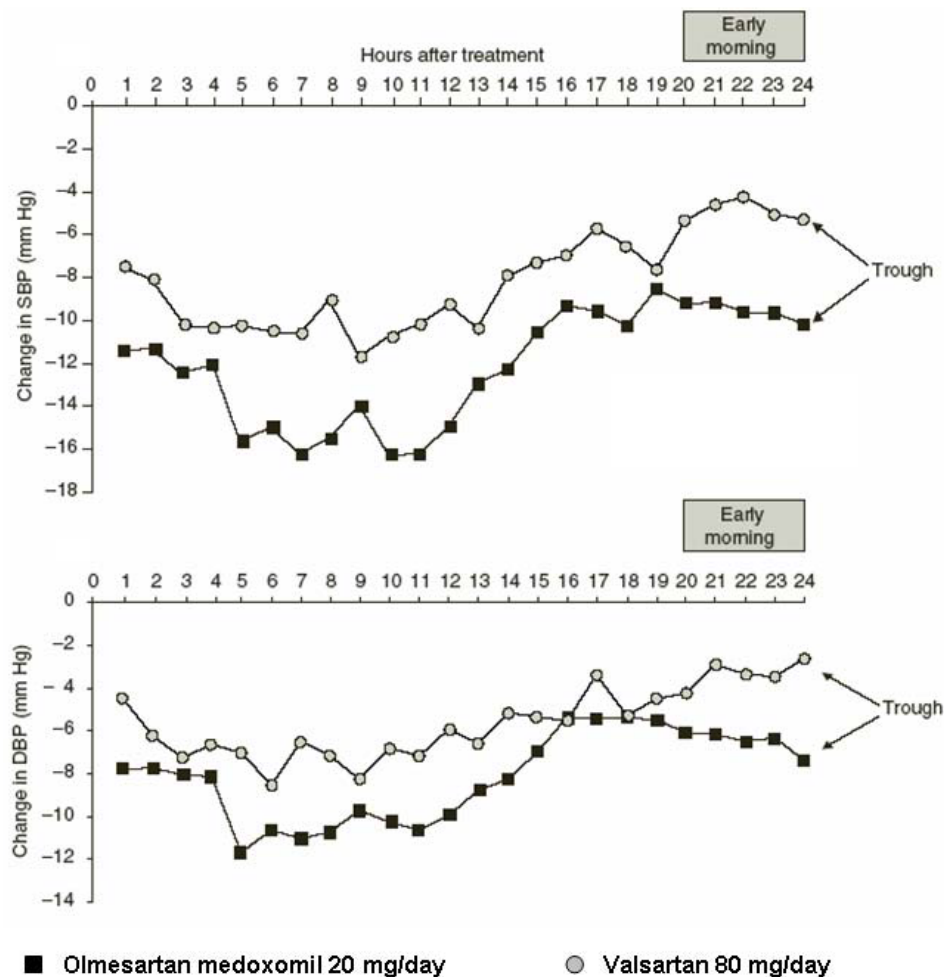


Figure 2 Hourly mean change in SBP and DBP by ABPM from baseline to the end of 8 weeks of treatment with olmesartan medoxomil 20 mg/day or valsartan 80 mg/day, with the early morning period indicated (Smith et al 2005).

Abbreviations: ABPM, ambulatory blood pressure monitoring; DBP, diastolic blood pressure; SBP, systolic blood pressure.

prevent or delay the onset of microalbuminuria in normoalbuminuric patients with type 2 diabetes (with or without hypertension) who are at risk of developing microalbuminuria due to the presence of one or more cardiovascular risk factors (Haller et al 2006).

The primary endpoint of this multicenter, multinational study is the occurrence of microalbuminuria. Patient recruitment started in 2004 and the clinical phase will last until 325 events of microalbuminuria have occurred, which is expected to require a median duration of treatment of 5 years. Secondary endpoints include the occurrence of fatal and non-fatal cardiovascular events. ROADMAP is an important study because it has been designed to have sufficient power to assess whether changes in the onset of microalbuminuria will translate into reductions in the risk of cardiovascular and renal disease. The results of this landmark study are expected to be available around 2012, and may contribute to the development of new approaches to the management of patients with diabetes.

Atherosclerotic vascular disease is a major contributor to myocardial and cerebral infarction and hypertension is a major risk factor for the development and progression of atherosclerosis. Studies mentioned earlier, such as those in animals and in markers of vascular inflammation (the EUTOPIA study) indicate that agents that inhibit the RAS such as olmesartan medoxomil may possess antiatherosclerotic efficacy. This is being investigated in Multi-centre Olmesartan Atherosclerosis Regression Evaluation (MORE) study. This multinational, randomized, double-blind, parallel-group study compares the effects of olmesartan medoxomil with those of atenolol on atherosclerosis in middle-aged to older hypertensive patients with increased cardiovascular risk. The MORE study will assess changes from baseline to various timepoints (including 28, 52, and 104 weeks) in carotid artery intima-media thickness and plaque volume measured by 3D ultrasonography. It is hoped that initial results from the MORE study will be presented in 2006.

Tolerability

As outlined in earlier sections of this review, olmesartan medoxomil has a consistently excellent tolerability profile. In a pooled analysis of seven trials, olmesartan medoxomil (2.5–80 mg/day) had a similar tolerability profile to placebo (Figure 3), and there were no apparent dose-related trends (Neutel 2001).

Direct comparison trials have shown that the tolerability of olmesartan medoxomil was comparable with that of the other angiotensin II receptor antagonists with which it was compared (Oparil et al 2001; Brunner et al 2003). Adverse events that were at least possibly related to treatment were experienced by 8.2%, 9.3%, 9.0%, and 7.5% of olmesartan medoxomil, losartan, valsartan, and irbesartan recipients, respectively, in one of the double-blind trials (Oparil et al 2001; Williams 2001) and 4.1% and 6.5% of olmesartan medoxomil and candesartan cilexetil recipients in the other double-blind trial (Brunner et al 2003). In both trials, there were no serious treatment-related adverse events. The most common treatment-emergent adverse events were upper respiratory tract infection (2.7% of olmesartan medoxomil and losartan recipients, 8.3% of valsartan and 5.5% of irbesartan recipients) headache (4.0%–5.5%), fatigue (1.4%–3.3%), back pain (0.7%–3.3%), dizziness (0.7%–3.4%), and diarrhea (0.7%–3.4%) in one trial (Oparil et al 2001), and headache (1.3% and 2.5% of olmesartan medoxomil and candesartan cilexetil recipients), increased γ -glutamyl transferase (1.6% and 1.2%), and hypertriglyceridemia (0.6% and 1.9%) in the other trial (Brunner et al 2003).

When compared with calcium channel blockers, the frequencies of adverse events were similar for all active treatments, except that recipients of amlodipine and felodipine had a higher incidence of edema than olmesartan medoxomil recipients (Stumpe and Ludwig 2002; Chrysant et al 2003).

Like other angiotensin II receptor antagonists, olmesartan medoxomil does not appear to be associated with adverse events such as cough and angioedema, which are often observed with ACE inhibitors.

Cost effectiveness

A pharmacoeconomic analysis, using efficacy data from the trial that compared olmesartan medoxomil with losartan, valsartan, and irbesartan (Oparil et al 2001), has been performed from the perspective of the managed healthcare environment in the US (Simons 2003). Only direct medical expenditures associated with cardiovascular events were taken into account; these included acute hospitalization, emergency room visits, doctor visits, outpatient services, and prescription medicines. Data from the Framingham Heart study were used to quantify the reductions in the risk for cardiovascular events, and a managed care database was used to obtain US costs for treating the consequences of

inadequate control of hypertension. Based on incremental benefits calculated using Framingham models and the absolute reductions in DBP at 8 weeks from the clinical trial, treating patients in the studied setting with olmesartan medoxomil instead of the other three angiotensin II receptor antagonists may decrease the overall cost of medical care for patients with uncontrolled hypertension (Table 3).

The results indicated that substantial cost savings were possible with olmesartan medoxomil. For example, when compared with valsartan, olmesartan medoxomil reduced estimated costs over 5 years in a hypothetical cohort of 100 000 patients by \$16231 000 for cardiovascular disease and \$11 955 000 for coronary heart disease. The estimated reduction in costs with olmesartan medoxomil over 5 years when compared with losartan was estimated to be \$15 149 000 for cardiovascular disease and \$11 107 000 for coronary heart disease. At the time of the analysis, no price had been set for olmesartan medoxomil so it was assumed that the angiotensin II receptor blockers were all the same price. Olmesartan medoxomil has since been priced lower than other angiotensin II receptor antagonists in the USA;

therefore the results from this analysis were probably underestimated.

Discussion

It is now apparent that intensive control of BP reduces the mortality and morbidity associated with hypertension, and clear BP goals have been set to guide physicians in their management of patients with hypertension (Chobanian et al 2003; ESH-ESC 2003). Although combination therapy will be required by many high-risk patients to reach BP targets, the initial use of an effective and well tolerated agent should improve patient compliance and reduce the number of steps needed to reach BP control.

Olmesartan medoxomil is a selective angiotensin II type 1 receptor antagonist with proven BP-lowering efficacy. In a number of clinical trials, the agent generally lowered both mean DBP and SBP by at least 10 mmHg after treatment for 8 weeks. Importantly, the majority of patients in clinical trials achieved target DBP of <90 mmHg (Neutel 2001; Puchler et al 2001; Chrysant et al 2003). Olmesartan medoxomil has a rapid onset of action, with significant

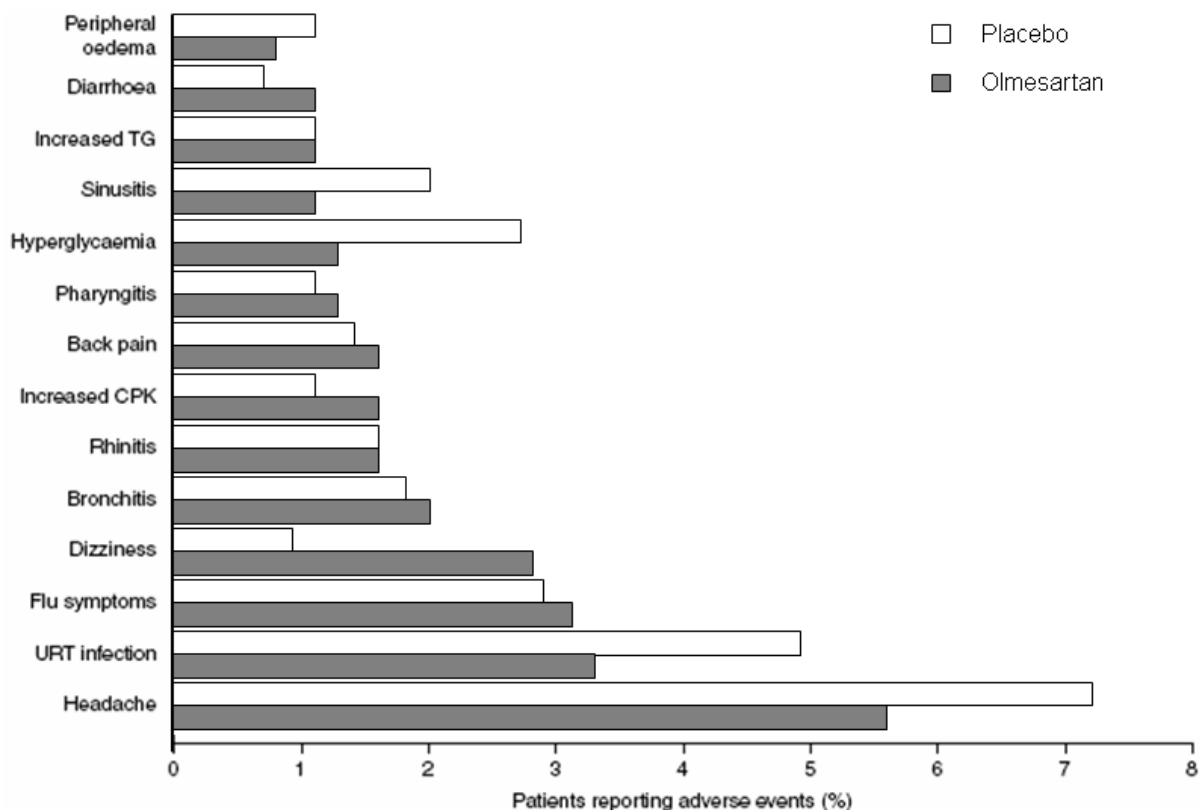


Figure 3 Adverse events reported by >1% of patients with hypertension in a meta-analysis of seven randomized clinical trials (Neutel 2001) in which patients with hypertension randomly were randomized to olmesartan medoxomil (various doses from 2.5mg/day to 80mg/day; n=2540) or placebo (n=555) for 6 to 12 weeks. Copyright © 2002. Reproduced with permission from Warner GT, Jarvis B. 2002. Olmesartan medoxomil. *Drugs*, 62:1345-53; discussion, 1354-6.

Abbreviations: CPK, creatine phosphokinase; TG, triglyceride; URT, upper respiratory tract.

Table 3 Cost effectiveness estimates of olmesartan medoxomil versus other angiotensin II receptor antagonists. Estimates are based on treatment for 5 years in a hypothetical cohort of 100 000 individuals. Incremental benefits (events avoided) were calculated using Framingham models and the absolute reductions in diastolic blood pressure at 8 weeks in a clinical trial comparing the four agents (Simons 2003)

	Cost of cardiovascular disease or accident avoided (\$US)	Incremental benefit of using olmesartan medoxomil (events avoided)			Total incremental economic benefit of olmesartan medoxomil (\$US1000)		
		Versus losartan	Versus valsartan	Versus irbesartan	Versus losartan	Versus valsartan	Versus irbesartan
Cardiovascular disease	25 165	602	645	215	15 149	16 231	5140
Coronary heart disease	29 229	380	409	136	11 107	11 955	3975
Myocardial infarction	16 625	244	271	86	4057	4505	1430
Stroke	13 814	104	126	36	1437	1741	497
Death from cardiovascular disease	NA	65	80	12	NA	NA	NA
Death from coronary heart disease	NA	66	80	15	NA	NA	NA

Abbreviations: NA, not available.

improvements in efficacy compared with placebo observed from 2 weeks onwards. The drug is also well tolerated, with an adverse event profile similar to that of placebo.

A considerable body of data now exists that demonstrates the BP-lowering efficacy of olmesartan medoxomil. At doses recommended in the EU, olmesartan medoxomil has been shown to be significantly more effective, in terms of primary endpoints of sitting cuff or ambulatory daytime DBP, than other angiotensin II receptor antagonists (valsartan, losartan, irbesartan (Oparil et al 2001; Stumpe 2004), and candesartan cilexetil (Brunner et al 2003) at their respective, recommended doses. The greater BP reduction seen with olmesartan may have long term clinical implications since even small decreases in BP have been associated with changes in the risk of cardiovascular and cerebrovascular events. Moreover, because of this improved efficacy, cost estimates indicate that olmesartan medoxomil may be more cost effective than valsartan, losartan, and irbesartan (Simons 2003). Additionally, olmesartan medoxomil has been shown to be at least as effective as the calcium channel blockers amlodipine (Chrysant et al 2003) and felodipine (Stumpe and Ludwig 2002) and the beta-blocker atenolol (Van Mieghem 2001), and significantly more effective than the ACE inhibitor captopril at the doses tested (Williams 2001).

Current treatment guidelines emphasize the need to reduce cardiovascular risk in patients with hypertension. Patients with hypertension frequently suffer from other conditions that increase their cardiovascular risk, such as atherosclerosis. Studies such as the MORE study are helping to further define the potential benefits of olmesartan

medoxomil in the overall reduction of cardiovascular risk by investigating its effects in patients with atherosclerosis. Patients with type 2 diabetes are also at increased risk of cardiovascular disease and olmesartan medoxomil may come to play a major role in treating such patients. Treatment of patients with type 2 diabetes with olmesartan medoxomil has been shown to reduce renal vascular resistance and oxidative stress, and increase renal perfusion in addition to significantly reducing BP (Fliser et al 2005). Such effects may translate into beneficial long-term renoprotective effects and this is being investigated in the 5 year ROADMAP study, which commenced in 2004. This study will assess whether olmesartan medoxomil can prevent or delay the onset of microalbuminuria, and whether this translates into protection against cardiovascular events and renal disease, in patients with type 2 diabetes. Studies such as MORE and ROADMAP should help to establish that olmesartan medoxomil offers benefits in terms of cardiovascular risk reduction that go beyond BP reduction.

As well as having a good tolerability profile, olmesartan medoxomil has a low potential for drug interactions, and a pharmacokinetic profile that allows it to be administered once daily. Recent studies show that olmesartan medoxomil produces almost complete 24 h blockade of the RAS. These factors will make the agent easy to prescribe, and should aid patient treatment compliance.

In conclusion, olmesartan medoxomil is an effective, fast-acting, and well tolerated antihypertensive agent that can be administered once daily. At recommended doses, it is significantly more effective at reducing BP than several other agents of its class. Thus, olmesartan medoxomil

represents a good option for the initial intensive treatment of patients with hypertension.

Acknowledgements

The author wishes to thank Phil Jones of Adis Communications for editorial support provided during the preparation of this review.

References

- Brenner BM, Cooper me, de Zeeuw D, et al. 2001. Effects of losartan on renal and cardiovascular outcomes in patients with type 2 diabetes and nephropathy. *N Engl J Med*, 345:861-9.
- Brunner H, Arakawa K. 2005. Antihypertensive efficacy of olmesartan medoxomil and candesartan cilexetil in achieving 24-hour blood pressure reductions and ambulatory blood pressure goals. *Clin Drug Invest*, in press.
- Brunner HR. 2001. Experimental and clinical evidence that angiotensin II is an independent risk factor for cardiovascular disease. *Am J Cardiol*, 87:3C-9C.
- Brunner HR. 2002. The new oral angiotensin II antagonist olmesartan medoxomil: a concise overview. *J Hum Hypertens*, 16(Suppl 2):S13-16.
- Brunner HR. 2004. Clinical efficacy and tolerability of olmesartan. *Clin Ther*, 26(Suppl A):A28-32.
- Brunner HR, Nussberger J, Waeber B. 1993. Control of vascular tone by renin and angiotensin in cardiovascular disease. *Eur Heart J*, 14(Suppl I):149-53.
- Brunner HR, Stumpe KO, Januszewicz A. 2003. Antihypertensive efficacy of olmesartan medoxomil and candesartan cilexetil assessed by 24-hour ambulatory blood pressure monitoring in patients with essential hypertension. *Clin Drug Invest*, 23:419-30.
- Burnier M, Brunner HR. 2000. Angiotensin II receptor antagonists. *Lancet*, 355:637-45.
- Chobanian AV, Bakris GL, Black HR, et al. 2003. The Seventh Report of the Joint National Committee on Prevention, Detection, Evaluation, and Treatment of High Blood Pressure: the JNC 7 report. *JAMA*, 289:2560-72.
- Chrysant SG, Marbury TC, Robinson TD. 2003. Antihypertensive efficacy and safety of olmesartan medoxomil compared with amlodipine for mild-to-moderate hypertension. *J Hum Hypertens*, 17:425-32.
- Cohen MC, Rohtla KM, Lavery CE, et al. 1997. Meta-analysis of the morning excess of acute myocardial infarction and sudden cardiac death. *Am J Cardiol*, 79:1512-16.
- Conlin PR, Gerth WC, Fox J, et al. 2001. Four-year persistence patterns among patients initiating therapy with the angiotensin II receptor antagonist losartan versus other antihypertensive drug classes. *Clin Ther*, 23:1999-2010.
- Destro M, Scabrosetti R, Vanasia A, et al. 2005. Comparative efficacy of valsartan and olmesartan in mild-to-moderate hypertension: results of 24-hour ambulatory blood pressure monitoring. *Adv Ther*, 22:32-43.
- [ESH-ESC] European Society of Hypertension-European Society of Cardiology. 2003. 2003 European Society of Hypertension-European Society of Cardiology guidelines for the management of arterial hypertension. *J Hypertens*, 21(6):1011-53.
- Ewald S, Nickenig G, Böhm M. 2005. Olmebest-study: reduction of blood pressure in the treatment of patients with mild-to-moderate essential hypertension - interim analysis of the German sub study. *Am J Hypertens*, 18:2.
- Fletcher AE, Palmer AJ, Bulpitt CJ. 1994. Cough with angiotensin converting enzyme inhibitors: how much of a problem? *J Hypertens Suppl*, 12:S43-7.
- Fliser D, Buchholz K, Haller H. 2004. Antiinflammatory effects of angiotensin II subtype 1 receptor blockade in hypertensive patients with microinflammation. *Circulation*, 110:1103-7.
- Fliser D, Wagner KK, Loos A, et al. 2005. Chronic angiotensin II receptor blockade reduces (intra)renal vascular resistance in patients with type 2 diabetes. *J Am Soc Nephrol*, 16:1135-40.
- Haller H, Viberti G, Mimran A, et al. 2006. Preventing microalbuminuria in patients with diabetes - rationale and design of the Randomised Olmesartan And Diabetes MicroAlbuminuria Prevention (ROADMAP) Study. *J Hypertens*, in press.
- Hasler C, Nussberger J, Maillard M, et al. 2005. Sustained 24-hour blockade of the renin-angiotensin system: a high dose of a long-acting blocker is as effective as a lower dose combined with an angiotensin-converting enzyme inhibitor. *Clin Pharmacol Ther*, 78(5):501-7.
- Koike H. 2001. New pharmacologic aspects of CS-866, the newest angiotensin II receptor antagonist. *Am J Cardiol*, 87(Suppl 8A):33C-36C.
- Koike H, Sada T, Mizuno M. 2001. In vitro and in vivo pharmacology of olmesartan medoxomil, an angiotensin II type AT₁ receptor antagonist. *J Hypertens Suppl*, 19(Suppl 1):S3-14.
- Lewington S, Clarke R, Qizilbash N, et al. 2002. Age-specific relevance of usual blood pressure to vascular mortality: a meta-analysis of individual data for one million adults in 61 prospective studies. *Lancet*, 360:1903-13.
- Lewis EJ, Hunsicker LG, Clarke WR, et al. 2001. Renoprotective effect of the angiotensin-receptor antagonist irbesartan in patients with nephropathy due to type 2 diabetes. *N Engl J Med*, 345:851-60.
- Maillard MP, Wurzner G, Nussberger J, et al. 2002. Comparative angiotensin II receptor blockade in healthy volunteers: the importance of dosing. *Clin Pharmacol Ther*, 71:68-76.
- Mazzolai L, Burnier M. 1999. Comparative safety and tolerability of angiotensin II receptor antagonists. *Drug Saf*, 21:23-33.
- Mengden T, Ewald S, Kaufmann S, et al. 2004. Telemonitoring of blood pressure self measurement in the OLMETEL study. *Blood Press Monit*, 9:321-5.
- Mizuno M, Sada T, Ikeda M, et al. 1995. Pharmacology of CS-866, a novel nonpeptide angiotensin II receptor antagonist. *Eur J Pharmacol*, 285:181-8.
- Mogensen CE. 2002. Diabetic renal disease in patients with type 2 diabetes mellitus: new strategies for prevention and treatment. *Treat Endocrinol*, 1:3-11.
- Muller JE, Stone PH, Turi ZG, et al. 1985. Circadian variation in the frequency of onset of acute myocardial infarction. *N Engl J Med*, 313:1315-22.
- Neutel JM. 2001. Clinical studies of CS-866, the newest angiotensin II receptor antagonist. *Am J Cardiol*, 87:37C-43C.
- Nussberger J, Koike H. 2004. Antagonizing the angiotensin II subtype 1 receptor: a focus on olmesartan medoxomil. *Clin Ther*, 26(Suppl A):A12-20.
- Oparil S, Williams D, Chrysant SG, et al. 2001. Comparative efficacy of olmesartan, losartan, valsartan, and irbesartan in the control of essential hypertension. *J Clin Hypertens (Greenwich)*, 3:283-91, 318.
- Parving HH, Lehnert H, Brochner-Mortensen J, et al. 2001. The effect of irbesartan on the development of diabetic nephropathy in patients with type 2 diabetes. *N Engl J Med*, 345:870-8.
- Puchler K, Laeis P, Stumpe KO. 2001. Blood pressure response, but not adverse event incidence, correlates with dose of angiotensin II antagonist. *J Hypertens Suppl*, 19:s41-8.
- Puchler K, Nussberger J, Laeis P, et al. 1997. Blood pressure and endocrine effects of single doses of CS-866, a novel angiotensin II antagonist, in salt-restricted hypertensive patients. *J Hypertens*, 15(12 Pt 2):1809-12.
- Sankyo Pharma GmbH. 2002. Data on file (integrated summary of efficacy).
- Scholze J, Ewald S. 2005. OLMEPAS - STUDY: Olmesartan medoxomil for the treatment of hypertension under daily-practice conditions - results of a post-authorization study. Berlin, Germany: Deutsche Hypertonie Ligatagung.

- Schwocho LR, Masonson HN. 2001. Pharmacokinetics of CS-866, a new angiotensin II receptor blocker, in healthy subjects. *J Clin Pharmacol*, 41:515-27.
- Simons WR. 2003. Comparative cost effectiveness of angiotensin II receptor blockers in a US managed care setting: olmesartan medoxomil compared with losartan, valsartan, and irbesartan. *Pharmacoeconomics*, 21:61-74.
- Smith DH, Dubiel R, Jones M. 2005. Use of 24-hour ambulatory blood pressure monitoring to assess antihypertensive efficacy: a comparison of olmesartan medoxomil, losartan potassium, valsartan, and irbesartan. *Am J Cardiovasc Drugs*, 5:41-50.
- Stumpe KO. 2004. Olmesartan compared with other angiotensin II receptor antagonists: head-to-head trials. *Clin Ther*, 26(Suppl A):A33-7.
- Stumpe KO, Ludwig M. 2002. Antihypertensive efficacy of olmesartan compared with other antihypertensive drugs. *J Hum Hypertens*, 16(Suppl 2):S24-8.
- Takemoto M, Egashira K, Tomita H, et al. 1997. Chronic angiotensin-converting enzyme inhibition and angiotensin II type 1 receptor blockade: effects on cardiovascular remodeling in rats induced by the long-term blockade of nitric oxide synthesis. *Hypertension*, 30:1621-7.
- Tomita H, Egashira K, Ohara Y, et al. 1998. Early induction of transforming growth factor-beta via angiotensin II type 1 receptors contributes to cardiac fibrosis induced by long-term blockade of nitric oxide synthesis in rats. *Hypertension*, 32:273-9.
- Usui M, Egashira K, Tomita H, et al. 2000. Important role of local angiotensin II activity mediated via type 1 receptor in the pathogenesis of cardiovascular inflammatory changes induced by chronic blockade of nitric oxide synthesis in rats. *Circulation*, 101:305-10.
- Van Mieghem W. 2001. A multi-centre, double-blind, efficacy, tolerability and safety study of the oral angiotensin II-antagonist olmesartan medoxomil versus atenolol in patients with mild to moderate essential hypertension [abstract]. *J Hypertens*, 19:S152-3.
- Vleeming W, van Amsterdam JG, Stricker BH, et al. 1998. ACE inhibitor-induced angioedema. Incidence, prevention and management. *Drug Saf*, 18:171-88.
- Warner GT, Jarvis B. 2002. Olmesartan medoxomil. *Drugs*, 62:1345-53; discussion, 1354-6.
- Wehling M. 2004. Can the pharmacokinetic characteristics of olmesartan medoxomil contribute to the improvement of blood pressure control? *Clin Ther*, 26(Suppl A):A21-7.
- Williams PA. 2001. A multi-centre, double-blind, efficacy, tolerability and safety study of the oral angiotensin II-antagonist olmesartan medoxomil versus captopril in patients with mild to moderate essential hypertension [abstract]. *J Hypertens*, 19(suppl 2):S300.
- Yusuf S, Hawken S, Ounpuu S, et al. 2004. Effect of potentially modifiable risk factors associated with myocardial infarction in 52 countries (the INTERHEART study): case-control study. *Lancet*, 364:937-52.