




# Domestic Parasitic Infections in Patients with Asthma and Eosinophilia in Germany – Three Cases with Learnings in the Era of Anti-IL5 Treatments [Letter]

Muhammad Ifham Hanif<sup>1</sup>, Bagus Muhammad Ihsan<sup>2</sup>, Mentari Maratus Sholihah<sup>3</sup>

<sup>1</sup>Badau Primary Health Care, Kapuas Hulu, Indonesia; <sup>2</sup>Department of Medical Laboratory Technology, Poltekkes Kemenkes Pontianak, Pontianak, Indonesia; <sup>3</sup>Medical Faculty of Universitas Sebelas Maret, Dr. Moewardi Hospital, Surakarta, Central Java, Indonesia

Correspondence: Muhammad Ifham Hanif, Email muhammadifhamhanif@gmail.com

## Dear editor

I am writing to express my appreciation for the insightful article, “Domestic Parasitic Infections in Patients with Asthma and Eosinophilia in Germany – Three Cases with Learnings in the Era of Anti-IL5 Treatments”, recently published in Journal of Asthma and Allergy. The study sheds light on a critical aspect of intersection between asthma, eosinophilia, and parasitic infections, and I would like to commend the authors for their valuable contribution to the field.<sup>1</sup> Novel therapeutic methods for severe asthma, such as anti-IL5 treatments, have focused on eosinophils, which are typically linked to host defence against helminthic parasite infections.<sup>2,3</sup>

The strength of the article have three points. Clinical Relevance: The study addresses a clinically relevant issue concerning the potential impact of parasitic infections on patients with asthma and eosinophilia, an area that has been relatively underexplored. Case Diversity: The inclusion of three distinct cases provides a comprehensive perspective, illustrating different aspects of the relationship between parasitic infections and asthma in the context of anti-IL5 treatments. Awareness and Screening: The article successfully emphasizes the importance of screening for parasitic infections in cases of hypereosinophilia, extrapulmonary symptoms, or a history of stay in endemic regions, contributing to increased awareness among clinicians.

However, as a reader, I found that the study’s scope appeared somewhat limited. While the three cases presented offer valuable insights, a broader sample size and diverse demographics could strengthen the generalizability of the findings. Additionally, further exploration into the potential variations in parasitic infections across regions in Germany might enhance the study’s applicability on a national scale.

In light of these observations, I would be interested in recommendations for researchers, and future research in this area should consider expanding the study population to encompass a more diverse patient demographic. This could help uncover potential regional disparities in the prevalence of domestic parasitic infections among patients with asthma and eosinophilia. Moreover, a longitudinal study of the long-term effects of anti-IL5 treatments in patients with coexisting parasitic infections would provide a more comprehensive understanding of the safety and efficacy of such interventions.

In conclusion, I commend the authors for their insightful contribution to the understanding of domestic parasitic infections in the context of asthma and eosinophilia. I believe that further exploration and expansion of the study’s scope will undoubtedly contribute to the advancement of knowledge in this critical field of respiratory medicine.

## Ethical Approval

The research does not require ethical approval.

## Funding

No Funding Available.

## Disclosure

The authors report no conflicts of interest in this communication.

## Reference

1. Barnikel M, Grabmaier U, Mertsch P, et al. Domestic parasitic infections in patients with asthma and eosinophilia in Germany—three cases with learnings in the era of anti-IL5 treatments. *J Asthma Allergy*. 2023;1229–1232.
2. Jackson DJ, Korn S, Mathur SK, et al. Safety of eosinophil-depleting therapy for severe, eosinophilic asthma: focus on benralizumab. *Drug Saf*. 2020;43:409–425.
3. Ramirez GA, Yacoub MR, Ripa M, et al. Eosinophils from physiology to disease: a comprehensive review. *Biomed Res Int*. 2018;2018:9095275.

Dove Medical Press encourages responsible, free and frank academic debate. The content of the Journal of Asthma and Allergy 'letters to the editor' section does not necessarily represent the views of Dove Medical Press, its officers, agents, employees, related entities or the Journal of Asthma and Allergy editors. While all reasonable steps have been taken to confirm the content of each letter, Dove Medical Press accepts no liability in respect of the content of any letter, nor is it responsible for the content and accuracy of any letter to the editor.

Journal of Asthma and Allergy

Dovepress

### Publish your work in this journal

The Journal of Asthma and Allergy is an international, peer-reviewed open-access journal publishing original research, reports, editorials and commentaries on the following topics: Asthma; Pulmonary physiology; Asthma related clinical health; Clinical immunology and the immunological basis of disease; Pharmacological interventions and new therapies. The manuscript management system is completely online and includes a very quick and fair peer-review system, which is all easy to use. Visit <http://www.dovepress.com/testimonials.php> to read real quotes from published authors.

Submit your manuscript here: <https://www.dovepress.com/journal-of-asthma-and-allergy-journal>

<https://doi.org/10.2147/JAA.S454276>